

June 2, 1956

June 2, 1956

# UNION PACIFIC RAILROAD

# UNION PACIFIC RAILROAD

TIME TABLES

TIME TABLES



TABLE OF CONTENTS

Section Page
Index to Union Pacific Stations 3 to 5
Coast to Coast Sleeping Car Service 6 and 7
Equipment of Through Trains 8 to 23
Condensed Train Schedules 24 to 41
Map of Union Pacific and Connecting Lines 26 and 27
Connecting Rail Lines Service 32, 43 and 44

INFORMATION

Miles shown on mile posts read westward from Council Bluffs, Iowa. Miles shown herein are from Omaha, Nebraska. (Variance approximately 3 miles.)

Time from midnight to noon inclusive, is indicated by light face type; from noon to midnight inclusive, by dark face type.

Any person who, because of mental, physical or other disability, is incapable of properly caring for himself or herself, will be received as a passenger ONLY when accompanied by a competent attendant.

New leg rest seat coaches are assigned to the Pacific Coast Streamliners. Every effort is made to maintain this service, but operation of non-leg rest coaches may be necessary on occasions, due to emergencies or shortages.

On trains that carry chair car porters, there is no charge for the services of the porter. He will, however, collect a nominal charge for pillows.

Children under 5 years of age ride free, when accompanied by parent or guardian; 5 years of age and under 12, pay one-half fare; 12 years of age and over, pay full fare.

Should any question or difference of understanding arise with agents or conductors as to proper fare or ticket privileges, please pay fare requested, take receipt, and communicate with General Passenger Traffic Manager, Omaha 2, Nebr.

Tickets unused or partly used, will be redeemed under tariff regulations at proper value. Consult any Union Pacific office or write to Gen'l Passenger Traffic Mgr., Omaha 2, Nebr.

Stopovers are permitted at all points where trains are scheduled to stop, within final limit of tickets, by notifying conductor.

Many attractive side trips and optional routes are available. Ask your local Agent or any Union Pacific representative for details.

Tickets reading via Union Pacific Railroad, with certain exceptions, will be honored by Overland Greyhound Bus Lines or Northwest Greyhound Bus Lines, between any two points between which either of those two companies and the Union Pacific Railroad jointly operate.

You are requested to purchase your tickets before boarding the train.

At Chicago the Transfer coupon on a through railroad ticket entitles the holder, without additional charge, to have himself and hand luggage transferred in a Railroad Transfer Service car from his incoming to his outgoing station. Or, when there is at least a 3-hour interval between arrival of train in Chicago and scheduled departure time from outgoing station, Railroad Transfer Service will transfer such luggage to the passenger's outgoing station where it can be claimed at the parcel check room. The charge for this service is the usual

parcel checking fee plus a 25 cent charge made by the Railroad Transfer Service for each bag or parcel.

It is desirable to mark or tag each piece of baggage (for easy identification) with your name and address and, in addition, place your name and permanent address inside each piece, whether it is checked or carried with you on the train. Ask Ticket or Baggage Agent for free address labels.

For the convenience and comfort of themselves and others, passengers are requested to check their hand baggage whenever possible, except that actually needed for personal use enroute. No responsibility is assumed for unchecked articles left in stations, on platforms or in cars.

Checkable baggage consists of wearing apparel, toilet articles and such personal effects as the passenger may need for use on the trip.

Money, jewelry, negotiable papers, liquids, fragile or perishable articles, radios, typewriters, dishes and household goods are examples of some of the articles not checkable as baggage. Consult Agent.

One hundred and fifty (150) pounds of baggage, not exceeding one hundred dollars (\$100.00) in value, may be checked free on each adult ticket, and one-half those amounts in connection with half-fare tickets.

Passengers have the privilege of declaring additional value on checked baggage, not to exceed a total of \$2500.00, upon payment of a nominal charge. Consult Baggage Agent.

Dogs and other small household pets may be transported in baggage cars subject to tariff regulations or they may be taken into room accommodations, subject to Pullman Company regulations, when in suitable containers.

Handling of dogs and pets in baggage cars on streamliner trains is necessarily restricted. Consult agent for details.

No single piece of baggage, exceeding 300 pounds in weight, 72 inches in greatest dimension, or single shipments in excess of \$2500.00 in value, will be checked. Exception: Boxes of heavy or corrugated pasteboard are limited to a gross weight of 50 pounds each.

All baggage should be marked plainly on outside with name and address of the owner.

Certain trains provide only limited handling of checked baggage, remains and pets, to and from intermediate points. Consult agents or passenger representatives for details.

In case of lost articles, communicate with Manager, Mail, Baggage & Express Traffic, Omaha 2, Nebr.

Union Pacific Railroad is not responsible for errors in time tables, inconvenience or loss resulting from delayed trains, failure to make connections, air conditioning failures, or emergency substitutions in equipment. Schedules, consists and designations of trains shown in this folder are subject to change without notice.

INDEX OF CONDENSED THROUGH TIME TABLES

Table with columns: BETWEEN AND, TABLE, BETWEEN AND, TABLE, BETWEEN AND, TABLE. Lists routes between cities like New York City, Los Angeles, San Francisco, Chicago, Omaha, St. Louis, etc.

For Condensed Through Schedules to and from Utah-Arizona Parks (Cedar City, Utah) see Table 4, Page 31

INDEX TO UNION PACIFIC STATIONS

Each Time Table is numbered. The numbers opposite the Stations are the numbers of the time tables in which the stations are shown. Stations marked \* are located on Divisions indicated by table numbers, but are not shown in folder tables.

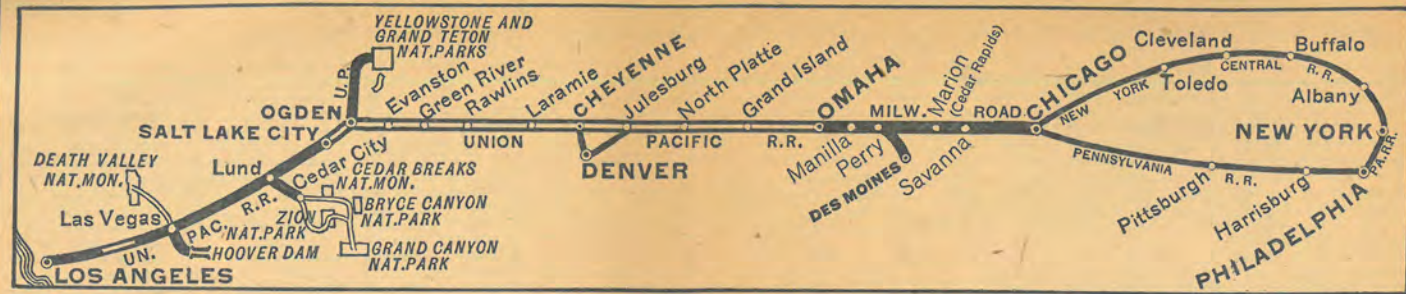
Large index table with columns: Table No., Station Name, Table No., Station Name, Table No., Station Name, Table No., Station Name. Lists hundreds of stations across various states.

Table of station numbers and names for Page 4, organized in columns by state and region. Includes entries for Colorado, Idaho, Nebraska, Kansas, Oklahoma, and Utah.

Stations marked ■ are located on Divisions indicated by table numbers, but are not shown in folder tables.

Table of station numbers and names for Page 5, continuing from Page 4. Includes entries for Wyoming, Montana, North Dakota, South Dakota, Nebraska, Kansas, Oklahoma, and Utah.

Stations marked ■ are located on Divisions indicated by table numbers, but are not shown in folder tables.



### COAST-TO-COAST THROUGH SLEEPING CAR SERVICE

Between New York City and Los Angeles

Liberty Limited No. 1-59 Domeliner City of Los Angeles No. 103 Daily—Example	New York and Los Angeles via <b>Pennsylvania Railroad and Overland Route</b>	Domeliner City of Los Angeles No. 104 Liberty Limited No. 58-2 Daily—Example	The Wolverine No. 17 Domeliner City of Los Angeles No. 103 Daily—Example	New York and Los Angeles via <b>New York Central and Overland Route</b>	Domeliner City of Los Angeles No. 104 Commodore Vanderbilt No. 68 Daily—Example
Pennsylvania Railroad					
5.10 SAT	Lv New York (E. S. T.)	Ar 8.45	5.15 SAT	Lv New York (E.S.T.)	Ar 8.00
6.41 SAT	Lv N. Philadelphia (E.S.T.)	Ar 7.18	10.55 SUN	Ar Chicago (C.S.T.)	Lv 3.00
1.32 SUN	Lv Pittsburgh (E.S.T.)	Ar 12.01	The Milwaukee Road		
9.00 SUN	Ar Chicago (C. S. T.)	Lv 3.00	6.45 SUN	Lv Chicago (C.S.T.)	Ar 11.00
The Milwaukee Road					
6.45 SUN	Lv Chicago (C.S.T.)	Ar 11.00	8.59 SUN	" Savanna	" 8.25
8.59 SUN	" Savanna	" 8.25	10.25 SUN	" Marion (Cedar Rapids)	" 7.04
10.25 SUN	" Marion (Cedar Rapids)	" 7.04	12.25 MON	" Perry	Ar 4.51
12.25 MON	" Perry	Ar 4.51	3.00 MON	Ar Omaha	Lv 2.45
3.00 MON	Ar Omaha	Lv 2.45	Union Pacific		
Union Pacific					
3.10 MON	Lv Omaha	Ar 2.30	3.10 MON	Lv Omaha	Ar 2.30
5.10 MON	" Grand Island	Lv 12.20	5.10 TUE	" Grand Island	Lv 12.20
6.55 MON	Ar N. Platte (C.S.T.)	Lv 10.28	6.55 MON	Ar N. Platte (C.S.T.)	Lv 10.28
6.00 MON	Lv N. Platte (M.S.T.)	Ar 9.23	6.00 MON	Lv N. Platte (M.S.T.)	Ar 9.23
7.44 MON	" Sidney	Lv 7.42	7.44 MON	" Sidney	Lv 7.42
9.30 MON	Ar Cheyenne	Lv 6.20	9.30 MON	Ar Cheyenne	Lv 6.20
9.40 MON	Lv Cheyenne	Ar 6.10	9.40 MON	Lv Cheyenne	Ar 6.10
11.01 MON	" Laramie	Lv 4.50	11.01 MON	" Laramie	Lv 4.50
12.56 MON	" Rawlins	" 2.55	12.56 MON	" Rawlins	" 2.55
3.25 MON	" Green River	" 12.35	3.25 MON	" Green River	" 12.35
6.55 MON	" Ogden	" 9.10	6.55 MON	" Ogden	" 9.10
7.50 MON	" Salt Lake City	" 8.15	7.50 MON	" Salt Lake City	" 8.15
10.54 MON	" Milford (M.S.T.)	Lv 4.58	10.54 MON	" Milford (M.S.T.)	Lv 4.58
2.40 TUE	Lv Las Vegas (P.S.T.)	Ar 11.10	2.40 TUE	Lv Las Vegas (P.S.T.)	Ar 11.10
7.45 TUE	Ar San Bernardino	Lv 6.08	7.45 TUE	Ar San Bernardino	Lv 6.08
8.10 TUE	" Riverside	" 5.43	8.10 TUE	" Riverside	" 5.43
9.10 TUE	" East Los Angeles	" 4.50	9.10 TUE	" East Los Angeles	" 4.50
9.30 TUE	Ar Los Angeles	Lv 4.30	9.30 TUE	Ar Los Angeles	Lv 4.30
9.35 TUE	Ar Alhambra	" 3.55	9.35 TUE	Ar Alhambra	" 3.55
9.50 TUE	Ar Pasadena	" 3.40	9.50 TUE	Ar Pasadena	" 3.40
10.10 TUE	Ar Glendale (City)	" 3.10	10.10 TUE	Ar Glendale (City)	" 3.10
10.20 TUE	Ar Anaheim	" 3.10	10.20 TUE	Ar Anaheim	" 3.10
10.05 TUE	Ar Long Beach	" 3.20	10.05 TUE	Ar Long Beach	" 3.20
10.35 TUE	Ar San Pedro (P.S.T.)	Lv 2.45	10.35 TUE	Ar San Pedro (P.S.T.)	Lv 2.45

♦ Motor bus connections with main line trains at East Los Angeles. See tables 7, 8 and 9 for complete information on bus schedules to and from East Los Angeles.

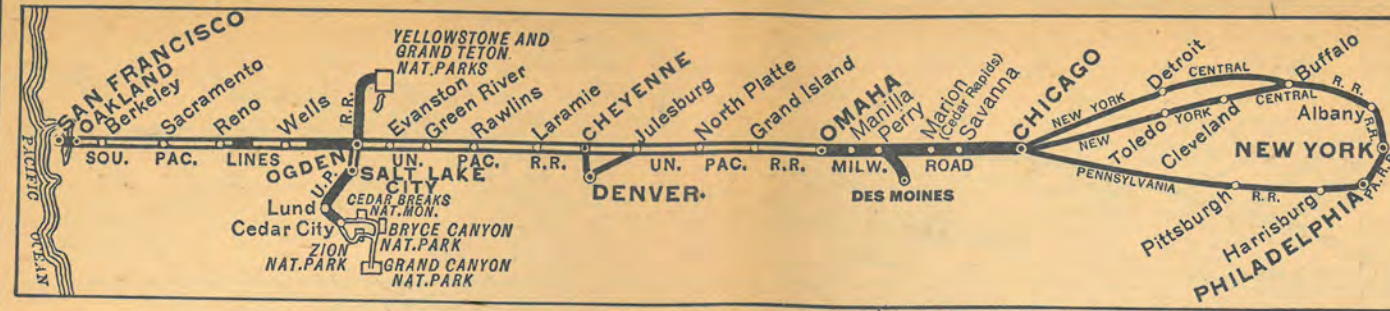
#### Coast-to-Coast Equipment

Nos. 1-59-103 and 104-58-2

Streamlined Sleeping Cars..New York City to Los Angeles—  
10 Roomettes, 6 Double Bedrooms.  
Los Angeles to New York City—  
10 Roomettes, 6 Double Bedrooms.

Nos. 17-103 and 104-68

Streamlined Sleeping Cars..New York City to Los Angeles—  
10 Roomettes, 6 Double Bedrooms.  
Los Angeles to New York City—  
10 Roomettes, 6 Double Bedrooms.



### COAST-TO-COAST THROUGH SLEEPING CAR SERVICE

Between New York City and San Francisco

Commodore Vanderbilt No. 67 City of San Francisco No. 101 See Note 1	New York and San Francisco via <b>New York Central and Overland Route</b>	City of San Francisco No. 102 Commodore Vanderbilt No. 68 See Note 2	Liberty Limited No. 1-59 City of San Francisco No. 101 See Note 3	New York and San Francisco via <b>Pennsylvania Railroad and Overland Route</b>	City of San Francisco No. 102 Liberty Limited No. 58-2 See Note 4
<p><b>Note 1: Sleeping Car from New York — Operates Westbound Via New York Central</b> — ODD DAYS: June, July, September and October — EVEN DAYS: August and November</p> <p><b>Note 2: Sleeping Car from San Francisco — Operates Eastbound</b> — EVEN DAYS: June, July, September and October — ODD DAYS: August and November</p> <p><b>Note 3: Sleeping Car from New York — Operates Westbound Via Pennsylvania Railroad</b> — EVEN DAYS: June, July, September and October — ODD DAYS: August and November</p> <p><b>Note 4: Sleeping Car from San Francisco — Operates Eastbound</b> — ODD DAYS: June, July, September and October — EVEN DAYS: August and November</p>					
EXAMPLE					
4.30 SAT	Lv New York (E.S.T.)	Ar 8.00	5.10 SAT	Lv New York (E.S.T.)	Ar 8.45
7.30 SUN	Ar Chicago (C.S.T.)	Lv 3.00	6.41 SAT	Lv N. Philadelphia (E.S.T.)	Ar 7.18
The Milwaukee Road					
6.30 SUN	Lv Chicago (C.S.T.)	Ar 11.15	1.32 SUN	Lv Pittsburgh (E.S.T.)	Ar 12.01
8.44 SUN	" Savanna	" 8.40	9.00 SUN	Ar Chicago (C.S.T.)	Lv 3.00
10.10 SUN	" Marion (Cedar Rapids)	" 7.19	The Milwaukee Road		
12.10 MON	" Perry	Ar 5.06	6.30 SUN	Lv Chicago (C.S.T.)	Ar 11.15
2.45 MON	Ar Omaha	Lv 3.00	8.44 SUN	" Savanna	" 8.49
Union Pacific					
2.55 MON	Lv Omaha	Ar 2.50	10.10 SUN	" Marion (Cedar Rapids)	" 7.19
4.55 MON	" Grand Island	Lv 12.40	12.10 MON	" Perry	Ar 5.06
6.40 MON	Ar N. Platte (C. S. T.)	Lv 10.48	2.45 MON	Ar Omaha	Lv 3.00
5.45 MON	Lv N. Platte (M. S. T.)	Ar 9.43	Union Pacific		
7.29 MON	" Sidney	Lv 8.02	2.50 MON	Lv Omaha	Ar 2.50
9.15 MON	Ar Cheyenne	Lv 6.40	4.55 MON	" Grand Island	Lv 12.40
9.25 MON	Lv Cheyenne	Ar 6.30	6.40 MON	Ar N. Platte (C. S. T.)	Lv 10.48
10.46 MON	" Laramie	Lv 5.12	5.45 MON	Lv N. Platte (M. S. T.)	Ar 9.43
12.41 MON	" Rawlins	" 3.25	7.29 MON	" Sidney	Lv 8.02
3.10 MON	" Green River	" 1.05	9.15 MON	Ar Cheyenne	Ar 6.40
6.30 MON	Ar Ogden (M.S.T.)	Lv 9.40	Lv Cheyenne	Lv 6.30	
Southern Pacific					
6.50 MON	Lv Ogden (M.S.T.)	Ar 9.20	10.46 MON	" Laramie	Lv 5.12
2.57 TUE	" Reno (P.S.T.)	Lv 11.09	12.41 MON	" Rawlins	" 3.25
7.30 TUE	" Truckee	" 6.35	3.10 MON	" Green River	" 1.05
7.42 TUE	Ar Sacramento	Lv 6.25	6.30 MON	Ar Ogden (M. S. T.)	Lv 9.40
9.20 TUE	Ar Berkeley	Lv 4.45	Southern Pacific		
9.32 TUE	" Oakland (16th St.)	" 4.37	6.50 MON	Lv Ogden (M.S.T.)	Ar 9.20
9.45 TUE	" Oakland Pier	" 4.30	2.57 TUE	" Reno (P.S.T.)	Lv 11.09
10.20 TUE	Ar San Francisco (P.S.T.)	Lv 4.00	7.30 TUE	" Truckee	" 6.35
<p>□ Conditional stop; consult agent or conductor.</p>					

Nos. 67-101 and 102-68

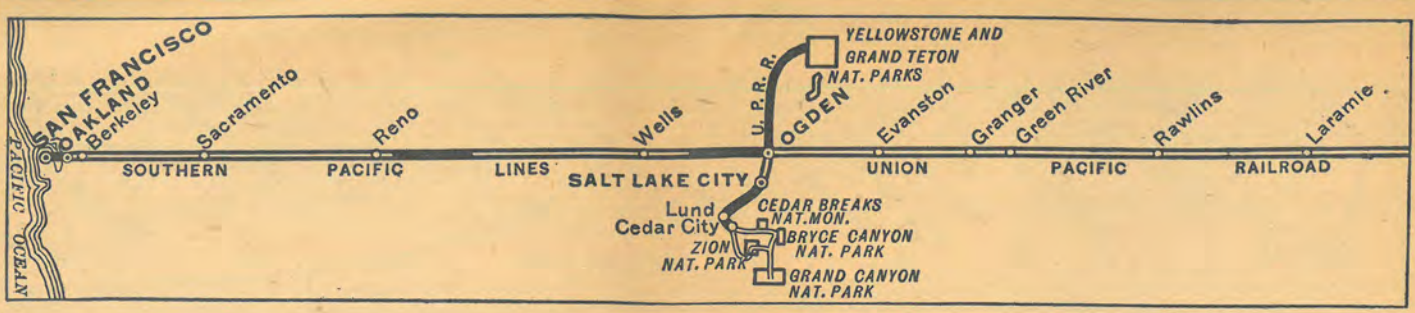
Streamlined Sleeping Cars..New York City to San Francisco—  
10 Roomettes, 6 Double Bedrooms.  
San Francisco to New York City—  
10 Roomettes, 6 Double Bedrooms.

#### Coast-to-Coast Equipment

Nos. 1-59-101 and 102-58-2

Streamlined Sleeping Cars..New York City to San Francisco—  
10 Roomettes, 6 Double Bedrooms.  
San Francisco to New York City—  
10 Roomettes, 6 Double Bedrooms.





**NEW YORK and CHICAGO to SAN FRANCISCO via Omaha**

Table B Condensed Schedules All Trains Daily		Streamliner City of San Francisco 101 Daily Example	San Francisco Overland 27 Daily Example
Lv New York (E.S.T.) N.Y.C.	4.30	SAT	
Lv Cleveland			
Ar Chicago (C.S.T.)	7.30	SUN	
Lv New York (E.S.T.) Penn.R.R.	5.10	SAT	
Lv N. Phila., Pa. (E.S.T.)	6.41	SAT	
Ar Chicago (C.S.T.)	9.00	SUN	
<b>C. M. St. P. &amp; P.</b>			
Lv Chicago (C.S.T.)	6.30	SUN	
Lv Savannah	8.44	"	
Lv Marion (Cedar Rapids)	10.10	SUN	
Lv Perry	12.10	MON	
Ar Omaha	2.45	MON	
<b>Union Pacific</b>			
Lv Omaha (C.S.T.)	2.55	MON	10.30 SUN
" Fremont	3.00	"	11.16 SUN
" Columbus	3.05	"	12.15 MON
" Grand Island	4.55	"	1.40 "
" Kearney	5.00	"	2.19 "
Ar North Platte (C.S.T.)	6.40	"	4.30 "
Lv North Platte (M.S.T.)	5.45	"	3.45 "
" Sidney	7.29	"	6.32 "
Ar Cheyenne	9.15	"	8.45 "
Lv Cheyenne	9.25	"	9.10 "
" Laramie	10.46	"	10.50 "
" Rock Springs	12.41	"	1.15 "
Ar Green River		"	3.18 "
Lv Green River	3.00	"	3.45 "
Ar Evanston	3.10	"	4.10 "
Ar Ogden (M.S.T.)	4.51	"	6.25 "
Lv Salt Lake City (M.S.T.)	6.30	MON	8.45 MON
<b>Southern Pacific</b>			
Lv Ogden (M.S.T.)	6.50	MON	9.10 MON
" Reno (P.S.T.)	2.57	TUE	8.57 TUE
" Truckee	7.52	"	7.52 "
Ar Sacramento	7.30	"	11.55 "
Lv Sacramento	7.42	"	12.01 "
Ar Berkeley	9.20	"	1.52 "
" Oakland (16th St.)	9.32	"	2.02 "
" Oakland Pier	9.45	"	2.15 "
Ar San Francisco (P.S.T.)	10.20	TUE	2.50 TUE

**NO EXTRA FARES ON UNION PACIFIC RAILROAD**

**Equipment for Page 10**

**NO. 101—Streamliner CITY OF SAN FRANCISCO—Daily**

Cars from Chicago run via C. M. St. P. & P. to Omaha; U. P. to Ogden; S. P. to San Francisco. Club Lounge Car Chicago to San Francisco (Radio, bath, valet service). Streamlined Sleeping Cars. New York to San Francisco—10 Roomettes, 6 Double Bedrooms (P.R.R. No. 1-59 to Chicago). Car operates every other day—see Page 7. New York to San Francisco—10 Roomettes, 6 Double Bedrooms (N.Y.C. No. 67 to Chicago). Car operates every other day—see Page 7. Chicago to San Francisco—Drawing-rooms, Compts., Double Bedrooms, Roomettes, Sections.

Reclining Seat—Leg Rest Coaches Chicago to San Francisco—all seats reserved. Cafe Lounge Car Chicago to San Francisco—Moderately priced meals and lounge for coach passengers. Dining Car Club and a la carte service.

**NO. 27—SAN FRANCISCO OVERLAND—DAILY**

U. P. 27 to Ogden; S. P. 27 to San Francisco.

Dome Lounge Car Ogden to San Francisco. Streamlined Sleeping Cars. Omaha to San Francisco—6 Sections, 6 Roomettes, 4 Double Bedrooms. Ogden to San Francisco—6 Sections, 6 Roomettes, 4 Double Bedrooms (No. 9 from St. Louis). Salt Lake City to San Francisco—6 Sections, 6 Roomettes, 4 Double Bedrooms (No. 29 to Ogden).

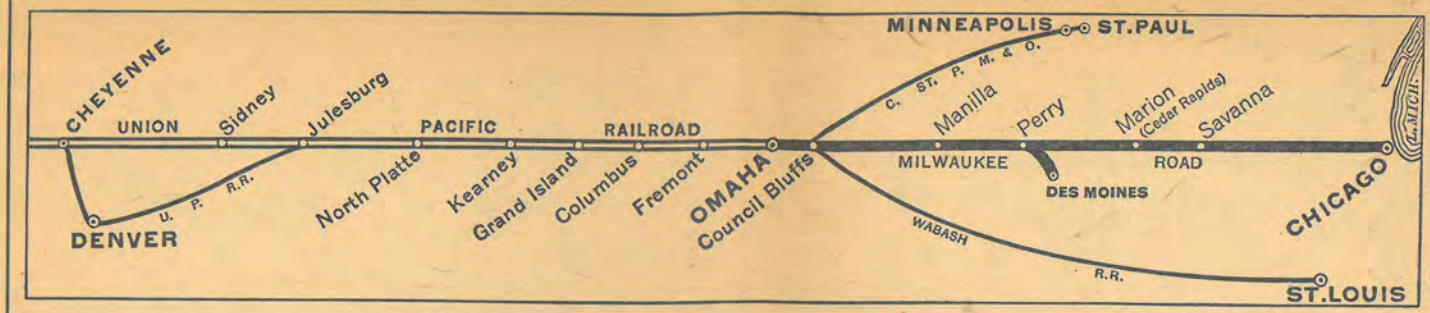
Reclining Seat Coaches Omaha to San Francisco—not reserved. Ogden to San Francisco (No. 9 from St. Louis—leg rest seats, all reserved). Cafe Lounge Car Cheyenne to Ogden—club and a la carte service. Dining Car Ogden to San Francisco—club and a la carte service.

**Footnotes for Page 10**

Passengers Use Ferry Steamer between Oakland Pier and San Francisco.

⊗ These lounge cars are for exclusive use of sleeping car passengers.  
The City of San Francisco has a lounge car for coach passengers.  
● Limited handling of checked baggage on this train; consult agent.

⊠ Conditional stop; see table 1.  
(E.S.T.) Eastern standard time.  
(M.S.T.) Mountain standard time.  
(f) Stops only on signal.  
(C.S.T.) Central standard time.  
(P.S.T.) Pacific standard time.  
Time from 12:01 midnight to 12:00 noon shown in light face type.  
Time from 12:01 noon to 12:00 midnight shown in heavy face type.



**SAN FRANCISCO to CHICAGO, and NEW YORK via Omaha**

Table B Condensed Schedules All Trains Daily	Streamliner City of San Francisco 102 Daily Example	San Francisco Overland 28 Daily Example
<b>Southern Pacific</b>		
Lv San Francisco (P.S.T.)	4.00	SUN
" Oakland Pier	4.30	"
" Oakland (16th St.)	4.37	"
" Berkeley	4.45	"
Ar Sacramento	6.25	"
Lv Sacramento	6.35	"
" Truckee	6.35	"
" Reno (P.S.T.)	11.09	SUN
Ar Ogden (M.S.T.)	9.20	MON
<b>Union Pacific</b>		
Ar Salt Lake City (M.S.T.)		7.45 MON
Lv Ogden (M.S.T.)	9.40	MON
" Evanston	11.14	"
Ar Green River	12.55	"
Lv Green River	1.05	"
" Rock Springs	2.25	"
" Rawlins	3.25	"
" Laramie	5.12	"
Ar Cheyenne	6.30	"
Lv Cheyenne	6.40	"
" Sidney	8.02	"
Ar North Platte (M.S.T.)	9.43	"
Lv North Platte (C.S.T.)	10.48	"
" Kearney	12.40	MON
" Grand Island	2.39	TUE
" Columbus	3.50	"
" Fremont	5.10	"
Ar Omaha	6.08	"
Lv Omaha	2.50	TUE
<b>C. M. St. P. &amp; P.</b>		
Lv Omaha	3.00	TUE
Ar Perry	5.06	"
" Marion (Cedar Rapids)	7.19	"
" Savannah	8.40	"
Ar Chicago (C.S.T.)	11.15	TUE
Lv Chicago (C.S.T.) N.Y.C.	3.00	TUE
Ar New York (E.S.T.)	8.00	WED
Lv Chicago (C.S.T.) Penn.R.R.	3.00	TUE
Ar N. Phila., Pa. (E.S.T.)	7.18	WED
Ar New York (E.S.T.)	8.45	WED

**NO EXTRA FARES ON UNION PACIFIC RAILROAD**

**Equipment for Page 11**

**NO. 102—Streamliner CITY OF SAN FRANCISCO—Daily**

Runs via S. P. to Ogden, and via C. M. St. P. & P. east of Omaha. Club Lounge Car San Francisco to Chicago (Radio, bath, valet service). Streamlined Sleeping Cars. San Francisco to New York—10 Roomettes, 6 Double Bedrooms (P.R.R. No. 58-2 east of Chicago). Car operates every other day—see Page 7. San Francisco to New York—10 Roomettes, 6 Double Bedrooms (N.Y.C. No. 68 east of Chicago). Car operates every other day—see Page 7. San Francisco to Chicago—Drawing rooms, Compts., Double Bedrooms, Roomettes, Sections.

Reclining Seat—Leg Rest Coaches San Francisco to Chicago—all seats reserved. Cafe Lounge Car San Francisco to Chicago—Moderately priced meals and lounge for coach passengers. Dining Car Club and a la carte service.

**NO. 28—SAN FRANCISCO OVERLAND—DAILY**

Runs via S. P. to Ogden, and U. P. to Omaha.

Dome Lounge Car San Francisco to Ogden. Streamlined Sleeping Cars. San Francisco to Omaha—6 Sections, 6 Roomettes, 4 Double Bedrooms. San Francisco to Ogden—6 Sections, 6 Roomettes, 4 Double Bedrooms (U.P.-Wab. 10 to St. Louis). San Francisco to Ogden—12 Roomettes, 4 Double Bedrooms (U.P.-Wab. 10 to St. Louis). San Francisco to Salt Lake City—6 Sections, 6 Roomettes, 4 Double Bedrooms, (No. 30 south of Ogden).

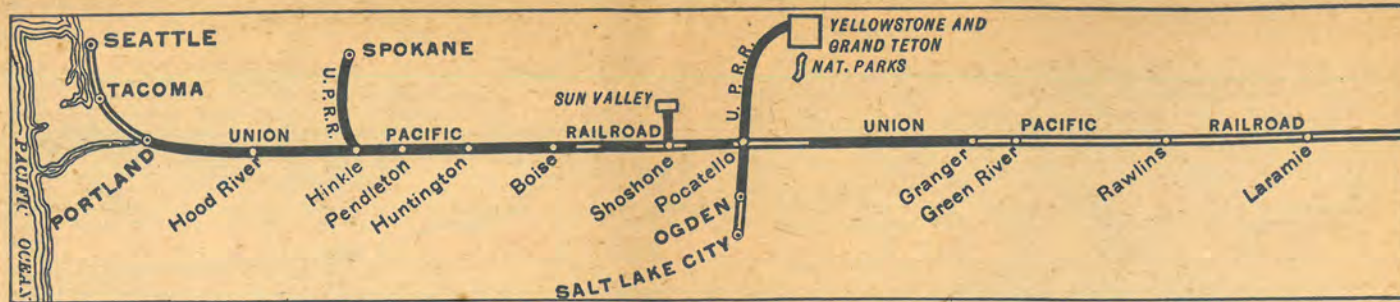
Reclining Seat Coaches San Francisco to Omaha—all seats reserved. San Francisco to Ogden (No. 10 to St. Louis—leg rest seats, all reserved). Dining Car San Francisco to Ogden—club and a la carte service. Cafe Lounge Car Ogden to Cheyenne—club and a la carte service.

**Footnotes for Page 11**

Passengers Use Ferry Steamer between San Francisco and Oakland Pier.

⊗ These lounge cars are for the exclusive use of sleeping car passengers.  
The City of San Francisco has a lounge car for coach passengers.  
● Limited handling of checked baggage on this train; consult agent.

⊠ Conditional stop; see Table 2.  
(E.S.T.) Eastern standard time.  
(M.S.T.) Mountain standard time.  
(f) Stops only on signal.  
(C.S.T.) Central standard time.  
(P.S.T.) Pacific standard time.  
Time from 12:01 midnight to 12:00 noon shown in light face type.  
Time from 12:01 noon to 12:00 midnight shown in heavy face type.



### CHICAGO to PORTLAND and SEATTLE via Omaha

Table C Condensed Schedules All Trains Daily		Domeliner City of Portland 105 Daily Example	City of Portland— Yel. Special 106-35 Summer Season Example
Lv Chicago (C.S.T.)	4.45 SUN	4.45 SUN	
Ar Omaha	1.00 MON	1.00 MON	
Union Pacific			
Lv Omaha	1.10 MON	1.10 MON	
" Fremont	1.25 "	1.25 "	
" Columbus	1.40 "	1.40 "	
" Grand Island	3.15 "	3.15 "	
" Kearney	3.30 "	3.30 "	
Ar North Platte (C.S.T.)	5.05 "	5.05 "	
Lv North Platte (M.S.T.)	4.10 "	4.10 "	
" Sidney	5.53 "	5.53 "	
Ar Cheyenne	7.35 "	7.35 "	
Lv Cheyenne	7.45 "	7.45 "	
" Laramie	9.10 "	9.10 "	
" Rawlins	11.05 "	11.05 "	
" Rock Springs	12.55 "	12.55 "	
" Green River	1.35 "	1.35 "	
" Kemmerer	2.47 "	2.47 "	
" Montpelier	4.05 "	4.05 "	
Ar Pocatello	5.45 MON	5.45 MON	
Ar West Yellowstone		7.30 TUE	
Lv West Yellowstone			
Lv Pocatello	5.55 MON		
" Minidoka	7.32 MON		
Ar Shoshone			
Lv Shoshone	7.35 MON		
Ar Sun Valley (Ketchum)	9.35 MON		
Lv Sun Valley (Ketchum)	5.25 MON		
Ar Shoshone	7.25 MON		
Lv Shoshone	7.32 MON		
" Glenns Ferry	8.25 "		
" Boise	9.40 "		
" Nampa	10.08 "		
" Ontario	11.40 "		
Ar Huntington (M.S.T.)	11.40 "		
Lv Huntington (P.S.T.)	10.40 "		
" Baker	11.53 MON		
" La Grande	1.05 TUE		
Lv Pendleton	3.10 "		
Ar Hinkle	3.50 TUE		
" Arlington	5.30 TUE		
" The Dalles	6.01 TUE		
" Hood River	7.30 TUE		
Ar Portland			
Lv Portland	9.00 TUE		
Ar Tacoma	12.01 TUE		
Ar Seattle (P.S.T.)	1.00 TUE		

#### NO EXTRA FARES ON UNION PACIFIC RAILROAD

##### Equipment for Page 12

**NO. 105—Domeliner CITY OF PORTLAND—DAILY**  
C. M. St. P. & P. to Omaha; No. 457 Portland-Seattle.  
*Radio and Recorded Musical Programs*

Dome Observation Lounge Car..... Chicago to Portland—for sleeping car passengers.  
Streamlined Sleeping Cars..... Chicago to Portland—11 Double Bedrooms.  
Chicago to Portland—5 Double Bedrooms—club.  
Chicago to Portland—10 Roomettes, 6 Double Bdrms.  
Chicago to Portland—14 Sections.  
Chicago to Seattle—10 Roomettes, 6 Double Bedrooms.

Reclining Seat— Leg Rest Coaches..... Chicago to Portland—all seats reserved.  
Dome Coach..... Chicago to Portland—36 leg rest seats reserved; dome seats not reserved.  
Cafe Lounge Car..... Chicago to Portland—Moderately priced meals and lounge for coach passengers.  
Dome Dining Car..... Chicago to Portland—Club and a la carte service;

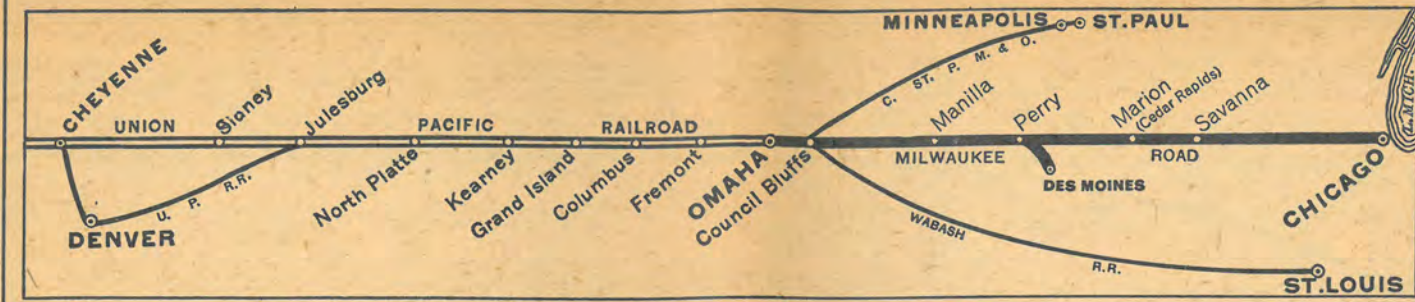
##### NO. 105-35—CITY OF PORTLAND—YELLOWSTONE SPECIAL—DAILY

**LEAVE CHICAGO JUNE 16 THROUGH SEPTEMBER 2**  
C. M. St. P. & P. No. 105 to Omaha; U. P. No. 105 to Pocatello; No. 35 to West Yellowstone.  
*Club Lounge Service..... Chicago to West Yellowstone.*  
*Streamlined Sleeping Cars..... Chicago to Pocatello—Bedrooms, Roomettes, Sections, Pocatello to West Yellowstone—6 Sections, 6 Roomettes, 4 Double Bedrooms (open 5:45 p.m.).*  
*Reclining Seat Coaches..... Chicago to Pocatello—reserved seats.*  
*Dome Dining Car..... Chicago to Pocatello.*

**Dome Coach**  
**Dome Observation Lounge Car**  
and  
**Dome Dining Car**  
Now in Service on the  
**Domeliner "City of Portland"**  
Divan-type seats in the Dome Coaches and Observation Cars, placed at an angle for better viewing, are not reserved.

#### Footnotes for Page 12

- West Yellowstone, Montana, is gateway to Yellowstone National Park. Summer Season is from June 18 through September 4 for arrival at West Yellowstone.
- Limited handling of checked baggage on Train 105; consult agent.
- ⊠ Conditional stop; see Table 1 or 20. (f) Stops only on signal.
- \* Motor Bus. This service is provided passengers arriving or departing Shoshone and holding through rail tickets to and from Sun Valley or Ketchum, Idaho.
- ⊛ Daily train No. 457.
- (C.S.T.) Central Standard time. (M.S.T.) Mountain Standard time. (P.S.T.) Pacific Standard time.
- Time from 12.01 midnight to 12.00 noon shown in light face type.  
Time from 12.01 noon to 12.00 midnight shown in heavy face type.



### SEATTLE and PORTLAND to CHICAGO via Omaha

Table C Condensed Schedules All Trains Daily		Domeliner City of Portland 106 Daily Example	Yel. Special —City of Portland 36-106 Summer Season Example
Union Pacific			
Lv Seattle (P.S.T.)	12.30 SUN		
" Tacoma	1.26 "		
Ar Portland	4.30 SUN		
Lv Portland	5.00 SUN		
" Hood River	6.18 "		
" The Dalles	6.50 "		
" Arlington	8.30 "		
" Hinkle	9.08 "		
" Pendleton	11.10 SUN		
" La Grande	12.10 MON		
Ar Baker	1.35 MON		
Lv Huntington (P.S.T.)	2.35 "		
Ar Huntington (M.S.T.)	3.35 "		
" Ontario	4.06 "		
" Nampa	4.30 "		
" Boise	5.45 "		
" Glenns Ferry	6.40 MON		
Ar Shoshone			
Lv Shoshone	6.45 MON		
Ar Sun Valley (Ketchum)	8.45 MON		
Lv Sun Valley (Ketchum)	4.35 MON		
Ar Shoshone	6.35 MON		
Lv Shoshone	6.40 MON		
" Minidoka	8.20 MON		
Ar Pocatello			
Ar West Yellowstone			
Lv West Yellowstone		7.30 MON	
Lv Pocatello	8.30 MON	8.30 MON	
" Montpelier	10.20 "	10.20 "	
" Kemmerer	11.40 "	11.40 "	
" Green River	1.15 "	1.15 "	
" Rock Springs	1.35 "	1.35 "	
" Rawlins	3.35 "	3.35 "	
" Laramie	5.25 "	5.25 "	
Ar Cheyenne	6.45 "	6.45 "	
Lv Cheyenne	6.55 "	6.55 "	
" Sidney	8.17 "	8.17 "	
Ar North Platte (M.S.T.)	9.58 "	9.58 "	
Lv North Platte (C.S.T.)	11.03 MON	11.03 MON	
" Kearney	12.55 TUE	12.55 TUE	
" Grand Island	1.05 TUE	1.05 TUE	
" Columbus	3.05 TUE	3.05 TUE	
" Fremont			
Ar Omaha			
C. M. St. P. & P.	3.15 TUE	3.15 TUE	
Lv Omaha	11.30 TUE	11.30 TUE	
Ar Chicago (C.S.T.)			

#### NO EXTRA FARES ON UNION PACIFIC RAILROAD

##### Equipment for Page 13

**NO. 106—Domeliner CITY OF PORTLAND—Daily**  
C. M. St. P. & P. east of Omaha; No. 408 Seattle-Portland.  
*Radio and Recorded Musical Programs*

Dome Observation Lounge Car..... Portland to Chicago—for sleeping car passengers.  
Streamlined Sleeping Cars..... Portland to Chicago—11 Double Bedrooms.  
Portland to Chicago—5 Double Bedrooms—club.  
Portland to Chicago—10 Roomettes, 6 Double Bdrms.  
Portland to Chicago—14 Sections.  
Seattle to Chicago—10 Roomettes, 6 Double Bedrooms.

Reclining Seat— Leg Rest Coaches..... Portland to Chicago—all seats reserved.  
Dome Coach..... Portland to Chicago—36 leg rest seats reserved; dome seats not reserved.  
Cafe Lounge Car..... Portland to Chicago—Moderately priced meals and lounge for coach passengers.  
Dome Dining Car..... Portland to Chicago—Club and a la carte service.

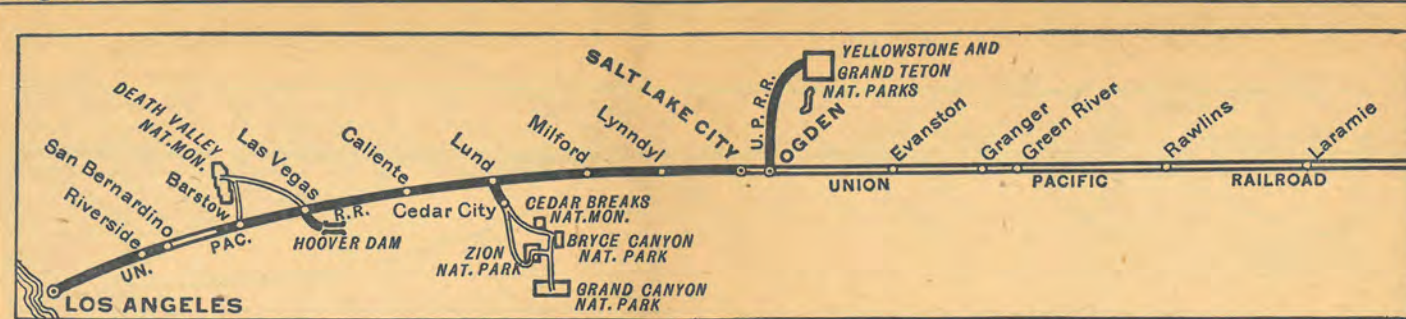
##### NO. 36-106—YELLOWSTONE SPECIAL—CITY OF PORTLAND—DAILY

**LEAVE WEST YELLOWSTONE JUNE 18 THROUGH SEPTEMBER 6**  
No. 36 to Pocatello; No. 106 to Chicago; C. M. St. P. & P. east of Omaha.  
*Club Lounge Service..... West Yellowstone to Chicago.*  
*Streamlined Sleeping Car..... West Yellowstone to Pocatello—6 Sections, 6 Roomettes, 4 Double Bedrooms (occupancy until 8:45 a.m.).*  
*Pocatello to Chicago—Bedrooms, Roomettes, Sections.*  
*Reclining Seat Coaches..... West Yellowstone to Pocatello—seats not reserved.*  
*Pocatello to Chicago—reserved seats.*  
*Dome Dining Car..... Pocatello to Chicago.*

When you travel...  
**USE Pullman SERVICE**  
Room to Roam — Rest — Relax  
Roomy, king-sized beds insure a good night's sleep.

#### Footnotes for Page 13

- West Yellowstone, Montana, is gateway to Yellowstone National Park. Summer Season is from June 18 through September 6 for departure from West Yellowstone.
- Limited handling of checked baggage on Train 106; consult agent.
- ⊠ Conditional stop; see Table 2 or 20. (f) Stops only on signal.
- \* Motor Bus. This service is provided passengers arriving or departing Shoshone and holding through rail tickets to and from Sun Valley or Ketchum, Idaho.
- ⊛ Daily Train No. 408.
- (C.S.T.) Central Standard time. (M.S.T.) Mountain Standard time. (P.S.T.) Pacific Standard time.
- Time from 12.01 midnight to 12.00 noon shown in light face type.  
Time from 12.01 noon to 12.00 midnight shown in heavy face type.



**ST. LOUIS and KANSAS CITY to LOS ANGELES via Denver**

Table D Condensed Schedules All Trains Daily		Domeliner City of St. Louis 9 Example	Utah Parks Service (Summer) 9-309Δ 310-9Δ Example
Lv St. Louis (Wab.) (C.S.T.)	4.15 SUN	4.15 SUN	
Ar Kansas City	9.10 SUN	9.10 SUN	
Lv Kansas City (U.P.)	9.40 SUN	9.40 SUN	
" Lawrence	10.47 "	10.47 "	
" Topeka	11.40 SUN	11.40 SUN	
" Manhattan	12.09 MON	12.09 MON	
" Junction City	12.59 "	12.59 "	
" Salina	3.10 "	3.10 "	
" Ellis (C.S.T.)	2.19 "	2.19 "	
" Oakley	3.30 "	3.30 "	
Ar Denver	8.05 "	8.05 "	
Lv Denver	8.35 "	8.35 "	
" La Salle	9.38 MON	9.38 MON	
" Greeley	11.15 MON	11.15 MON	
Ar Cheyenne	11.55 MON	11.55 MON	
Lv Cheyenne	1.54 MON	1.54 MON	
" Laramie	4.40 "	4.40 "	
" Rawlins	6.35 "	6.35 "	
" Green River	8.30 "	8.30 "	
" Evanston	9.15 "	9.15 "	
Ar Ogden	10.05 "	10.05 MON	
Lv Ogden	10.30 MON	11.00 MON	
Ar Salt Lake City	2.20 TUE	4.15 TUE	
Lv Salt Lake City	3.00 TUE	5.00 TUE	
Ar Milford	6.30 TUE	6.30 TUE	
Lv Milford	9.00 MON	9.00 MON	
Ar Cedar City	11.15 TUE	6.30 TUE	
Lv Cedar City	10.45 MON	9.00 MON	
Ar Lund	3.00 TUE	3.00 TUE	
Ar Callente (M.S.T.)	5.08 "	5.08 "	
Ar Las Vegas (P.S.T.)	7.05 "	7.05 "	
Lv Las Vegas	7.20 "	7.20 "	
" Barstow	11.03 "	11.03 "	
Ar San Bernardino	1.00 "	1.00 "	
" Riverside	1.35 "	1.35 "	
" East Los Angeles	2.50 "	2.50 "	
Ar Los Angeles (P.S.T.)	3.15 TUE	3.15 TUE	
Ar Alhambra	3.15 TUE	3.15 TUE	
Ar Pasadena	3.30 TUE	3.30 TUE	
Ar Glendale (City)	3.55 TUE	3.55 TUE	
Ar Anaheim	4.00 TUE	4.00 TUE	
Ar Long Beach	3.45 TUE	3.45 TUE	
Ar San Pedro (P.S.T.)	4.15 TUE	4.15 TUE	

**Equipment for Page 14**

**NO. 9— Domeliner CITY OF ST. LOUIS—DAILY**  
Wabash 9 to Kansas City; No. 9 to Los Angeles.

Dome Observation Lounge Car @ . . . . . Kansas City to Los Angeles.  
Streamlined Sleeping Cars. St. Louis to Los Angeles—6 Roomettes, 4 Double Bedrooms, 6 Sections.  
Kansas City to Los Angeles—10 Roomettes, 6 Double Bedrooms (May 14 to September 20).  
St. Louis to Ogden—6 Sections, 6 Roomettes, 4 Double Bedrooms (No. 27 to San Francisco).  
St. Louis to Ogden—12 Roomettes, 4 Double Bedrooms (S.P. No. 27 to San Francisco).  
Kansas City to Denver—6 Sections, 6 Roomettes, 4 Double Bedrooms.  
Salt Lake City to Los Angeles—6 Sections, 6 Roomettes, 4 Double Bdrm. (Nos. 19-18-34 from Spokane).  
Salt Lake City to Cedar City—6 Sections, 6 Roomettes, 4 Double Bedrooms (No. 309—June 9 to September 11—open 9:30 p.m.).  
Cedar City to Los Angeles—6 Sections, 6 Roomettes, 4 Double Bedrooms (No. 310 to Milford—June 10 to September 12).  
Reclining Seat— Leg Rest Coaches . . . . . St. Louis to Los Angeles. (All Seats Reserved)  
Club Lounge Car . . . . . St. Louis to Los Angeles—for coach passengers.  
Dining Car . . . . . Club and a la carte service.  
Lunch Counter Diner . . . . . Denver to Los Angeles.

**Footnotes for Page 14**

Δ See Table 4, page 31, for condensed schedule of all service to the Utah-Arizona Parks from the East and from Los Angeles.  
⊗ This club lounge car is for the exclusive use of sleeping car passengers.  
(f) Stops only on signal. ⊙ Gateway to Utah-Arizona National Parks.  
⊠ Conditional stop; see Table 24 or 30. ▲ Motor Bus between Lund and Cedar City.  
♦ Motor bus connections with main line trains at East Los Angeles. See tables 7, 8 and 9 for complete information on bus schedules to and from East Los Angeles.


(C.T.) Central time. (M.T.) Mountain time. (P.T.) Pacific time.

**Time from 12:01 noon to 12:00 midnight shown in heavy face type.**

**Union Pacific Motor Coach Service**

TO AND FROM EAST LOS ANGELES, CALIF.

- The Union Pacific maintains a passenger station at East Los Angeles, from which it operates motor coaches direct to Glendale, Pasadena, Alhambra, San Pedro, Long Beach, Anaheim, Fullerton, La Habra, Whittier and intermediate points. See Tables 7, 8 and 9 on page 31 for local schedules of all motor coaches.
- Passengers ticketed for those places may leave train at East Los Angeles where waiting motor coaches will take them direct to destination without extra charge. Baggage too, can be checked through to any of those places. These motor coaches also deliver eastbound passengers to the East Los Angeles station.



**LOS ANGELES to KANSAS CITY and ST. LOUIS via Denver**

Table D Condensed Schedules All Trains Daily		Domeliner City of St. Louis 10 Example	Utah Parks Service (Summer) 10-309 Δ 310-10 Δ Example
Lv San Pedro (P.S.T.)	8.50 SUN	8.50 SUN	
Lv Long Beach	9.25 SUN	9.25 SUN	
Lv Anaheim	9.20 SUN	9.20 SUN	
Lv Glendale (City)	9.25 SUN	9.25 SUN	
Lv Pasadena	9.50 "	9.50 "	
Lv Alhambra	10.05 SUN	10.05 SUN	
Lv Los Angeles (P.S.T.)	10.30 SUN	10.30 SUN	
" East Los Angeles	10.50 "	10.50 "	
" Riverside	11.55 "	11.55 "	
" San Bernardino	12.20 "	12.20 "	
" Barstow	2.25 "	2.25 "	
" Las Vegas (P.S.T.)	6.30 "	6.30 "	
Lv Callente (M.S.T.)	10.15 SUN	10.15 SUN	
Ar Lund	12.05 MON	12.05 MON	
Ar Cedar City	4.15 MON	6.30 MON	
Lv Cedar City	10.45 SUN	9.00 SUN	
Lv Lund	12.05 MON	10.25 SUN	
" Milford	12.50 "	11.50 SUN	
Ar Salt Lake City	4.45 "	4.30 MON	
Lv Salt Lake City	5.05 "	5.05 MON	
Ar Ogden	6.00 "	6.00 "	
Lv Ogden	6.45 "	6.45 "	
" Evanston	8.29 "	8.29 "	
" Green River	10.25 "	10.25 "	
" Rawlins	12.45 "	12.45 "	
" Laramie	2.38 MON	2.38 MON	
Ar Cheyenne	Runs Via	Runs Via	
Lv Cheyenne	Cut-off	Cut-off	
" Greeley	4.46 MON	4.46 MON	
" La Salle	6.05 "	6.05 "	
Ar Denver	6.40 "	6.40 "	
Lv Denver	10.57 MON	10.57 MON	
Ar Oakley	12.06 TUE	12.06 TUE	
Ar Ellis (M.S.T.)	1.16 "	1.16 "	
Lv Ellis (C.S.T.)	3.18 "	3.18 "	
" Salina	4.22 "	4.22 "	
" Junction City	4.53 "	4.53 "	
" Manhattan	5.43 "	5.43 "	
" Topeka	7.05 TUE	7.05 TUE	
" Lawrence	7.30 TUE	7.30 TUE	
Ar Kansas City	12.29 TUE	12.29 TUE	
Lv Kansas City (Wabash)	7.30 TUE	7.30 TUE	
Ar St. Louis (C.T.)	12.29 TUE	12.29 TUE	

**Equipment for Page 15**

**NO. 10— Domeliner CITY OF ST. LOUIS—DAILY**  
No. 10 to Kansas City; Wabash 10 to St. Louis.

Dome Observation Lounge Car @ . . . . . Los Angeles to Kansas City.  
Streamlined Sleeping Cars. Los Angeles to St. Louis—6 Roomettes, 4 Double Bedrooms, 6 Sections.  
Los Angeles to Kansas City—10 Roomettes, 6 Double Bedrooms (May 17 to September 23).  
Los Angeles to Salt Lake City—6 Sections, 6 Roomettes, 4 Double Bedrooms, (Nos. 33-17-20 through to Spokane).  
Los Angeles to Cedar City—6 Sections, 6 Roomettes, 4 Double Bedrooms (No. 309 from Milford—June 10 to September 11).  
Cedar City to Salt Lake City—6 Sections, 6 Roomettes, 4 Double Bedrooms (No. 310—June 10 to September 12—occupancy 7:30 a.m.).  
Ogden to St. Louis—6 Sections, 6 Roomettes, 4 Double Bedrooms (S.P. 28 from San Francisco).  
Ogden to St. Louis—12 Roomettes, 4 Double Bedrooms (S.P. No. 28 to Ogden).  
Denver to Kansas City—6 Sections, 6 Roomettes, 4 Double Bedrooms.  
Reclining Seat— Leg Rest Coaches . . . . . Los Angeles to St. Louis. (All Seats Reserved)  
Ogden to St. Louis (S.P. 28 from San Francisco).  
Cedar City to Salt Lake City (not reserved) (No. 310—June 10 to September 12).  
Club Lounge Car . . . . . Los Angeles to St. Louis—for coach passengers.  
Dining Car . . . . . Club and a la carte service.  
Lunch Counter Diner . . . . . Los Angeles to Denver.

**Footnotes for Page 15**

Δ See Table 4, page 31, for condensed schedule of all service to the Utah-Arizona Parks from the East and from Los Angeles.  
⊗ This club lounge car is for the exclusive use of sleeping car passengers.  
(f) Stops only on signal. ⊙ Gateway to Utah-Arizona National Parks.  
⊠ Conditional stop; see Table 24. ▲ Motor Bus between Lund and Cedar City.  
♦ Motor bus connections with main line trains at East Los Angeles. See tables 7, 8 and 9 for complete information on bus schedules to and from East Los Angeles.

(C.T.) Central time. (M.T.) Mountain time. (P.T.) Pacific time.

**Time from 12:01 noon to 12:00 midnight shown in light face type.**

**When you travel on the UNION PACIFIC use the RAIL-AUTO PLAN...**

**Have a new car to drive at your destination!**



- A Union Pacific ticket agent will gladly reserve a car when you buy your railroad ticket.
- A fine new car from Hertz will be waiting at your destination to drive as your own, as long as you need it.
- The cost is low, and five or six can ride for the one price. Gas, oil and proper insurance furnished.
- Your car will meet you, if requested, or just take a cab to the convenient Hertz station.



For business or pleasure . . . for convenience unsurpassed . . . ride the Union Pacific . . . and have a car from **HERTZ** at your destination.



ST. LOUIS—KANSAS CITY—SAN FRANCISCO via Denver

Table E Condensed Schedules All Trains Daily. Includes routes for Wabash, Union Pacific, and Southern Pacific with departure and arrival times for various stations like St. Louis, Kansas City, Denver, and San Francisco.

Equipment for Page 16

NO. 9-27—Domeliner—CITY OF ST. LOUIS—SAN FRANCISCO OVERLAND—DAILY

Wabash No. 9 to Kansas City; No. 9 to Ogden; S. P. No. 27 to San Francisco. Dome Observation Lounge Car, Streamlined Sleeping Cars, Reclining Seat—Leg Rest Coaches, Club Lounge Car, Dining Car, Lunch Counter Diner.

NO. 28-10—SAN FRANCISCO OVERLAND—Domeliner—CITY OF ST. LOUIS—DAILY

S. P. No. 28 to Ogden; No. 10 to Kansas City; Wabash No. 10 to St. Louis. Dome Observation Lounge Car, Streamlined Sleeping Cars, Reclining Seat—Leg Rest Coaches, Club Lounge Car, Dining Car, Lunch Counter Diner.

Footnotes for Page 16

On the S.P. this train handles checked baggage only for Oakland or beyond. (C.S.T.) Central standard time. (M.S.T.) Mountain standard time. (P.S.T.) Pacific standard time. Time from 12.01 midnight to 12.00 noon shown in light face type. Time from 12.01 noon to 12.00 midnight shown in heavy face type.

ST. LOUIS—KANSAS CITY—PORTLAND—SEATTLE via Denver

Table F Condensed Schedules All Trains Daily. Includes routes for Union Pacific, Colorado State, and West Yellowstone with departure and arrival times for various stations like St. Louis, Kansas City, Denver, Portland, and Seattle.

Equipment for Page 17

NO. 17—PORTLAND ROSE—DAILY

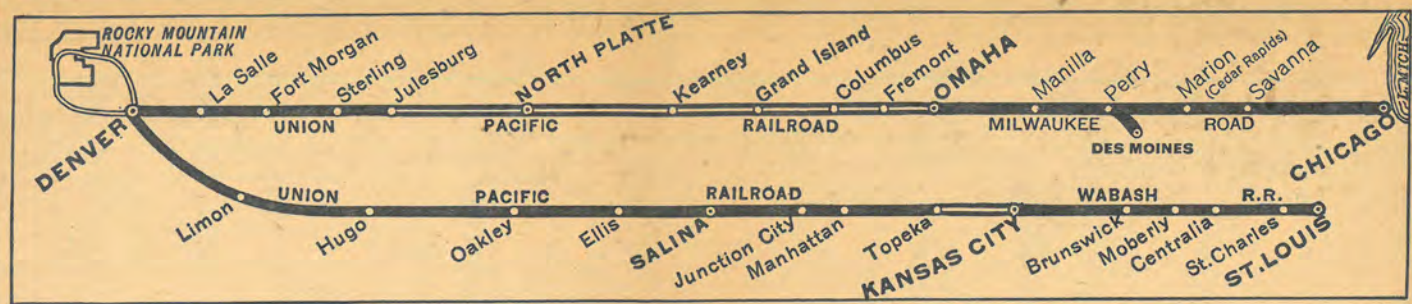
Club Lounge Car, Streamlined Sleeping Cars, Reclining Seat Coaches, Dining Car. Includes details for routes to Portland, Tacoma, and Seattle.

NO. 18—PORTLAND ROSE—DAILY

Club Lounge Car, Streamlined Sleeping Cars, Reclining Seat Coaches, Dining Car. Includes details for routes to Kansas City, Denver, and Spokane.

Footnotes for Page 17

Conditional stop; see Table 24 or 30. Daily train No. 457. Daily train No. 458. Motor Bus. This service is provided passengers arriving or departing Shoshone and holding through rail tickets to and from Sun Valley or Ketchum, Idaho.



**CHICAGO-OMAHA-DENVER**

Table G Condensed Schedules All Trains Daily		Streamliner City of Denver 111 Example			
C. M. St. P. & P.					
Lv Chicago (C.S.T.)	4.30	SUN			
Ar Omaha	12.45	MON			
Union Pacific					
Lv Omaha (C.S.T.)	12.55	MON			
" Fremont	1.00	"			
" Schuyler	1.05	"			
" Columbus	2.05	"			
" Central City	2.10	"			
" Grand Island	3.00	"			
" Kearney	3.36	"			
" Lexington	3.41	"			
Ar North Platte (C.S.T.)	4.50	"			
Lv North Platte (M.S.T.)	3.55	"			
" Ogallala	4.10	"			
" Julesburg	5.10	"			
" Sterling	6.05	"			
" Fort Morgan	6.10	"			
" La Salle	7.34	"			
Ar Denver (M.S.T.)	8.30	MON			

NO EXTRA FARES ON UNION PACIFIC RAILROAD

**Equipment for Table G**

**NO. 111—Streamliner CITY OF DENVER—DAILY**  
Trains runs via C. M. St. P. & P. to Omaha; thence U. P.  
Club Lounge Car.....Chicago to Denver—for sleeping car passengers.  
Streamlined Sleeping Cars. Chicago to Denver—10 Roomettes, 6 Double Bedrooms, 6 Sections (2 cars).  
Chicago to Denver—6 Roomettes, 4 Double Bedrooms, 6 Sections (2 cars).  
**The Pub**.....Chicago to Denver.  
Reclining Seat—  
Leg Rest Coaches.....Chicago to Denver (all seats reserved).  
Dining Car.....Club and a la carte service.

**DENVER-OMAHA-CHICAGO**

Table G Condensed Schedules All Trains Daily		Streamliner City of Denver 112 Example			
Union Pacific					
Lv Denver (M.S.T.)	3.30	SUN			
" La Salle	4.18	"			
" Fort Morgan	5.05	"			
" Sterling	5.37	"			
" Julesburg	6.27	"			
" Ogallala	6.32	"			
Ar North Platte (M.S.T.)	7.32	"			
Lv North Platte (C.S.T.)	8.37	"			
" Lexington	9.49	"			
" Kearney	10.25	"			
" Grand Island	10.30	"			
" Central City	11.17	"			
" Columbus	11.22	"			
" Schuyler	11.27	"			
Ar Fremont	12.30	SUN			
Ar Omaha (C.S.T.)	12.30	MON			
C. M. St. P. & P.					
Lv Omaha	12.40	MON			
Ar Chicago (C.S.T.)	8.45	MON			

NO EXTRA FARES ON UNION PACIFIC RAILROAD

**Equipment for Table G**

**NO. 112—Streamliner CITY OF DENVER—DAILY**  
Train runs via C. M. St. P. & P. east of Omaha.  
Club Lounge Car.....Denver to Chicago—for sleeping car passengers.  
Streamlined Sleeping Cars. Denver to Chicago—10 Roomettes, 6 Double Bedrooms, 6 Sections (2 cars).  
Denver to Chicago—6 Roomettes, 4 Double Bedrooms, 6 Sections (2 cars).  
**The Pub**.....Denver to Chicago.  
Reclining Seat—  
Leg Rest Coaches.....Denver to Chicago (all seats reserved).  
Dining Car.....Club and a la carte service.

**Footnotes for Page 18**

- ⊙ Stops to take paying passengers for Denver; also to let off from Chicago.
- ⊛ Stops to let off paying passengers from Denver; also to take for Chicago.
- ⊠ Stops to let off or take paying passengers to or from points where these trains are regularly scheduled to stop.
- ⊡ No. 111 stops to take paying passengers for Denver; No. 112 stops to let off paying passengers from Denver.

(f) Stops only on signal.  
(C.S.T.) Central Standard time. (M.S.T.) Mountain Standard time.  
Time from 12.01 midnight to 12.00 noon shown in light face type.

**ST. LOUIS-KANSAS CITY-DENVER**

The Kansan 39 Example	Portland Rose 17 Example	Domeliner City of St. Louis 9 Example	Table H Condensed Schedules All Trains Daily		Domeliner City of St. Louis 10 Example	Portland Rose 18 Example	The Kansan 40 Example
	11.20	4.15	Lv	Wabash	12.29	7.35	
	7.05	9.10	Ar	St. Louis (C.S.T.)	7.30	11.59	
			Lv	Kansas City			
	9.15	8.00	"	Union Pacific	7.05	10.30	11.30
			Lv	Kansas City, Kans.			
	10.15	9.08	"	Lawrence	5.43	9.00	10.35
	11.05		"	Topeka			10.05
	11.36		"	St. Marys			9.32
	11.52		"	Wamego			9.16
	12.20	10.03	"	Manhattan	4.53	8.05	8.58
	12.42		"	Fort Riley			8.37
	1.00	10.32	"	Junction City	4.22	7.40	8.31
	1.15		"	Chapman			8.09
	1.21		"	Detroit			
	1.32		"	Abilene		7.05	7.58
	1.42		"	Solomon			
	2.00	11.24	"	Salina	3.18	6.40	7.30
		1.31	Ar	Ellis (C.S.T.)	1.16	4.25	
		2.19	Lv	Ellis (M.S.T.)	12.06	3.15	
		1.53	"	Oakley	10.57	1.38	
		4.20	"	Hugo	8.30	11.02	
		4.39	"	Limon	8.11	10.43	
	6.30	8.05	Ar	Denver (M.S.T.)	6.40	9.15	

**Equipment for Table H**

**NO. 18—PORTLAND ROSE—DAILY**  
Club Lounge Car.....Denver to Kansas City.  
Streamlined Sleeping Car.....Denver to Kansas City—6 Sections, 6 Roomettes, 4 Double Bedrooms (from Portland).  
Reclining Seat Coach.....Denver to Kansas City.  
Dining Car.....Club and a la carte service.

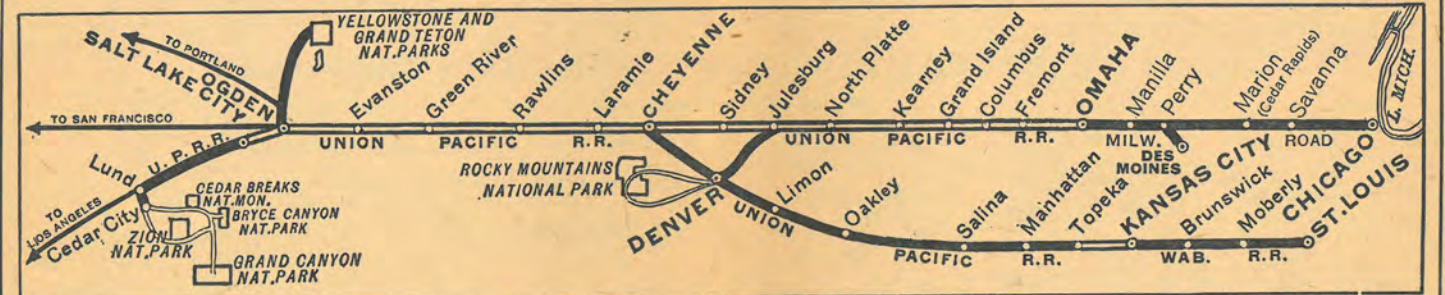
**Equipment for Table H**  
**NO. 9—Domeliner CITY OF ST. LOUIS—DAILY**  
Wabash 9 to Kansas City; U. P. 9 to Denver

Dome Observation  
Lounge Car ⊙.....Kansas City to Denver.  
Streamlined Sleeping Cars. St. Louis to Denver—6 Roomettes, 4 Double Bedrooms, 6 Sections (for Los Angeles).  
St. Louis to Denver—6 Sections, 6 Roomettes, 4 Double Bedrooms (for San Francisco).  
St. Louis to Denver—12 Roomettes, 4 Double Bedrooms (for San Francisco).  
Kansas City to Denver—6 Sections, 6 Roomettes, 4 Double Bedrooms.  
Reclining Seat—  
Leg Rest Coaches.....St. Louis to Denver—all seats reserved.  
Club Lounge Car.....St. Louis to Denver—for coach passengers.  
Dining Car.....Club and a la carte service.

**NO. 17—PORTLAND ROSE—DAILY**  
Club Lounge Car.....Kansas City to Denver.  
Streamlined Sleeping Car.....Kansas City to Denver—6 Sections, 6 Roomettes, 4 Double Bedrooms (for Portland).  
Reclining Seat Coaches.....Kansas City to Denver.  
Dining Car.....Club and a la carte service.

**NO. 10—Domeliner CITY OF ST. LOUIS—DAILY**  
U. P. 10 to Kansas City; Wabash 10 to St. Louis.

Dome Observation  
Lounge Car ⊙.....Denver to Kansas City.  
Streamlined Sleeping Cars. Denver to St. Louis—6 Roomettes, 4 Double Bedrooms, 6 Sections (from Los Angeles).  
Denver to St. Louis—6 Sections, 6 Roomettes, 4 Double Bedrooms (from San Francisco).  
Denver to St. Louis—12 Roomettes, 4 Double Bedrooms (from San Francisco).  
Denver to Kansas City—6 Sections, 6 Roomettes, 4 Double Bedrooms (Occupancy 7:30 a.m.).  
Reclining Seat—  
Leg Rest Coaches.....Denver to St. Louis—all seats reserved.  
Club Lounge Car.....Denver to St. Louis—for coach passengers.  
Dining Car.....Club and a la carte service.



**DENVER-SALT LAKE CITY**

Table J Condensed Schedules All Trains Daily		Domeliner City of St. Louis 9 Example	Table J Condensed Schedules All Trains Daily		Domeliner City of St. Louis 10 Example
	8.35	Lv	Denver (M.S.T.)	Ar	6.05
		"	La Salle	Ar	
		"	Cheyenne	Ar	
	11.55	"	Laramie	Lv	2.38
	1.54	"	Rawlins	"	12.45
	4.40	"	Green River	"	10.25
	6.35	"	Evanston	"	8.29
	8.30	Ar	Ogden	"	6.45
	10.05	Ar	Salt Lake City	Lv	5.05

**Equipment for Table J**

**NO. 9—Domeliner CITY OF ST. LOUIS—DAILY**  
Dome Observation  
Lounge Car ⊙.....Denver to Salt Lake City.  
Streamlined Sleeping Cars. Denver to Salt Lake City—6 Roomettes, 4 Double Bedrooms, 6 Sections (from St. Louis—for Los Angeles).  
Denver to Salt Lake City—10 Roomettes, 6 Double Bedrooms (from Kansas City for Los Angeles).  
Reclining Seat—  
Leg Rest Coaches.....Denver to Salt Lake City—all seats reserved.  
Club Lounge Car.....Denver to Salt Lake City—for coach passengers.  
Dining Car.....Club and a la carte service.

**NO. 10—Domeliner CITY OF ST. LOUIS—DAILY**  
Dome Observation  
Lounge Car ⊙.....Salt Lake City to Denver.  
Streamlined Sleeping Cars. Salt Lake City to Denver—6 Roomettes, 4 Double Bedrooms, 6 Sections (from Los Angeles—for St. Louis).  
Salt Lake City to Denver—10 Roomettes, 6 Double Bedrooms (from Los Angeles for Kansas City).

Reclining Seat—  
Leg Rest Coaches.....Salt Lake City to Denver—all seats reserved.  
Club Lounge Car.....Salt Lake City to Denver—for coach passengers.  
Dining Car.....Club and a la carte service.

**Footnotes for Page 19**

- ⊙ These lounge cars are for the exclusive use of sleeping car passengers.
- ⊠ Conditional stop; see Tables 24 or 30.
- (C.S.T.) Central Standard time. (M.S.T.) Mountain Standard time.
- Time from 12.01 midnight to 12.00 noon shown in light face type. (f) stops only on signal.
- Time from 12.01 noon to 12.00 midnight shown in heavy face type.



CHICAGO — OMAHA — SPOKANE

Table K Condensed Schedules All Trains Daily. Includes departure and arrival times for routes between Chicago, Omaha, and Spokane.

Equipment for Table K. NO. 105—Domeliner CITY OF PORTLAND—DAILY. NO. 106—Domeliner CITY OF PORTLAND—DAILY. Details on lounge cars, sleeping cars, and dining services.

ST. LOUIS — KANSAS CITY — YAKIMA — SPOKANE

Walla Walla—Lewiston

Table L Condensed Schedules All Trains Daily. Includes departure and arrival times for routes between St. Louis, Kansas City, Yakima, and Spokane.

Equipment for Table L. NO. 17-20—PORTLAND ROSE—DAILY. NO. 19-18—PORTLAND ROSE—DAILY. Details on lounge cars, sleeping cars, and dining services.

Footnotes for Page 20

Via Northwest Greyhound Bus north of Pendleton. (C.T.) Central time. (M.T.) Mountain time. (P.T.) Pacific time. Time from 12.01 midnight to 12.00 noon shown in light face type. Time from 12.01 noon to 12.00 midnight shown in heavy face type.

CHICAGO — ST. LOUIS — KANSAS CITY — WEST YELLOWSTONE — VICTOR

Table O Summer Season All Trains Daily. Includes departure and arrival times for routes between Chicago, St. Louis, Kansas City, and West Yellowstone.

105-35-47 CITY OF PORTLAND—YELLOWSTONE SPECIAL—DAILY. 9-35-47 CITY OF ST. LOUIS—YELLOWSTONE SPECIAL—DAILY. 49-36-106 YELLOWSTONE SPECIAL—CITY OF PORTLAND—DAILY. NO. 48-36-10 YELLOWSTONE SPECIAL—CITY OF ST. LOUIS—DAILY. Details on lounge cars, sleeping cars, and dining services.

LOS ANGELES — SALT LAKE CITY — WEST YELLOWSTONE — VICTOR — BUTTE

Table R Condensed Schedules All Trains Daily. Includes departure and arrival times for routes between Los Angeles, Salt Lake City, West Yellowstone, and Butte.

NO. 104-29—CITY OF LOS ANGELES—BUTTE SPECIAL—DAILY. NO. 10-33—NORTHWEST SPECIAL—DAILY. NO. 30-103—BUTTE SPECIAL—CITY OF LOS ANGELES—DAILY. NO. 34-9—NORTHWEST SPECIAL—DAILY. NO. 35-47—YELLOWSTONE SPECIAL—DAILY. NO. 48-36—YELLOWSTONE SPECIAL—DAILY. Details on lounge cars, sleeping cars, and dining services.

Footnotes for Page 21

(f) Stops only on signal. K Mixed Freight-Consult Agent. (C) Conditional stop; See Table 3. Operates only during Yellowstone Park season, June 18 through September 6. (C.S.T.) Central standard time. (M.S.T.) Mountain standard time. (P.S.T.) Pacific standard time. Time from 12.01 midnight to 12.00 noon shown in light face type. Time from 12.01 noon to 12.00 midnight shown in heavy face type.

LOS ANGELES — SPOKANE — Via Shoshone(SUN VALLEY)—Boise—Nampa

Table T Condensed Schedules All Trains Daily. Includes routes for Los Angeles (P.S.T.), Salt Lake City (M.S.T.), Pocatello, Sun Valley, and Hinkle.

SALT LAKE CITY — BOISE — PORTLAND — SEATTLE

Table U Condensed Schedules All Trains Daily. Includes routes for Salt Lake City (M.S.T.), Pocatello, Sun Valley, and Seattle.

Check the advantages of the HALF-FARE FAMILY TRAVEL PLAN. Saves you money when you travel by train. Good in coaches or sleeping cars.

Equipment for Table T

NO. 10-33-17-20—CITY OF ST. LOUIS—PORTLAND ROSE—DAILY. No. 10 to Salt Lake City; No. 33 to Pocatello; No. 17 to Hinkle; No. 20 to Spokane.

Equipment for Table U

NO. 33-17-457—NORTHWEST SPECIAL—PORTLAND ROSE—DAILY. No. 33 to Pocatello; No. 17 to Portland; No. 457 to Seattle.

Footnotes for Page 22

Motor Bus. This service is provided passengers arriving or departing Shoshone and holding through rail tickets to and from Sun Valley or Ketchum, Idaho.

PORTLAND — YAKIMA — LEWISTON — SPOKANE

Table W All Trains Daily—(Pacific Standard Time). Includes routes for Portland, Hood River, The Dalles, Arlington, Hinkle, Wallula, Yakima, Wallula, Ayer, Riparia, Cheney, and Spokane.

Equipment for Table W

NO. 20—SPOKANE—DAILY. Club Lounge Car. Portland to Hinkle. The Pub. Hinkle to Spokane—Lounge.

Spokane, San Francisco and Los Angeles

Table X All Trains Daily (Pacific Standard Time). Includes routes for Spokane (UP), Ayer, Wallula, Portland, Sacramento, and Los Angeles.

Seattle, San Francisco and Los Angeles

Table Y All Trains Daily (Pacific Standard Time). Includes routes for Seattle, Tacoma, Portland, Portland So. Pac., Eugene, Klamath Falls, Redding, Sacramento, San Francisco, Sacramento, Stockton, Fresno, and Los Angeles.

PORTLAND, TACOMA AND SEATTLE

Table Z All Trains Daily. Includes routes for Portland, Vancouver Wash., Kelso-Longview, Chehalis, Centralia, Tacoma, and Seattle.

Equipment for Tables Y and Z

NO. 457—DAILY Domeliner. Astra Dome Obs.-Lounge @Portland to Seattle. Parlor Car. Portland to Seattle (R. R. Owned).

NO. 401—DAILY

Streamlined Sleeping Cars. Portland to Seattle—12 Roomettes, 4 Double Bedrooms. Sleepers open at Portland 9:30 p.m., at Seattle until 8:00 a.m.

SOUTHBOUND

NO. 460—DAILY. Parlor Car. Seattle to Portland (R. R. Owned). Reclining Seat Coaches. Seattle to Portland.

NO. 408—DAILY

Parlor Car. Seattle to Portland (R. R. Owned). Streamlined Sleeping Cars. Seattle to Chicago—10 Roomettes, 6 Double Bedrooms (No. 106 from Portland).

NO. 458—DAILY Domeliner

Astra Dome Obs.-Lounge @Seattle to Portland. Parlor Car. Seattle to Portland (R. R. Owned). Astra Dome Room—(Seattle to Portland (R. R. Owned)—8 Duplex Rmte., 3 Compartments, 2 Drawing-rooms.

NO. 402—DAILY

Streamlined Sleeping Cars. Seattle to Portland—12 Roomettes, 4 Double Bedrooms. Sleepers open at Seattle at 9:30 p.m., at Portland until 7:30 a.m.

Arrives, departs Seattle Union Depot. Arrives, departs Seattle King Street Station. (H) Daily except Sundays and holidays. Rail station is at Kelso. There is bus service between Kelso and Longview every 20 minutes. Observation-Lounge for Parlor and Sleeping Car passengers only.

Chicago and Omaha to Colorado, Utah, California and Pacific Northwest

Table No. 1 The Overland Route WESTBOUND—Read Down. Includes columns for To Pacific Coast, To Colo., Local, and a detailed list of stations from Chicago to Omaha with arrival and departure times.

There Are No Extra Fares on the Union Pacific Railroad

Rail Travel Credit Cards

- Now any person or company with proper credit may arrange for a convenient Charge-it Card. They are good on Union Pacific and many other railroads; can be used not only for rail and sleeping car tickets, but for services in dining cars and club lounge cars. For information and application blanks apply at any Union Pacific passenger or ticket office.

Union Pacific

NOTE —There is bus service between Kimball and Gering, Harrisburg and Scottsbluff, Neb. On arrival Kimball consult local bus agent about bus schedules.

HALF-FARE Family Travel Plan Tickets can be used for starting trips on Mondays, Tuesdays, Wednesdays and THURSDAYS. Good in sleeping cars or in coaches. Can be used for return any day of week.

For equipment, see pages 6 to 23, inclusive. For explanation of reference marks, see page 25.

Chicago and Omaha to Colorado, Utah, California and Pacific Northwest

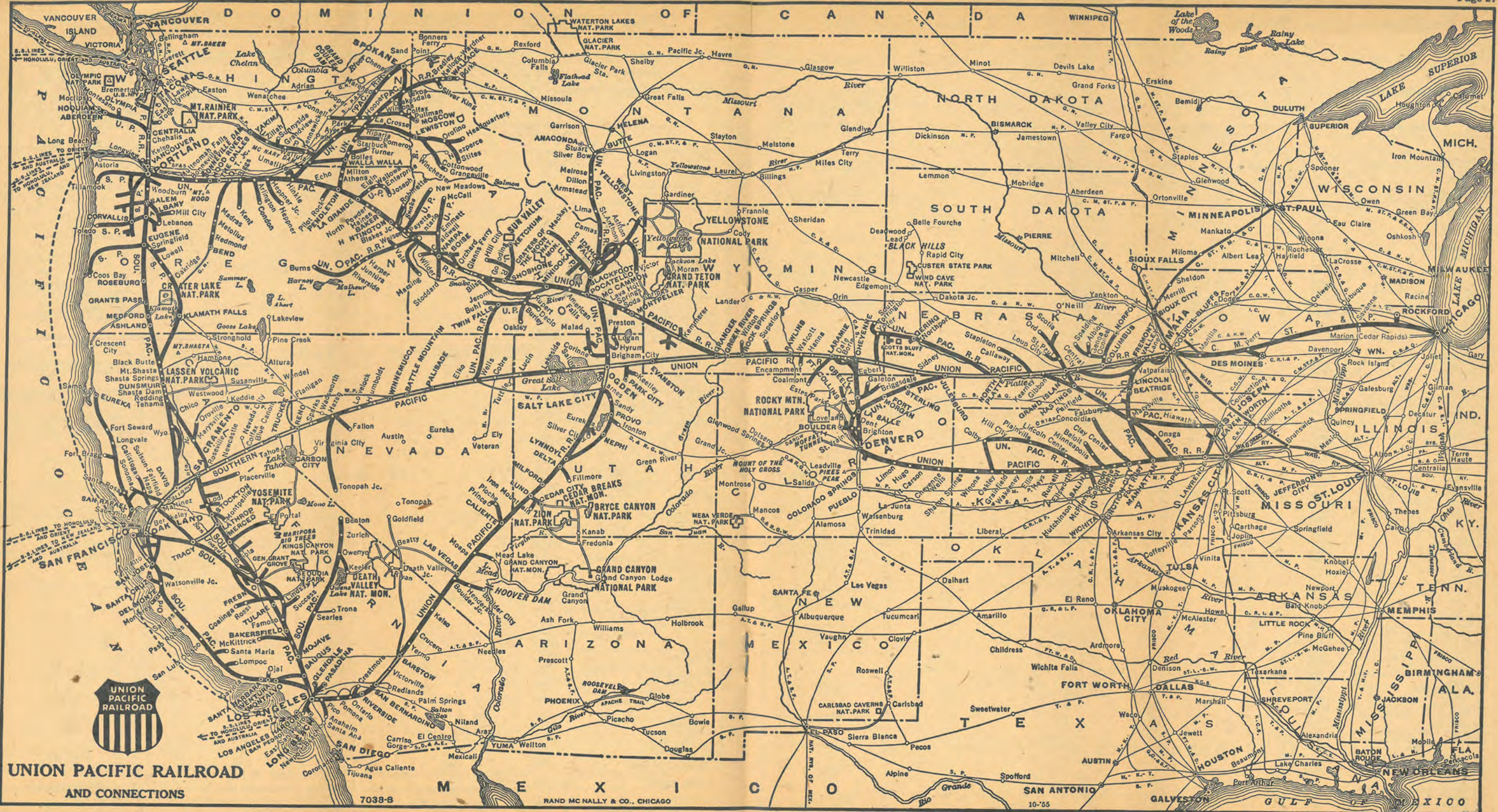
Table No. 1 (Continued) The Overland Route WESTBOUND—Read Down. Includes columns for To Pacific Coast and Local, with a detailed list of stations from Omaha to Los Angeles and San Francisco.

FOOTNOTES FOR TABLE 1

- No. 11 carries only a rider coach for passengers between Green River and Portland; no sleeping cars, no dining car. See page 42 for motor bus connections with U. P. trains at Fremont, Columbus and Grand Island. Limited handling of checked baggage on these trains; consult agent. Daily except Sunday. Stops only on signal. Stops to take paying passengers for Denver. Stops to take paying passengers for Denver; also to let off from Chicago. Stops to take paying passengers for East Los Angeles or beyond. Stops to let off paying passengers from Denver and east. Stops to take on paying passengers for Sacramento or beyond. Stops to let off paying passengers; also to take for Omaha or beyond. Stops to let off paying passengers from Denver or beyond; also to take paying passengers for beyond Ogden. Stops only to take passengers. Stops to take on paying passengers for Pendleton or beyond. Mileage shown on mile posts is from Council Bluffs. See General Information, page 2. See table No. 52 for connecting train service to and from Topeka & Kansas City, Mo.

There Are No Extra Fares on the UNION PACIFIC RAILROAD

For equipment, see pages 6 to 23, inclusive.



**UNION PACIFIC RAILROAD**  
AND CONNECTIONS

7038-B

RAND MC NALLY & CO., CHICAGO

10-55

GULF OF MEXICO

California, Pacific Northwest, Utah and Colorado to Omaha and Chicago

Table No. 2 The Overland Route EASTBOUND—Read Down. Columns include Station, Streamliner, Dome-liner, Challenger, and Local. Rows list stations from San Francisco to Cheyenne.

Footnotes for Table 2

- No. 12 carries only a rider coach for passengers between Portland and Green River; no sleeping cars, no dining car. At Green River it connects with No. 28 for Omaha. See page 42 for motor bus connections with U. P. trains at Fremont, Columbus and Grand Island. Limited handling of checked baggage on this train; consult agent. Daily. Daily except Sunday. Stops only on signal. Stops to let off paying passengers from Denver. Stops to let off paying passengers from Sacramento or beyond. Stops to let off paying passengers from Savanna or beyond. Stops to let off paying sleeping car passengers from west of Ogden; also to take paying passengers for Denver or beyond. Stops to take paying passengers; also to let off from Omaha or beyond. Stops to let off paying passengers from East Los Angeles or beyond. Stops to let off paying passengers from Pendleton or beyond. Stops to let off paying passengers from Granger or beyond. Stops to let off paying passengers from Denver; also to take for Chicago. Mileage shown on mile posts is from Council Bluffs. See General Information, page 2. See Table No. 52 for connecting train service to and from Topeka & Kansas City, Mo.

The Seasoned Traveler Goes by Train

California, Pacific Northwest, Utah and Colorado to Omaha and Chicago

Table No. 2 (Continued) The Overland Route EASTBOUND—Read Down. Columns include Station, Streamliner, Dome-liner, Challenger, and Local. Rows list stations from Cheyenne to Omaha.

There Are No Extra Fares on the UNION PACIFIC RAILROAD

NOTE: There is bus service between Kimball and Gering, Harrisburg and Scottsbluff, Nebr. On arrival Kimball consult local bus agent about schedules.

Independent Tours

The Union Pacific Railroad's Department of Tours is offering California Independent Vacation Tours of three, four or five days duration in Los Angeles or San Francisco. Included in the cost is railroad fare, taxicab transfers from railroad stations to hotels and return, a choice of three hotels at either city (reservations guaranteed in advance), and selected sightseeing trips. Meals are not included.

This is an excellent opportunity for independent travelers. Consult any Union Pacific travel representative.

Write Union Pacific Railroad, Dept. H, Omaha 2, Nebr., for FREE COPY of Union Pacific folder map describing and illustrating in color, Hoover Dam, Las Vegas and the Lake Mead Recreation Area. Name, Street, City.

HALF-FARE Family Travel Plan Tickets can be used for starting trips on Mondays, Tuesdays, Wednesdays and THURSDAYS.

Good in sleeping cars or in coaches. Can be used for return any day of week.

Between Chicago, Omaha, Denver, Ogden, Salt Lake City and Los Angeles

Table No. 3 The Overland Route. WESTBOUND—Read Down and EASTBOUND—Read Up. Includes routes for Chicago, Omaha, St. Louis, Denver, Ogden, Salt Lake City, and Los Angeles with various station names and fares.

Footnotes for Table 3

NOTE—Trains 309 and 310 are in service only during parks summer season from June 9 through September 12.

▲ Motor bus between Lund and Cedar City.

◆ Motor bus connections with main line trains at East Los Angeles.

● Limited handling of checked baggage on these trains; consult agent.

□ Via Cut-off; not via Cheyenne.

(f) Stops only on signal.

A Stops to let off paying passengers; also to take for Los Angeles.

B Stops to let off paying passengers from Los Angeles; also to take for regular scheduled stops.

E Stops to let off paying passengers from Salt Lake City or beyond; also to take for Los Angeles.

K Trains 9 and 10 stop at Victorville to let off paying passengers; also to take for regularly scheduled stops.

M Stops to let off paying passengers from Los Angeles; and to take for Salt Lake City or beyond.

N See Tables 24 and 30 for service between St. Louis, Kansas City, Denver and Cheyenne.

O Stops to take paying passengers for Las Vegas or beyond.

T Stops to let off paying passengers from Salt Lake City or beyond.

V Stops to take on or let off paying passengers to or from Omaha or beyond.

◆ Mileage shown on mile posts is from Council Bluffs. See General Information, page 2.

(C.T.) Central Stand. Time (M.S.T.) Mount. Stand. Time (P.S.T.) Pacific Stand. Time.

Time from 12:01 midnight to 12:00 noon shown in light face type.

Time from 12:01 noon to 12:00 midnight shown in heavy face type.

There Are No Extra Fares on the UNION PACIFIC RAILROAD

HALF-FARE Family Travel Plan Tickets can be used for starting trips on Mondays, Tuesdays, Wednesdays and THURSDAYS. Good in sleeping cars and coaches. Can be used for return any day of week.

For equipment, see pages 6 to 23, inclusive.

Between Chicago, Omaha, Denver, Ogden, Salt Lake City and Los Angeles

Table No. 3 (Continued) The Overland Route Pacific Standard Time. WESTBOUND—Read Down and EASTBOUND—Read Up. Includes routes for Chicago, Omaha, St. Louis, Denver, Ogden, Salt Lake City, and Los Angeles with various station names and fares.

Footnotes for Tables 4 to 12, Inclusive

▲ Motor bus between Lund and Cedar City.

† Daily except Sunday.

§ Daily except Sundays and Holidays.

‡ No. 306 leaves Provo daily except Saturdays.

⊗ Motor bus connections at East Los Angeles with east-bound main line trains. Buses on call only, and advance notice to U. P. ticket agent is necessary.

▲ Daily motor coach service of the Union Pacific Stage Co. shown in tables 7, 8 and 9, is operated over public highways. Rail tickets honored.

E Stops to take on or let off passengers.

■ Trains 309 and 310 operate from June 9 through September 12, between Salt Lake City and Cedar City.

◆ Motor bus connections with main line trains at East Los Angeles.

■ Las Vegas—Tonopah—Reno Stage Line, Inc.—Rail revenue tickets honored.

NOTE—For sleeping car and other equipment between Chicago—Cedar City, St. Louis—Cedar City, and Los Angeles—Cedar City, see Condensed Tables A and D, pages 8-9 and 14-15.

See tables 7, 8 and 9 on this page, for more complete motor bus schedules to and from East Los Angeles.

Omaha — Salt Lake City — Cedar City St. Louis — Salt Lake City — Cedar City Los Angeles — Cedar City

Table No. 4 Condensed Schedule (Summer Season) SEE NOTE. Includes routes for Omaha, St. Louis, Salt Lake City, Cedar City, and Los Angeles.

Salt Lake City — Provo — Lyndyl

Table No. 5 Mountain Standard Time. Includes routes for Salt Lake City, Provo, and Lyndyl.

East Los Angeles — Pasadena — Glendale

Table No. 7 Pacific Time. Includes routes for East Los Angeles, Pasadena, and Glendale.

East Los Angeles — Long Beach — San Pedro

Table No. 8 Pacific Time. Includes routes for East Los Angeles, Long Beach, and San Pedro.

East Los Angeles — Whittier — Anaheim

Table No. 9 Pacific Time. Includes routes for East Los Angeles, Whittier, and Anaheim.

Las Vegas—Boulder City—Hoover Dam—Lake Mead

Table No. 10 Pacific Time. Includes routes for Las Vegas, Boulder City, Hoover Dam, and Lake Mead.

Lund — Cedar City

Table No. 12 Mount. Time. Includes routes for Lund and Cedar City.

For equipment, see pages 6 to 23 inclusive.

For explanation of reference marks in table 3, see page 30; in tables 4 to 12, see top of this page.



Between Chicago, Omaha, Denver, Ogden and San Francisco

Table 14: The Overland Route. Includes WESTBOUND—Read Down and EASTBOUND—Read Up sections with train schedules, mileages, and footnotes for page 32.

San Francisco, Sacramento and Los Angeles (Via Southern Pacific)

Table 15 and 16: Schedules for routes between San Francisco, Sacramento, and Los Angeles via Southern Pacific, including Via Valley Line and Via Coast Line.

For equipment, see pages 6 to 23, inclusive.

Between Chicago, Omaha and Denver

Table 17: The Overland Route. Includes WESTBOUND—Read Down and EASTBOUND—Read Up sections with train schedules, mileages, and footnotes for page 32.

Denver—La Salle—Greeley—Ft. Collins

Table 18: Schedules for routes between Denver, La Salle, Greeley, and Ft. Collins, including 111 Daily, Bus Daily, 9 Daily, and 112 Daily services.

For schedules east of Denver and west of Greeley, see Tables 24 and 30.

Footnotes for Page 33

- Footnotes A through P providing details on bus services, ticketing, and train operations for the Denver-La Salle-Greeley-Ft. Collins routes.

PLAN YOUR VACATION NOW For 1956

Vacations are FUN! All Expense-Escorted Tours are the ideal way to relaxing, carefree, enjoyable vacations — all reservations are arranged in advance — no travel details to worry about — you know the cost before you start.

Tours from one week to 21 days to many of the West's most scenic attractions. Each visit at least one National Park including Yellowstone, Grand Teton, Rocky Mountain, Zion, Bryce Canyon, Grand Canyon, Yosemite and Mt. Rainier, as well as other interesting stopovers in Colorado, California, Utah, the Pacific Northwest and the Canadian Rockies.

Form for requesting a copy of the Western Summer Tours booklet, including fields for Name, Address, City, Zone, and State.

Union Pacific Department of Tours. Phone RAndolph 6-0141

For equipment, see page 18.

Between Chicago, Omaha and Spokane, Portland, Tacoma and Seattle

Table No. 20 The Overland Route. WESTBOUND-Read Down and EASTBOUND-Read Up. Includes station names like Chicago, Omaha, St. Louis, Cheyenne, and Pocatello with associated fares and mileages.

Footnotes for Pages 34 and 35

- Motor bus. This service is provided passengers arriving or departing Shoshone and holding through rail tickets to and from Sun Valley or Ketchum, Idaho.
Connecting Sleeping Car service to and from West Yellowstone during park summer season from June 18 to September 6.
No. 17 originates at Kansas City, Mo. and No. 18 terminates there; and there is connecting service to and from St. Louis, Mo.
Nos. 11 and 12 run between Green River and Portland and carry only a rider coach for passengers; no sleeping cars; no dining car. At Green River they connect with Nos. 27 and 28 for service to and from Omaha.
Runs via Cut-off, not via Cheyenne.
Daily.
Stops only on signal.
Daily except Sunday.
Stops to let off paying passengers from Tacoma and beyond; also to take for Vancouver and beyond.
Stops to let off paying passengers from Portland or beyond; also to take for Pocatello or beyond.
Stops to take paying passengers for Green River and beyond; also to let off from Pocatello and beyond.
Stops to take on paying passengers for Hinkle and beyond.
Stops to take paying passengers for Vancouver and beyond.
Stops to let off paying passengers from Green River and beyond; also to take for Pocatello and beyond.
Stops to let off paying passengers from Wallula and beyond.
Stops to let off paying passengers from Pocatello or beyond.
Stops to take on paying passengers for Pocatello or beyond.
Stops to take or let off paying passengers to or from Omaha and Portland or beyond.
Stops to take paying passengers for Pocatello, Ogden or beyond; also to let off from Huntington and beyond.
Stops to let off paying passengers from Vancouver and beyond; also to take for Tacoma, Seattle and beyond.
Stops to let off paying passengers from Portland and beyond on Tuesdays only.
For service between St. Louis, Denver and Cheyenne, see tables 2, 4 and 30.
Stops to let off paying passengers from Ogden, Pocatello, and beyond; also to take for Huntington and beyond.

(Continued on next page)

For equipment, see pages 6 to 23, inclusive.

Between Chicago, Omaha and Spokane, Portland, Tacoma and Seattle

Table No. 20 (Continued) The Overland Route. WESTBOUND-Read Down and EASTBOUND-Read Up. Includes station names like Huntington, Spokane, Hinkle, and Portland with associated fares and mileages.

Footnotes for Pages 34 and 35

- (Continued from page 34)
Stops to let off paying passengers from Vancouver and beyond; also to take for points beyond Seattle.
Stops to take paying passengers for south of Tacoma.
Stops to let off paying passengers from Spokane and East.
Trains 407, 408, 457 and 460 carry passengers to and from East Olympia and Portland and Seattle. Bus service is only between East Olympia and Olympia, and operates daily to and from U. P. station at Olympia. Bus will handle only hand baggage for passengers, except no baggage is handled on Sunday.
Union Pacific rail tickets to or from certain stations (consult agent) are honored on Grays Harbor lines buses operating over public highway only through towns where time is shown.
Mileage shown on mile posts is from Council Bluffs. See General Information, Page 2.

Between Portland, Tacoma and Seattle

All tickets over these lines are interchangeable and good on any train listed below.

Table No. 20 Pacific Standard Time. Table with columns for stations (Portland, Vancouver, Tacoma, Seattle) and fares for different routes.

Portland-Chehalis-Hoquiam

Table No. 21 (Pacific Standard Time). Table with columns for stations (Portland, Chehalis, Hoquiam) and fares.

Portland-Seattle-Tacoma-Olympia

Table No. 22 (Pacific Time). Table with columns for stations (Portland, Seattle, Tacoma, Olympia) and fares.

For equipment, see pages 6 to 23, inclusive.

For explanation of reference marks, see page 34.

Between St. Louis, Kansas City, Topeka, Salina and Denver

Table No. 24 The Overland Route. Table No. 25 Kansas City - Junction City - Concordia. Table No. 26 Kansas City - Salina - Solomon - Beloit. Table No. 27 Kansas City - Salina - McPherson. Table No. 28 Kansas City - Salina - Plainville - Oakley. Includes columns for Motor Bus Daily, Mixed Fht, Mls., and various station names like St. Louis, Kansas City, Topeka, Salina, etc.

For equipment see pages 3 to 23, inclusive. For explanation of reference marks see, page 37.

Between Denver, Cheyenne and Salt Lake City

Table No. 30 The Overland Route (Mountain Standard Time). Table No. 31 Between Ogden and Salt Lake City. Table No. 32 Ogden - Echo - Coalville - Park City. Table No. 33 Laramie - Centennial - Coalmont. Table No. 34 Walcott - Saratoga - Encampment. Includes columns for Motor Bus Daily, Mixed Fht, Mls., and station names like Denver, Cheyenne, Salt Lake City, Ogden, etc.

Distance between Denver and Salt Lake City via cut-off is 613 miles; via Cheyenne is 625 miles.

NOTE - See table 20 for detail schedules to Pacific Northwest.

NOTE - See table 14 for detail schedules to San Francisco.

NOTE - See table 3 for detail schedules to Los Angeles.

NOTE - See table 3 for detail schedules to Los Angeles.

NOTE - See table 3 for detail schedules to Los Angeles.

NOTE - See table 3 for detail schedules to Los Angeles.

NOTE - See table 3 for detail schedules to Los Angeles.

NOTE - See table 3 for detail schedules to Los Angeles.

NOTE - See table 3 for detail schedules to Los Angeles.

NOTE - See table 3 for detail schedules to Los Angeles.

NOTE - See table 20 for detail schedules to Pacific Northwest.

NOTE - See table 14 for detail schedules to San Francisco.

NOTE - See table 3 for detail schedules to Los Angeles.

NOTE - See table 3 for detail schedules to Los Angeles.

NOTE - See table 3 for detail schedules to Los Angeles.

NOTE - See table 3 for detail schedules to Los Angeles.

NOTE - See table 3 for detail schedules to Los Angeles.

NOTE - See table 3 for detail schedules to Los Angeles.

NOTE - See table 3 for detail schedules to Los Angeles.

NOTE - See table 3 for detail schedules to Los Angeles.

NOTE - See table 20 for detail schedules to Pacific Northwest.

NOTE - See table 14 for detail schedules to San Francisco.

NOTE - See table 3 for detail schedules to Los Angeles.

NOTE - See table 3 for detail schedules to Los Angeles.

NOTE - See table 3 for detail schedules to Los Angeles.

NOTE - See table 3 for detail schedules to Los Angeles.

NOTE - See table 3 for detail schedules to Los Angeles.

NOTE - See table 3 for detail schedules to Los Angeles.

NOTE - See table 3 for detail schedules to Los Angeles.

NOTE - See table 3 for detail schedules to Los Angeles.

For equipment, see pages 6 to 23, inclusive.

Between Salt Lake City, Ogden, Pocatello, West Yellowstone and Butte

Table No. 36 The Overland Route. For other trains between Salt Lake and Ogden see Table No. 31. (Mountain Standard Time)

Table No. 37 Cache Junction - Logan - Preston. Table No. 38 Ogden - Brigham - Malad. Table No. 39 Salt Lake - Idaho Falls - W. Yellowstone (Summer Season). Table No. 40 Salt Lake - Idaho Falls - Ashton - Victor (Summer Season).

Footnotes for Page 38. \* Daily. (f) Stops only on signal. † Daily except Sunday. A Stops to let off paying passengers from beyond Pocatello. B Stops to take on or let off passengers. E Stops to let off paying passengers; also to take for Idaho Falls or beyond. H Stops to take paying passengers; also let off from Idaho Falls or beyond. K Local mixed passenger service available between Idaho Falls, Ashton and Victor. Consult agent for time of stops at intermediate stations. Nos. 35 and 36 between Salt Lake and West Yellowstone, and nos. 47 and 48 between Ashton and Victor, operate only during Yellowstone and Grand Teton Park summer season about June 18 through September 6. Local freight with combination coach-baggage car.

For equipment, see pages 21 and 22.

Union Pacific Branch Lines

Table No. 42 Omaha - North Platte - So. Torrington. Table No. 43 Kearney - Stapleton. Table No. 44 Columbus - Norfolk.

Table No. 45 Central City - Valparaiso. Table No. 46 Columbus - Spalding. Table No. 47 Columbus - Albion.

Table No. 48 Grand Island - Ord. Table No. 49 Grand Island - Loup City. Table No. 50 Lawrence - Leavenworth.

Table No. 51 Manhattan - Marysville. Table No. 52 Topeka - Marysville - Grand Island.

Table No. 53 St. Joseph - Marysville. Table No. 54 Manhattan - Marysville.

Table No. 52 Topeka - Marysville - Grand Island. Table No. 53 St. Joseph - Marysville. Table No. 54 Manhattan - Marysville.

Table No. 44 Columbus - Norfolk. Table No. 54 Manhattan - Marysville.

Table No. 50 Lawrence - Leavenworth. Table No. 54 Manhattan - Marysville.

Table No. 54 Manhattan - Marysville. Table No. 55 Marysville - Grand Island.

\* Daily. † Daily except Sunday. ‡ Sunday only. H Mondays, Wednesdays and Fridays only. D Wednesdays and Fridays only. E Tuesdays, Thursdays, and Saturdays only. K Freight service only. On days livestock is to be carried, train No. 82 runs about one-half hour later than schedule shown. (f) Stops on signal. Center Service Bus Lines - Rail tickets honored.

Union Pacific Branch Lines

Blackfoot — Aberdeen — Mackay
Table No. 56
Mixed 409, Mixed 421, Mts., Table No. 56, Mixed 422, Mixed 410

Idaho Falls — Orvin — St. Anthony
Table No. 57
Mixed 491, Mts., Table No. 57, Mixed 492

Idaho Falls — Ucon — St. Anthony
Table No. 58
Mts., Table No. 58, Mixed 492

Minidoka — Twin Falls — Buhl — Wells
Table No. 60
29-49, 439, Mts., Table No. 60, 50-30, 440

Boise — Nampa — Emmett — McCall
Table No. 67
485, Mts., Table No. 67, 486-12

Footnotes for Page 40
\* Daily. † Daily except Sunday. (f) Stops only on signal. \* Motor train, daily.

Minidoka — Rupert — Bliss
Table No. 61
Mixed 49 Bus, Table No. 61, Bus-Mixed 50

Burley — Declo
Table No. 62
Mts., Table No. 62

Nyssa — Homedale — Marsing
Table No. 64
Mts., Table No. 64

Richfield — Hill City
Table No. 65
Mts., Table No. 65

Boise — Nampa — Emmett — McCall
Table No. 67
485, Mts., Table No. 67, 486-12

Caldwell — Wilder
Table No. 68
Mts., Table No. 68

Shoshone — Ketchum — Sun Valley
Table No. 69
Mixed 441, Mts., Table No. 69, Mixed 442

Ontario — Vale and Brogan
Table No. 70
Mixed 459, Mts., Table No. 70, Mixed 460

Payette — Emmett
Table No. 71
Mixed 483, Mts., Table No. 71, Mixed 484

Portland — La Grande — Joseph
Table No. 72
Mixed 18-304, Mts., Table No. 72, Mixed 305-17

Weiser — New Meadows
Table No. 73
Mts., Table No. 73

Union Pacific Branch Lines

Portland and Spokane Short Line
See Page 42 for additional bus service. Rail tickets honored.
Table No. 74
18-20 Daily, Mts., Table No. 74, 19-17 Daily

Portland — Pendleton — Walla Walla
See Page 42 for additional bus service. Rail tickets honored.
Table No. 75
18-Bus Daily, 12-Bus Daily, 106-Bus Daily, Mts., Table No. 75, Bus-105 Daily, Bus-11 Daily

Portland — Hinkle — Yakima
Portland — Pullman — Moscow
See Page 42 for additional bus service. Rail tickets honored.
Table No. 76
18-20 Daily, 18-20 Daily, Mts., Table No. 76, 61-19-17 Daily, 63-19-17 Daily

Spokane — Tekoa — Wallace
Mixed Fht. 391, 67 Daily, Mts., Table No. 79, 68 Daily, Mixed Fht. 392

Portland — Ayer — Lewiston
See Page 42 for supplemental bus service. Rail tickets honored.
Table No. 77
18-20 Daily, Mts., Table No. 77, 73-19-17 Daily

Spokane — Tekoa — Wallace
Mixed Fht. 391, 67 Daily, Mts., Table No. 79, 68 Daily, Mixed Fht. 392

Denver — Hinkle — Yakima
See Page 42 for additional bus service. Rail tickets honored.
Table No. 78
17-64 Daily, Mts., Table No. 78, 63-18 Daily

Footnotes for Page 41
\* Daily. (f) Stops only on signal.
Local freight; caboose for passengers.
Northwest Greyhound Lines. Rail tickets honored.
Leave and arrive East Spokane station.
Train 391 daily except Sunday.
Train 392 daily except Monday.
A Passengers to or from Sunnyside are handled via Grandview on Northwest Greyhound Bus Line.
B Buses run via these stations only when there are passengers to or from Walla Walla or beyond.
C Stops to let off paying passengers from Hinkle or beyond.
K Freight service only.
N Stops to take on paying passengers from Hinkle and beyond.
T Bus station is at East Parker.
Time from 12:01 midnight to 12:00 noon shown in light face type.
Time from 12:01 noon to 12:00 midnight shown in heavy face type.
Figures opposite junction points refer to tables showing diverging trains.

for fast delivery SHIP IT RAILWAY EXPRESS AGENCY America's fast trains assure rapid and always reliable service. ... safe, swift, sure

Connecting Bus Service

Portland — Umatilla — Spokane  
Pendleton — Umatilla — Spokane

Table No. 83 (Pacific Time) bus schedule with columns for Motor Bus Daily, Mls., and destinations like Portland, Umatilla, and Spokane.

Pendleton — Spokane

Table No. 84 (Pacific Time) bus schedule with columns for Motor Bus Daily, Mls., and destinations like Pendleton, Adams, and Spokane.

Walla Walla — Yakima

Table No. 84a (Pacific Time) bus schedule with columns for Motor Bus Daily, Mls., and destinations like Walla Walla, Kennewick, and Yakima.

Spokane — Moscow — Lewiston

Table No. 85 (Pacific Time) bus schedule with columns for Motor Bus Daily, Mls., and destinations like Spokane, Rosalia, and Lewiston.

Footnotes for Page 42

Overland Greyhound Lines—Rail tickets honored. Capitol Stages—Rail tickets honored. Pacific Trailways—Rail tickets honored. Daily except Sunday. Northwest Greyhound Lines—Rail tickets honored. (H. S.) Highway Stop.

UNION PACIFIC TRAINS USE THESE STATIONS

- List of stations for Union Pacific Trains: Boise, Butte, Cheyenne, Chicago, Denver, Kansas City, Los Angeles, Oakland, Ogden, Olympia, Omaha, Pendleton, Pocatello, Portland, Riverside, San Bernardino, San Francisco, Salina, Salt Lake City, Seattle, Spokane, Tacoma, Topeka, Yakima.

The Dalles — Bend

Table No. 86 (Pacific Time) bus schedule with columns for Motor Bus Daily, Mls., and destinations like The Dalles, Maupin, and Bend.

Biggs — Shaniko

Table No. 87 (Pacific Time) bus schedule with columns for Motor Bus Daily, Mls., and destinations like The Dalles, Biggs Junction, and Shaniko.

Fremont — Lincoln

Table No. 88 (Central Time) bus schedule with columns for Motor Bus Daily, Mls., and destinations like Fremont, Wahoo, and Lincoln.

Columbus — Lincoln

Table No. 89 (Central Time) bus schedule with columns for Motor Bus Daily, Mls., and destinations like Columbus, Schuyler, and Lincoln.

Grand Island — Hastings

Table No. 90 (Central Time) bus schedule with columns for Motor Bus Daily, Mls., and destinations like Grand Island, Doniphan, and Hastings.

Cheyenne — Denver

Table No. 91 (Mountain Time) bus schedule with columns for Motor Bus Daily, Mls., and destinations like Cheyenne, Greeley, and Denver.

Spokane — Grand Coulee Dam

Table No. 91 (Pacific Time) bus schedule with columns for Motor Bus Daily, Mls., and destinations like Spokane and Grand Coulee Dam.

Las Vegas — Tonopah

Table No. 91 (Pacific Time) bus schedule with columns for Motor Bus Daily, Mls., and destinations like Las Vegas and Tonopah.

Connections at Omaha

Table showing bus connections at Omaha for C. M. St. P. & P. with columns for destinations like Omaha, Manilla, and Chicago.

Table showing bus connections at Omaha for C. & N. W. with columns for destinations like Omaha, Council Bluffs, and Chicago.

Table showing bus connections at Omaha for C. R. I. & P. with columns for destinations like Omaha, Council Bluffs, and Chicago.

Table showing bus connections at Omaha for C. B. & Q. with columns for destinations like Omaha, Ottumwa, and Chicago.

Table showing bus connections at Omaha for C. G. W. with columns for destinations like Omaha, Ft. Dodge, and Minneapolis.

Connections at Kansas City

Table showing bus connections at Kansas City for C. G. W. with columns for destinations like Kansas City, Des Moines, and Chicago.

Table showing bus connections at Kansas City for K. C. S. with columns for destinations like Kansas City, Shreveport, and Port Arthur.

Table showing bus connections at Kansas City for C. R. I. & P. with columns for destinations like Kansas City, Excelsior Springs, and Chicago.

Table showing bus connections at Kansas City for C. E. I. & P. with columns for destinations like Kansas City, Des Moines, and Minneapolis.

Table showing bus connections at Kansas City for C. B. & Q. with columns for destinations like Kansas City, Quincy, and Chicago.

Table showing bus connections at Kansas City for Mo. Pac. with columns for destinations like Kansas City, Sedalia, and St. Louis.

### Connections at Denver

19	17	1	D & E G W			2	18	20	27-7	101-2	141-14	21-1	C & S—A T & S F			2-22	13-130	16-28-1-102	8-28
8.30	8.40	9.00	Lv Denver	Ar Colo	Ar	2.50	7.00	7.00	8.00	6.00	11.30	12.01	Lv Denver	Ar	7.00	10.30	12.30	5.48	
Via	Via	10.45	Lv Colorado Springs	Ar	Lv	1.05	Via	Via	9.58	7.45	1.15	1.40	Ar Colorado Springs	Lv	5.15	8.46	10.45	4.08	
Moffat	Moffat	12.15	Lv Pueblo	Ar	Lv	12.05	Moffat	Moffat	10.50	8.35	2.05	2.28	Ar Pueblo	Lv	4.15	7.40	9.45	3.07	
Tunnel	Tunnel	1.23	Ar Canon City	Ar	Lv	10.40	Tunnel	Tunnel		5.15			Ar Oklahoma City	Lv				6.00	
Route	Route	3.15	Ar Salida	Ar	Lv	8.50	Route	Route	7.36			10.37	Ar Aramillo	Lv	9.12			8.12	
		4.06	Ar Buena Vista	Ar	Lv	8.00			12.25			3.18	Ar Wichita Falls	Lv	4.35			1.56	
		5.04	Ar Malta	Ar	Lv	7.16			5.15	10.20		6.00	Ar Ft. Worth	Lv	2.00		2.05	11.00	
		8.17	Ar Glenwood Sprgs.	Ar	Lv	4.05	1.40	11.55	4.25	12.20		7.10	Ar Dallas	Lv	1.00		12.45	9.30	
		10.30	Ar Grand Junction	Ar	Lv	2.00	11.58	9.00	9.00				Ar Houston	Lv				5.00	
		2.54	Ar Thompson	Ar Utah	Lv	10.45	R												
		3.24	Ar Green River	Ar	Lv	10.11													
		4.55	Ar Price	Ar	Lv	8.55													
		6.56	Ar Colton	Ar	Lv	6.55													
		7.15	Ar Thistle	Ar	Lv	6.34													
		7.28	Ar Springville	Ar	Lv	6.27	6.52												
		9.05	Ar Provo	Ar	Lv	5.30	6.00												
		10.00	Ar Salt Lake City	Ar	Lv	5.30	6.00												

### Connections at Spokane and Butte

2-288	26	N. F.			25	282-1	16	The Milwaukee Road	15
	8.18	10.45	Lv Spokane	Ar	10.45	8.25			
	2.55	5.08	Ar Missoula	Lv	6.15	3.35			
	6.26	7.30	Ar Butte	Lv	3.44	12.05			
236-2	26	N. F.			25	1-235	16	The Milwaukee Road	15
	6.41	7.35	Lv Butte	Ar Mont.	3.44	11.50			
	9.45	10.08	Ar Bozeman	Lv	1.19	8.27			
	10.43	10.46	Ar Livingston	Lv	12.33	7.25			
	1.23	12.53	Ar Billings	Lv	10.28	4.23			
	5.00	3.44	Ar Miles City	Lv	7.27	12.35			
	9.23	7.12	Ar Dickinson	Lv N. D.	4.00	8.10			
	11.28	9.02	Ar Mandan	Lv	2.11	5.57			
236-4	Great Northern			3-235					
	12.50	Lv Butte	Ar Mont.	12.10					
	3.05	Ar Helena	Lv	9.53					
	5.30	Ar Great Falls	Lv	7.30					
	11.32	Ar Fort Benton	Lv	6.10					
	12.45	Ar Havre	Lv	4.10					
	7.50	Ar Williston	Lv N. D.	9.50					
	10.20	Ar Minot	Lv	8.05					

### Connections at Los Angeles

80	78	76	74	72	70	A. T. & S. F.			71	73	73	77	79	81
11.15	8.00	4.30	12.30	9.00	7.45	Lv Los Angeles	Ar Cal.	Ar	8.00	11.30	1.45	6.35	9.30	12.32
11.45	8.30	5.00	1.01	9.28	8.15	Ar Fullerton	Lv	Ar	7.17	10.50	1.03	5.55	8.50	11.46
11.50				f 9.35		Ar Anaheim	Lv	Ar	f 7.14			f 8.45		
11.55				f 9.41		Ar Orange	Lv	Ar	f 10.39			f 8.40		
12.04	8.45	5.15	1.17	9.48	8.30	Ar Santa Ana	Lv	Ar	7.02	10.34	12.50	5.42	8.35	11.32
1.05	9.35	6.05	2.02	10.41	9.20	Ar Oceanside	Lv	Ar	6.17	9.47	12.02	4.47	7.37	10.47
1.30	9.54	6.23	2.20	11.03	9.38	Ar Del Mar	Lv	Ar	5.59	9.29	11.44	4.29	7.03	10.29
2.15	10.30	7.00	3.00	11.45	10.15	Ar San Diego	Lv	Ar	5.30	9.00	11.15	4.00	6.30	10.00

### Connections at Portland

See Page 23 for service north and south of Portland

S. P. & S.		Passenger service discontinued Jan. 15, 1952. Tickets routed between these points on the S. P. & S. Ry. will be honored on the Oregon Motor Stages.
Lv Portland	Ar	
Lv Astoria	Lv	
Ar Seaside	Lv	

### Connections at Seattle

358	360	362	Great Northern			357	359	361
8.05	2.00	6.25	Lv Seattle (P.T.)	Ar Wash.	Ar	12.10	4.35	10.25
9.00	2.51	7.20	Ar Everett	Lv	Ar	11.15	3.38	9.51
10.35	4.21	8.53	Ar Bellingham	Lv	Ar	9.41	2.06	7.55
11.40	5.20	10.01	Ar New Westminster	Ar B.C.	Lv	8.23	12.58	6.50
11.59	5.40	10.20	Ar Vancouver (P.T.)	Lv	Ar	8.00	12.40	6.30

Daily	C. P. S. S.		Daily	P. S. N. Co.	
8.00	Lv Seattle	Ar Wash.	9.00	Lv Seattle	Ar Wash.
11.50	Ar Victoria	Lv B. C.	5.00	Ar Victoria	Lv B. C.
10.69	Lv Victoria	Ar	6.00	Ar Victoria	Lv
6.00	Ar Vancouver	Lv	10.59	Ar Vancouver	Lv

Passenger service discontinued April 1, 1953. Consult agent on Boat-motor bus ticketing arrangement between these points.

### Connections at Salt Lake City

17	1	Western Pacific		2	18
10.15	8.40	Lv Salt Lake City (M. T.)	Ar	4.15	5.40
11.50	2.20	Ar Sacramento (P. T.)	Lv	8.30	1.30
12.52	3.28	Ar Stockton	Lv	7.25	12.35
3.50	6.50	Ar San Francisco (P. T.)	Lv	4.30	10.00

### Footnotes for Pages 43 and 44

All trains daily except when otherwise indicated.  
 ○ Mondays, Wednesdays and Fridays only.  
 ⊙ Tuesdays, Thursdays, and Saturdays only.  
 † Stops on signal.

□ Connecting service between Rio Grande Trailways.  
 ⊞ Operates Tri-weekly, leaving Terminals Sun-Wed-Fri, arriving Terminals Mon-Thurs-Sat.

\* Daily I Daily Except Saturday.  
 † Daily except Sunday.  
 ‡ Sunday only. § Bus Connection.  
 R Conditional stop; consult agent.  
 ■ C. & N. W. R. R. to and from Rochester.

Time from 12.01 midnight to 12.00 noon shown in light face type.

Time from 12.01 noon to 12.00 midnight shown in heavy face type.

**SEE AND KNOW YOUR AMERICA**  
*... fascinating facts on lectured tours!*

Whenever you're away, on pleasure or business, look up the Gray Line. Attractive sight-seeing tours can be taken at all important tourist points.

See your local railroad passenger or ticket agent for full information.

**SIGHT-SEEING EVERYWHERE**  
 The GRAY LINE













Now!

## "City of Los Angeles"

*Domeliner*

**ALL PULLMAN**

... and you can be sure of one thing. The Pullman accommodations are really tops, the very finest. There's a variety of space available; sections, roomettes, drawing-rooms, compartments and bedrooms, single and en suite.

In addition, there's an Astra Dome observation lounge and an Astra Dome dining car... a Union Pacific exclusive. The "City of Los Angeles" also features a very beautiful main dining room and the Gold Room for intimate dining parties.

Now!

## "The Challenger"

*Domeliner*

**ALL COACH**

For money-saving and enjoyable travel, "The Challenger" meets all requirements. Coach seats not only have adjustable, reclining backs but stretch-out padded leg rests. All seats are reserved.

This smart Domeliner also carries an attractive club lounge and a dining car serving freshly prepared, economical meals.

\* \* \* \*

Both the "City of Los Angeles" and "The Challenger" leave Chicago at a convenient early evening hour and, on the return trip, arrive at Chicago before noon so as to make all important eastbound connections.



**UNION PACIFIC RAILROAD**