

# SPOKANE, PORTLAND & SEATTLE RAILWAY CO.

## Vancouver and Portland Divisions

**OREGON TRUNK RAILWAY  
OREGON ELECTRIC RAILWAY COMPANY**

# TIME TABLE No. 96

To be used in conjunction with  
Current Special Instruction Book

To Take Effect at 12:01 A. M.  
Pacific Time

## SUNDAY, MAY 26, 1946

Superseding Time Table No. 95

For the government of employees only. The Company reserves the right to vary therefrom at pleasure. Be positive that you have the Current Time Table and destroy all previous numbers. Read carefully the Special Instructions and always carry a copy for reference and a copy of TRANSPORTATION RULES.

**E. H. SHOWALTER, Superintendent  
T. F. DIXON, Vice-Pres. & Genl. Mgr.**

### LIST OF SURGEONS AND MEDICAL DEPARTMENT INSTRUCTIONS

Surgeons will attend, when called upon officially, to all cases of accident occurring to employes or passengers. In cases of sickness it is the intention to limit medical service to the locality or town where a surgeon resides, unless some urgent necessity exists, for which distinct official authority must be had in accordance with established regulations. Railway officials are required to call on the nearest authorized surgeons whenever practicable, when surgical or medical services are needed. When such are accessible, no responsibility will be assumed for bills for medical services rendered by any other physician. In the event of a sudden emergency, arising from accident, if necessary, proper surgical aid should be procured until the arrival of a regularly appointed surgeon, when the case should be placed in his charge, and in no case should the services of any but an authorized company surgeon be continued after such surgeon is able to assume charge of the case.

Boarding and nursing are furnished only at hospitals with which arrangements have been made. No responsibility will be assumed for bills incurred elsewhere unless specially authorized or approved by the Chief Surgeon.

### SURGEONS

DR. CHAS. C. NEWCASTLE, Chief Surgeon {—318 Mayer Building, Portland.  
 {—Telephone BEacon 5070; if no answer call ATwater 4175.

DR. P. L. HEITMEYER, Asst. Surgeon {—318 Mayer Building, Portland.  
 {—Telephone BEacon 5070.

DR. R. D. WISWALL, Local Surgeon, Vancouver  
 DR. W. B. McMAKIN, Local Surgeon, Camas.  
 DR. H. L. ELDRIDGE, Local Surgeon, Washougal.  
 DR. J. E. STRAIN, North Bonneville.  
 DR. T. G. LATHROP, Local Surgeon, Bingen-White Salmon.  
 DR. ROSSER P. ATKINSON, Local Surgeon, Goldendale.  
 DR. W. F. SHORTS, Local Surgeon, Wishram.  
 DR. G. J. VOTAVA, Local Surgeon, Pasco.  
 DR. JOSEPH L. GREENWELL, Local Surgeon, Pasco.  
 DR. E. H. HOPKINS, Washtucna.  
 DR. E. R. NORTHROP, Local Surgeon, Spokane.  
 DR. R. W. HENDERSHOTT, Local Surgeon, Bend.  
 DR. R. F. JONES, Local Surgeon, Redmond.

DR. JOHN BARTON, Local Surgeon, St. Helens.  
 DR. M. A. KENNEY, Local Surgeon, Rainier.  
 DR. PAUL H. STARR, Local Surgeon, Clatskanie.  
 DR. J. L. WOODIN, Local Surgeon, Clatskanie.  
 DR. FRANK E. FOWLER, Local Surgeon, Astoria.  
 DR. O. C. HAGMEIER, Local Surgeon, Seaside.  
 DR. ROLAND D. EBY, Local Surgeon, Vernonia.  
 DR. A. O. PITMAN, Local Surgeon, Hillsboro.  
 DR. GERALD B. SMITH, Local Surgeon, Woodburn.  
 DR. R. E. PURVINE, Local Surgeon, Salem.  
 L. M. BAIN, Local Surgeon, Albany.  
 DR. JOEL C. BOOTH, Local Surgeon, Lebanon.  
 DR. ROBT. LANGMACK, Local Surgeon, Sweet Home.  
 DR. D. G. CLARK, Local Surgeon, Harrisburg.  
 W. H. CHAPMAN, Local Surgeon, Eugene.

### STRETCHERS ARE LOCATED AT FOLLOWING POINTS

Portland.....Baggage Room  
 Portland.....Steam Derrick Outfit  
 Vancouver.....Baggage Room  
 Vancouver.....Steam Derrick Outfit  
 Stevenson.....Station  
 Lyle.....Station  
 Wishram.....Station  
 Wishram.....Steam Derrick Outfit  
 Pasco.....Baggage Room  
 Snake River.....Station  
 Washtucna.....Station  
 Lamont.....Station

Maupin.....Station  
 Metolius.....Station  
 Bend.....Station  
 Astoria.....Station  
 Vernonia.....Station  
 Salem.....Station  
 Albany.....Station

R. C. SCOFFERN, Asst. Superintendent

J. L. MONAHAN, Trainmaster  
 C. F. CROFFUT, Trainmaster  
 R. G. HASKELL, Trainmaster  
 H. M. BATES, Trainmaster  
 R. P. JEFFREY, Trainmaster

F. C. WAGER, Mechanical Superintendent

F. L. WEBER, Chief Dispatcher  
 C. E. BARNES, Master Mechanic  
 W. C. ABBOTT, Traveling Engineer  
 J. M. WASSENAR, Traveling Engineer  
 J. T. CRAINE, Traveling Engineer

Water, Fuel, Turn Tables, Scales, Standard Clocks and Yard Limits, etc.	Station Numbers	Car Capacity		THIRD CLASS		SECOND CLASS		FIRST CLASS		Distance from Spokane	TIME TABLE No. 96		Distance from Portland	FIRST CLASS		SECOND CLASS		THIRD CLASS
		Sidings	Other Tracks	301	275	273	3	1	MAY 26, 1946		4	2		274	276	302		
				Local Freight	Time Freight	Time Freight	Passenger	Passenger	STATIONS		Passenger	Passenger		Time Freight	Time Freight	Local Freight		
		Daily Ex. Sun.	Daily	Daily	Daily	Daily			Daily		Daily	Daily		Daily	Daily Ex. Sun.			
JBWOR YPKXZ	106		Yard	L 6.00AM	L 11.00AM	L 9.30AM	L 1.25PM	L 4.40AM	273.4	DN	... WISHRAM ... X 3.3	106.1	A 12.28PM	A 11.50PM	A 10.00PM	A 3.30AM	A 3.00PM	
P	103	146	36	6.15	11.10	9.40	f 1.30	4.45	276.7	...	Automatic Block	102.8	f 12.21	11.42	9.52	3.20	2.50	
P	94	181	13	6.41	11.26	10.05	f 1.44	4.56	285.5	...	Automatic Block	94.0	f 12.08PM	11.30	9.30	2.55	2.30	
JWTOP	85	80	142	7.10	<sup>4</sup> 11.55AM	10.30	s <sup>302</sup> 2.00	s 5.10	204.2	DN	... NORTH DALLES ... 8.7	85.3	s <sup>275</sup> 1.55AM	s 11.18	9.08	2.30	<sup>3</sup> 2.00	
P	76	131	130	8.01	12.15PM	10.58	s 2.20	f 5.24	303.9	DN	Automatic Block	75.6	s 11.35	s 10.53	8.45	2.03	1.30	
P	73		40	8.15	12.22	11.06	f 2.25		306.8	...	Automatic Block	72.7	f 11.22		8.38	1.55	12.35	
P	71	82	7	8.30	<sup>302</sup> 12.26	<sup>4</sup> 11.18	f 2.28	5.31	308.6	...	Automatic Block	70.9	f <sup>273</sup> 1.18	10.40	8.33	1.50	<sup>275</sup> 12.26	
	66		12	8.48	12.39	11.32	f 2.35	5.38	313.7	...	Automatic Block	65.8	f 11.12	10.33	8.21	1.35	12.10PM	
P	59	180		9.10	12.55	<sup>302</sup> 11.50	2.46	5.47	320.2	...	Automatic Block	59.3	11.04	10.25	8.07	1.17	<sup>273</sup> 11.50AM	
W	58		6	9.16	12.59	11.54AM	f 2.49	5.49	321.8	...	Automatic Block	57.7	f 11.02	10.23	8.02	1.13	11.15	
P	54	79	47	9.35	1.08	12.04PM	s 2.57	5.55	325.7	DN	... STEVENSON ... NS 5.0	53.8	s <sup>302</sup> 10.56	10.18	7.52	1.01	<sup>4</sup> 10.56	
P	49	130	51	<sup>302</sup> 9.59	1.21	12.16	s 3.05	6.02	330.7	D	... NORTH BONNEVILLE ... N 6.0	48.8	s 10.46	10.11	7.40	12.47	<sup>301</sup> 9.59	
WP	43	84	17	<sup>4</sup> 10.35	1.35	12.33	f 3.14	6.10	336.7	N	Automatic Block	42.8	f <sup>301</sup> 10.35	10.04	7.26	12.31	9.25	
P	38		10	10.50	1.48	12.45	f 3.22	6.17	341.7	...	Automatic Block	37.8	f 10.27	9.57	7.13	12.16	9.10	
P	36						f 3.26		343.9	...	Automatic Block	35.6	f 10.23					
P	32	131		11.10	2.01	1.00	f 3.32	6.25	347.3	...	Automatic Block	32.2	f 10.18	9.49	6.59	12.01AM	8.55	
WP	28	107	14	11.33AM	2.12	1.13	f 3.39	6.31	351.9	...	Automatic Block	27.6	f 10.10	9.43	6.48	11.51PM	8.40	
P	24	84	126	12.30PM	2.20	1.21	s 3.45	6.38	355.1	DN	... WASHOUGAL ... 3.2	24.4	s 10.05	9.38	6.40	11.42	8.30	
P	19	142	4	12.43	2.33	1.35	f 3.52	6.45	360.2	...	Automatic Block	19.3	f 9.50	9.31	6.27	11.29	7.30	
P	15	84		12.55	2.45	1.45	3.59	6.52	365.0	...	Automatic Block	14.5	9.44	9.25	6.15	11.15	7.20	
			100	1.00	2.50	1.50	4.03	6.56	367.3	...	Automatic Block	12.2	9.40	9.20	6.08	11.10	7.12	
PWTY BOKXR V ZJ	10		Yard	A 1.10PM	A 3.00PM	A 2.00PM	A 4.10PM	A <sup>302</sup> 7.05AM	369.5	DN	Automatic Block	10.0	L 9.35AM	L 9.15PM	L 6.00PM	L 11.00PM	L <sup>1</sup> 7.05AM	

BETWEEN PORTLAND AND VANCOUVER TRAINS WILL BE GOVERNED BY TERMINALS SUBDIVISION TIME TABLE AND RULES

RWTOK VBPXZJ	0		Yard		A 4.00PM	A 3.00PM			379.5	DN	PORTLAND, Hoyt St. .... O W	0.0				L 5.00PM	L 10.00PM
VJ BKXR	0		Yard				A 4.40PM	A 7.35AM	379.5	DN	PORTLAND, Union Station. VC	0.0	L 9.00AM	L 8.45PM			
				Daily Ex. Sun.	Daily	Daily	Daily	Daily					Daily	Daily	Daily	Daily	Daily Ex. Sun.
				7.10 13.4	4.00 24.0	4.30 21.4	2.45 34.9	2.25 39.8			Time Over District Average Speed Per Hour		2.53 33.3	2.35 37.2	4.00 24.0	4.30 21.4	7.55 12.1

EASTWARD TRAINS ARE SUPERIOR TO TRAINS OF THE SAME CLASS IN THE OPPOSITE DIRECTION

4 Westward

S. P. &amp; S. Ry., VANCOUVER DIVISION—Second Sub-Division

Eastward

Water, Fuel, Wyes, Turn, Tables, Scales, Standard Clocks and Yard Limits, etc.	Station Numbers	Car Capacity		THIRD CLASS	SECOND CLASS	FIRST CLASS		Distance from Spokane	TIME TABLE No. 96			Distance from Portland	FIRST CLASS			SECOND CLASS	THIRD CLASS			
		Sidings	Other Tracks		275	3	1		MAY 26, 1946				4	2	276					
									STATIONS									Passenger	Passenger	Time Freight
									Daily	Daily	Daily									
JWCYT RVBOK XZP	231		Yard		L 2.00 <sup>1</sup> AM	L 10.40 <sup>276</sup> AM	L 1.50 <sup>275</sup> AM	148.2	DN.....PASCO.....PA 1.6	231.3	A 3.45 <sup>1</sup> PM	A 2.40 <sup>2</sup> AM	A 10.30 <sup>3</sup> AM							

BETWEEN S. P. &amp; S. JCT. AND PASCO TRAINS WILL BE GOVERNED BY N. P. RY., IDAHO DIV. TIME TABLE AND RULES

RJ					L 2.10 <sup>AM</sup>	L 10.46 <sup>AM</sup>	L 1.56 <sup>AM</sup>	149.8	..... S. P. & S. JCT. ....	229.7	A 3.40 <sup>PM</sup>	A 2.35 <sup>AM</sup>	A 10.20 <sup>AM</sup>
P	229	167	2		2.12	s 10.48	f 1.57	150.3	D.....KENNEWICK.....KN 0.5	229.2	s 3.38	2.34	10.18
P	224	70	20		2.28 <sup>2</sup>	f 10.55	2.03	155.4	.....FINLEY..... 5.1	224.1	f 3.29	2.28 <sup>275</sup>	10.08
P	220	79	15		2.39	f 11.01	2.08	159.6	.....HOVER..... 4.2	219.9	f 3.22	2.23	10.00
WP	213	150	38		2.55	f 11.10	2.16 <sup>2</sup>	166.1	DN.....YELLEPIT.....PY 6.5	213.4	f 3.12	2.16 <sup>1</sup>	9.48
P	198	151			3.35	f 11.27	2.33	181.3	.....BERRIAN..... 15.2	198.2	f 2.52	1.58	9.19
WP	193	84	14		3.50	s 11.33	2.39	186.6	DN.....PLYMOUTH.....MO 5.3	192.9	s 2.44	1.52	9.09
P	189	147			4.00	f 11.38	2.44	190.6	.....KING..... 4.0	188.9	f 2.38	1.47	9.01
P	181	147	10		4.25	f 11.49 <sup>AM</sup>	2.54	199.0	.....PATERSON..... 8.4	180.5	f 2.27	1.37	8.47
WP	171	147	14		4.50	f 12.01 <sup>PM</sup>	3.07	208.8	D.....WHITCOMB.....W 9.8	170.7	f 2.13	1.25	8.28
P	162		16			f 12.10		217.2	.....ALDERDALE..... 8.4	162.3	f 2.03		
P	158	150			5.19	f 12.15	3.22	221.6	.....McCREDIE..... 4.4	157.9	f 1.58	1.10	8.03
WP	147	150	36		5.55	s 12.28	3.36	232.8	DN.....ROOSEVELT.....RE 11.2	146.7	s 1.45	12.56	7.42
P	141		18		6.14	f 12.35		238.7	.....SUNDALE..... 5.9	140.8	f 1.35		7.30
P	131	149			6.43	f 12.47	3.56	248.9	.....GOODNOE..... 10.2	130.6	f 1.20	12.36	7.12
P	126	80			7.01 <sup>276</sup>	12.52	4.02	253.9	.....TOWAL..... 5.0	125.6	1.10	12.30	7.01 <sup>275</sup>
WP	119	151			7.22	f 1.01 <sup>4</sup>	4.10	260.6	DN.....CLIFFS.....CF 6.7	118.9	f 1.01 <sup>3</sup>	12.22	6.37
P	114	79	15		7.35	s 1.10	4.15	265.2	.....MARYHILL..... 4.6	114.3	s 12.51	12.15	6.25
BWOYR JKXZP	106		Yard		A 8.00 <sup>AM</sup>	A 1.20 <sup>PM</sup>	A 4.25 <sup>AM</sup>	273.4	DN.....WISHRAM.....X 8.2	106.1	L 12.37 <sup>PM</sup>	L 12.01 <sup>AM</sup>	L 6.00 <sup>AM</sup>
					Daily	Daily	Daily				Daily	Daily	Daily
					6.00 20.9	2.40 46.9	2.35 48.5		Time Over District Average Speed Per Hour		3.08 40.0	2.39 47.2	4.30 27.9

EASTWARD TRAINS ARE SUPERIOR TO TRAINS OF THE SAME CLASS IN THE OPPOSITE DIRECTION

Westward

S. P. &amp; S. Ry., VANCOUVER DIVISION—Third Sub-Division

Eastward 5

Water, Fuel, Wires, Turn, Tables, Scales, Standards, Clinks and Yard Limits, etc.	Station Numbers	Car Capacity		THIRD CLASS	SECOND CLASS	FIRST CLASS		Distance from Spokane	TIME TABLE No. 96 MAY 26, 1946		Distance from Portland	FIRST CLASS		SECOND CLASS	THIRD CLASS	
		Siddings	Other Tracks	305		275	15		1	STATIONS		2	16	276	306	
				S. P. & S. Local Freight Mon., Wed., Friday		S. P. & S. Time Freight Daily	N.P. 348 Passenger Daily		S. P. & S. Passenger Daily	S. P. & S. Passenger Daily		N.P. 347 Passenger Daily	S. P. & S. Time Freight Daily	S. P. & S. Local Freight Tue., Thu., Saturday		
WCTB JOKXZ	381		Yard					3.2	DN.....YARDLEY.....YD 3.2	380.7						
RKXB	378		Yard					0.0	DN.SPOKANE (N.P. Depot).SF 8.7	377.5						
JWV								8.7	DN.MARSHALL JCT.(N.P.)MR	368.8						

ON N. P. RY. BETWEEN MARSHALL JUNCTION AND YARDLEY, TRAINS WILL BE GOVERNED BY N. P. RY., IDAHO DIV. TIME TABLE AND RULES

J RBOXX ZWTCP	384		Yard	L 7.00AM				4.8	DN.....HILLYARD (G.N.) HU 4.8	384.3				A 10.00PM		A 275 5.00PM
RCWTB JOKXZ	380		Yard	7.45AM				0.0	DN.SPOKANE (G.N. Depot).PD 2.3	379.5		A 6.50AM				4.15PM

ON G. N. RY. BETWEEN FT. WRIGHT AND HILLYARD, TRAINS WILL BE GOVERNED BY G. N. RY. SPOKANE DIVISION TIME TABLE AND RULES

JIV	377			L 8.00AM		L 6.00PM		L 9.52PM	2.3	DN....FORT WRIGHT...FW 5.9	377.2	A 6.45AM		A 8.45PM		A 4.00PM
P	371	129		8.22		6.15		10.01	8.2	...OVERLOOK..... 3.5	371.3			8.30		3.37
JP	368	78		8.35		6.25		10.07	11.7	DN...SCRIBNER.....SC 7.5	367.8			8.22		3.24
WP	360	78	13	9.01		6.43		10.19	19.2	...SOUTH CHENEY..... 5.5	360.3			8.03		3.09
P	355	120		9.21		6.56		10.27	24.7	.....MOCK..... 5.1	354.8			7.50		2.53
P	350		13	9.40		7.08		10.34	29.8	.....AMBER..... 5.8	349.7	s 6.09		7.37		2.38
P	344	78	23	10.01		7.22		10.42	35.0	.....RODNA..... 8.5	343.9			7.22		2.20
CWOTP	335	EB 139 WB 96	109	10.45		7.50		10.54	44.1	DN.....LAMONT.....A 6.0	335.4	s 5.52		6.55		1.55
P	329		36	11.07		8.02		11.02	50.1	.....ROCKWELL..... 6.0	329.4			6.19		1.12
P	323	129	16	11.28		8.13		11.10	56.1	.....MACALL..... 6.0	323.4			5.59		12.52
P	317		51	11.43AM		8.25		11.18	62.1	.....LANTZ..... 6.2	317.4			5.38		12.33
WP	311	131	31	12.10PM		8.37		11.27	68.3	D.....BENGE.....BN 11.4	311.2	s 5.19		5.17		12.10PM
P	300	130	13	12.40		9.03		11.42	79.7	.....HOOPER..... 8.4	299.8			4.38		11.26AM
CWP	291	EB 77 WB 64	30	1.30		9.23		11.54PM	88.1	DN.....WASHTUCNA....WA 6.3	291.4	s 4.46		4.10		11.01
P	285	80	19	1.50		9.37		12.02AM	94.4	.....SPERRY..... 7.6	285.1			3.46		10.15
P	278	130	85	2.30		9.55		12.13	102.0	D...KAHLOTUS.....K 8.4	277.5	s 4.22		3.22		9.45
WP	269	87	5	2.54		10.16		12.28	110.4	...FARRINGTON..... 6.5	269.1			2.54		9.10
P	263	64		3.09		10.32		12.40	116.9	.....BURR..... 5.7	262.6			2.28		8.50
JV				3.24		10.49		12.50	122.6	.....SNAKE RIVER JCT.... 0.2	256.9			2.06		8.32
P	257	80	60	3.30		10.50		12.51	122.8	DN...SNAKE RIVER.....SR 2.7	256.7	s 3.45		2.05		8.30
P	254	130		3.37		10.56		12.56	125.5	.....VOTAW..... 3.0	254.0			1.55		8.10
P	251	79	20	3.48		11.03		1.01	128.5	.....REDD..... 6.4	251.0	s 3.35		1.45		8.02
WP	245	130	9	4.08		11.18		1.10	134.9	.....LEVEY..... 6.5	244.6			1.24		7.45
P	238	60		4.30		11.33		1.18	141.4	.....MARTINDALE..... 4.6	238.1			1.01		7.27
JP	234			4.45		11.45	L 9.40PM	1.25	146.0	...AINSWORTH JCT... 2.8	233.5		A 4.12AM	12.45		7.15
PZXTCY WRBOK JV	231		Yard	A 5.00PM		A 12.01AM	A 9.55PM	A 1.35AM	148.2	DN...PASCO.....PA	231.3	L 3.00AM	L 4.05AM	L 12.30PM		L 7.00AM
				Mon., Wed., Friday		Daily	Daily	Daily				Daily	Daily	Daily		Tue., Thu., Saturday
				10.0 15.3		7.01 21.8	0.15 11.2	3.50 38.7		Time Over District Average Speed Per Hour		3.50 38.6	0.7 24.0	9.30 16.0		10.0 15.3

Between Pasco and Ainsworth Jct. all trains will be governed by S. P. &amp; S. Ry. Time Table and Rules.

EASTWARD TRAINS ARE SUPERIOR TO TRAINS OF THE SAME CLASS IN THE OPPOSITE DIRECTION



Water, Fuel, Wyes, Turn Tables, Scales, Standard Clocks and Yard Limits, etc.	Station Numbers	Car Capacity		THIRD CLASS			SECOND CLASS	Distance from Bend	TIME TABLE No. 96		Distance from Wishram	SECOND CLASS	THIRD CLASS		
		Sidings	Other Tracks	315	311	313	103		MAY 26, 1946			102	314	310	
				U. P. Mixed	Oregon Trunk Freight	U. P. Mixed	Oregon Trunk Mixed		STATIONS			Oregon Trunk Mixed	U. P. Mixed	Oregon Trunk Freight	
				Sat. Only	Daily	Daily Ex. Sat. & Mon.	Daily		DN.....	BEND.....		Daily	Daily Ex. Sun.	Daily	
JBYOVZ PWRKX	T-151		Yard	L 12.30PM	L 2.00AM	L 12.01AM	L 8.00PM	0.0	DN.....	BEND.....	D	151.5	A 7.00AM	A 7.35AM	A 7.25AM
P	T-144	50	12	12.50	2.17	12.30	f 8.15	7.3	.....	DESCHUTES.....	f	144.2	f 6.40	7.18	7.00
WXP	T-135	101	130	1.15	2.36	1.10	s 8.50	16.5	DN.....	REDMOND.....	RD	135.0	s 6.15	6.57	6.28
JP	T-132	67		1.23	2.42	1.17	s 8.58	19.2	D.....	PRINEVILLE JCT.....	XN	132.3	s 6.06	6.42	6.19
P	T-129	49		1.32	2.47	1.24	s 9.05	22.0	.....	TERREBONNE.....	f	129.5	f 5.57	6.36	6.10
P	T-122	115	24	1.55	3.05	1.45	f 9.25	29.5	.....	OPAL CITY.....	f	122.0	f 5.32	6.20	5.44
P	T-115	49	41	2.15	3.20	2.05	s 9.43	36.6	.....	CULVER.....	s	114.9	s 5.08	6.02	5.20
OTWPX	T-110	100	159	2.28	3.30	2.30	s 9.55	41.3	DN.....	METOLIUS.....	MS	110.2	<sup>310</sup> f 4.55	5.50	<sup>102</sup> f 4.55
	T-108		4					43.9	.....	AGENCY.....	f	107.6			
WP	T-105	51	39	2.42	3.43	2.50	s 10.10	46.3	D.....	MADRAS.....	MD	106.2	s 4.46	5.30	4.25
P	T-100	114	4	3.01	<sup>310-102</sup> 4.05 4.28	3.15	f 10.26	52.0	.....	PAXTON.....	f	99.5	<sup>311</sup> f 4.28	5.10	<sup>311</sup> f 4.05
P	T-94	84	23	3.25	<sup>314</sup> 4.49	<sup>310-102</sup> 3.42 4.05	s 10.41	57.5	D.....	GATEWAY.....	GW	94.0	s 4.05	<sup>311</sup> 4.49	<sup>313</sup> 3.42
PW 1/2 ML W	T-86	22	20	3.50	5.09	<sup>314</sup> 4.25	s 11.03	65.7	N.....	SOUTH JCT.....	SJ	85.8	s 3.44	<sup>313</sup> 4.25	3.18
YP	T-84			3.54	5.13	4.28	11.07	67.5	.....	JERSEY WYE.....	f	84.0	3.39	4.16	3.14
	T-83							68.6	.....	AXFORD.....	f	82.9			
P	T-80	123		4.05	5.21	4.38	f 11.18	71.2	.....	KASKELA.....	f	80.3	f 3.30	4.07	3.04
P	T-75			4.17	5.32	4.52	f 11.31	76.1	N.....	DAVIDSON.....	UN	75.4	f 3.17	3.54	2.51
P	T-74		25	4.22	5.36	4.57	f 11.36	77.9	.....	DANT.....	f	73.6	f 3.12	3.49	2.46
	T-68			4.37	5.50	5.13	f 11.51PM	83.9	.....	FREIDA.....	f	87.6	f 2.57	3.35	2.29
WP	T-64	50		4.48	5.59	5.23	f 12.01AM	87.7	.....	NENA.....	f	83.8	f 2.48	3.25	2.19
P	T-55 A	93		5.10	6.17	5.45	12.25	96.1	.....	CAMBRAI.....	f	55.4	2.27	3.02	1.57
P	T-55		28	5.12	6.19	5.47	s 12.27	96.8	DN.....	MAUPIN.....	AU	54.7	s 2.25	3.00	1.55
WP	T-51		24	5.22	6.28	5.57	f 12.38	100.7	.....	TUSKAN.....	f	50.8	f 2.17	2.50	1.43
P	T-48		31	5.30	6.35	6.05	f 12.48	103.8	.....	SHERAR.....	f	47.7	f 2.11	2.41	1.36
P	T-40	99		5.50	6.53	6.26	f <sup>310</sup> 1.15	111.6	.....	OAKBROOK.....	f	39.9	f 1.55	2.20	<sup>103</sup> 1.15
P	T-31	50		6.15	7.14	6.52	f <sup>102</sup> 1.36	120.9	.....	SINAMOX.....	f	30.6	<sup>103</sup> f 1.36	2.00	12.52
WP	T-26	48		6.26	7.24	7.03	f <sup>314</sup> 1.50	125.2	DN.....	DIKE.....	DI	26.3	f 1.27	<sup>103</sup> 1.50	12.42
P	T-18	118		6.47	7.43	7.26	f 2.09	133.5	.....	LOCKIT.....	f	18.0	f 1.10	1.20	12.21
P	T-12		27	7.04	7.57	7.43	f 2.25	139.9	.....	KLOAN.....	f	11.6	f 12.56	1.06	12.05AM
P	T- 6	90		7.19	8.10	7.59	f 2.40	145.8	.....	MOODY.....	f	5.7	f 12.43	12.54	11.52PM
	T-2A						2.46	149.2	.....	CELILO.....	f	2.3	f 12.35		
VXJP	T- 2			A 7.30PM	8.20	A 8.10AM	2.48	150.0	N.....	O. T. JCT.....	VO	1.5	12.33	L 12.44AM	11.40
JBWOP RKXZY	106		Yard		A 8.30AM		A 3.00AM	151.5	DN.....	WISHRAM.....	X	0.0	L 12.30AM		L 11.30PM
				Sat. Only	Daily	Daily Ex. Sat. & Mon.	Daily						Daily	Daily Ex. Sun.	Daily
				7.00 21.2	6.30 24.8	8.09 19.7	7.00 21.6			Time Over District Average Speed Per Hour			6.30 25.6	6.51 21.9	7.55 19.0

EASTWARD TRAINS ARE SUPERIOR TO TRAINS OF THE SAME CLASS IN THE OPPOSITE DIRECTION

8 Westward

S. P. & S. Ry., PORTLAND DIVISION—First Sub-Division

Station Numbers	Car Capacity		THIRD CLASS				SECOND CLASS		FIRST CLASS		Distance from Portland	TIME TABLE No. 96 MAY 26, 1946
	Sidings	Other Tracks	327	361	325	395	293	231	21			
			Local Freight	Local Freight	Freight	Local Freight	Freight	Freight	Passenger			
			Daily Ex. Saturday	Mon., Wed., Friday	Daily	Daily Ex. Saturday	Daily Ex. Saturday	Daily Ex. Saturday	Daily		STATIONS	
0		Yard							L 8.00AM	0.0	DN PORTLAND, Union Sta. VC	
0		Yard	L 8.15PM	L 10.30AM	L 7.05AM	L 5.00AM	L 11.35PM	L 6.40PM		0.0	DN PORTLAND, Hoyt St. OW 4.3	

BETWEEN PORTLAND AND WILLBRIDGE TRAINS WILL BE GOVERNED BY TERMINALS SUB-DIVISION TIME TABLE AND RULES

4		Yard	L 8.30PM	L <sup>396</sup> 10.50AM	L 7.25AM	L 5.20AM	L 11.50PM	L 7.00PM	L 8.10AM	4.3	DN.... WILLBRIDGE.... BR
A7	28	263	8.40	11.00	7.33	5.30	11.58PM	7.10	f 8.16	7.3	D..... LINNTON..... IN
A10			A 8.50PM	A 11.10AM	A 7.40AM	5.40	<sup>230</sup> 12.06AM	<sup>294</sup> A 7.20PM	8.22	10.0	..... UNITED JCT.....
A11						5.42	12.08		8.25	10.5	DN..... RIVER JCT..... RJ
A13	29					5.52	12.13		8.29	12.6	..... HOLBROOK.....
A20	34	33				6.20	12.30		s 8.45	19.9	D..... SCAPOOSE..... SQ
A24		19W				6.31	12.42		f 8.54	24.3	..... WARREN.....
A28	52	20				6.45	12.50		s 9.03	27.6	DN..... ST. HELENS..... H
A30									f 9.09	30.0	..... COLUMBIA CITY.....
A31	43					6.55	1.01		<sup>396</sup> 9.13	31.3	..... WATERVIEW.....
A33		11W				7.02			f 9.18	33.2	..... DEER ISLAND.....
A39	20	60				7.25	1.22		s 9.31	39.4	..... GOBLE.....
A42		16E				7.33	1.30		f 9.37	42.2	..... PRESCOTT.....
A46		8				7.45	1.39		s 9.47	45.8	D..... RAINIER..... RA
A47	53					<sup>396</sup> 8.01	1.41		9.49	46.8	..... AVON.....
A50	50	13				8.20	2.05		s 10.12	55.8	..... MAYGER.....
A58									f 10.16	58.0	..... LOCODA.....
A59		15W				8.35	2.14		s 10.20	59.3	..... QUINCY.....
A62	45	67				8.45	2.22		s 10.28	62.2	DN..... CLATSKANIE..... CN
A67	54	10W				8.57	2.33		f 10.38	66.6	..... MARSHLAND.....
A71	29	41				9.12	2.45		s 10.49	71.2	..... WESTPORT.....
A74		50				9.30	2.52		s 10.55	73.5	..... WAUNA.....
A77		14				9.50	2.59		f 11.02	76.8	..... BRADWOOD.....
A78	43					9.58	3.04		f 11.07	78.4	..... CLIFTON.....
A83		2E				10.28	3.16		f 11.18	83.3	..... BROWNSMEAD.....
A85									f 11.24	84.9	..... BLIND SLOUGH.....
A87	20	4W				10.42	3.26		f 11.28	86.5	..... KNAPPA.....
A90	41	2W				10.58	3.35		s 11.37	90.2	..... SVENSEN.....
A95	34					11.20	3.48		f 11.50AM	95.4	..... VAN DUSEN.....
A100		Yard				A 11.50AM	<sup>396</sup> A 4.00AM		s 12.10PM	99.7	D..... ASTORIA..... RO
A106		22							s 12.29	105.6	..... WARRENTON.....
A108		31							f 12.36	108.3	..... CAMP CLATSOP.....
A116									f 12.52	115.7	..... GEARHART.....
A118		73							A 1.00PM	118.0	D..... SEASIDE..... SD
			Daily Ex. Saturday	Mon., Wed., Friday	Daily	Daily Ex. Sat.	Daily Ex. Sat.	Daily Ex. Saturday	Daily		
			0.35	0.40	0.35	6.50	4.25	0.40	5.00		
			17.1	15.0	17.1	14.6	22.6	15.0	23.6		

Time Over District  
Average Speed per Hour

Eastward trains are superior to trains of the same class in the opposite direction. Except No. 21 is superior to No. 22



S. P. & S. Ry., PORTLAND DIVISION—First Sub-Division

Eastward 9

TIME TABLE No. 96 MAY 26, 1946	Distance from Seaside	FIRST CLASS		SECOND CLASS			THIRD CLASS				Water, Wyes, Turn- tables, Fuel, Scales, Standard Clocks, Bul- letin Boards, Register and Yard Limits	
		22		294	230		328	396	362	326		
		Passenger		Freight	Freight		Local Freight	Local Freight	Local Freight	Freight		
		Daily		Daily Ex. Sunday	Daily Ex. Monday		Daily Ex. Monday	Daily Ex. Sunday	Tue., Thu., Saturday	Daily		
DN. PORTLAND, Union Sta.. VC	118.0	A 6.45PM										VJBK XRP
DN. PORTLAND, Hoyt St... OW 4.3	118.0			A 8.15PM	A 12.45AM		A 1.15AM	A 11.10AM	A 1.10PM	A 1.40PM		VWTOJ BKXRZP

BETWEEN PORTLAND AND WILLBRIDGE TRAINS WILL BE GOVERNED BY TERMINALS SUB-DIVISION TIME TABLE AND RULES

STATIONS	Distance from Seaside	Class	Time	Class	Time	Class	Time	Class	Time	Notes				
DN..... WILLBRIDGE..... BE	113.7	A	6.31PM	A	7.55PM	A	12.25AM	A	12.55AM	361 A 10.50AM	JRXI P			
D..... LINNTON..... IN	110.7	f	6.24		7.43	12.17			12.45	10.40	12.40	1.10		XP
..... UNITED JCT.....	108.0		6.18		231 7.34	293 12.10AM			L 12.35AM	10.30	L 12.30PM	L 1.00PM		JPX
DN..... RIVER JCT..... RJ	107.5		6.16		7.32					10.28				PX
..... HOLBROOK.....	105.4		6.12		7.25					10.20				
D..... SCAPPOOSE..... SQ	98.1	s	5.55		7.07					10.02				
..... WARREN.....	93.7	f	5.45		6.57					9.50				
DN..... ST. HELENS..... H	90.4	s	5.38		6.47					9.38				W
..... COLUMBIA CITY.....	88.0	f	5.31											
..... WATERVIEW.....	86.7		5.29		6.39					21 9.13				
..... DEER ISLAND.....	84.8	f	5.25		6.35					8.53				
..... GOBLE.....	78.6	s	5.11		6.22					8.34				XP
..... PRESCOTT.....	75.8	f	5.05		6.15					8.20				W 1.2 MI. West
D..... RAINIER..... RA	72.2	s	4.57		6.07					8.06				XP
..... AVON.....	71.2		4.53		6.04					395 8.01				X
..... MAYGER.....	62.2	f	4.34		5.42					7.37				P
..... LOCODA.....	60.0	f	4.30											
..... QUINCY.....	58.7	f	4.27		5.35					7.23				
DN..... CLATSKANIE..... CN	55.8	s	4.21		5.29					7.13				P
..... MARSHLAND.....	51.4	f	4.11		5.18					6.53				
..... WESTPORT.....	46.8	s	4.01		5.08					6.30				WP
..... WAUNA.....	44.5	s	3.55		5.03					5.55				
..... BRADWOOD.....	41.2	f	3.49		4.56					5.30				P
..... CLIFTON.....	39.6	f	3.45		4.52					4.54				P
..... BROWNSMEAD.....	34.7	f	3.36		4.42					4.44				
..... BLIND SLOUGH.....	33.1	f	3.32											
..... KNAPPA.....	31.5	f	3.28		4.33					4.35				P
..... SVENSEN.....	27.8	f	3.20		4.25					4.25				
..... VAN DUSEN.....	22.6	f	3.10		4.12					4.15				
D..... ASTORIA..... RO	18.3	s	3.00		L 4.00PM					293 L 4.00AM				WTOZP BKXR
..... WARRENTON.....	12.4	s	2.30											JYX
..... CAMP CLATSOP.....	9.7	f	2.23											
..... GEARHART.....	2.3	f	2.05											
D..... SEASIDE..... SD	0.0	L	2.00PM											BWY KXR
		Daily		Daily Ex. Sunday	Daily Ex. Monday		Daily Ex. Monday	Daily Ex. Sunday	Tue., Thu., Saturday	Daily				
Time Over District		4.45		4.15	0.35		0.40	7.10	0.40	0.40				
Average Speed per Hour		25.0		23.5	17.1		15.0	13.8	15.0	15.0				

Eastward trains are superior to trains of the same class in the opposite direction. Except No. 21 is superior to No. 22

10 Westward

## S. P. &amp; S. Ry., PORTLAND DIVISION—Second Sub-Division

Eastward

Water, Wyes, Turntables, Fuel, Scales, Standard Clocks, Bul.-Bds., Register, Yard Limits	Station Numbers	Car Capacity		Distance from Warrenton	TIME TABLE No. 96 MAY 26, 1946	Distance from Fort Stevens
		Sidings	Other Tracks			
JXYR	A106		22	0.0	.....WARRENTON.....	3.8
	FS2		35	1.8	1.8 .....FLAVEL.....	2.0
X	FS4			3.8	2.0 .....FORT STEVENS.....	0.0
				Time Over District Average Speed per Hour		

EASTWARD TRAINS ARE SUPERIOR TO TRAINS OF THE SAME CLASS IN THE OPPOSITE DIRECTION

Westward

## S. P. &amp; S. Ry., PORTLAND DIVISION—Third Sub-Division

Eastward

Water, Wyes, Turntables, Fuel, Scales, Standard Clocks, Bul.-Bds., Register, Yard Limits	Station Numbers	Car Capacity		Distance from Wilkesboro	TIME TABLE No. 96 MAY 26, 1946	Distance from Glenwood
		Sidings	Other Tracks			
XPRJ	U26		22	0.0	.....WILKESBORO.....	12.9
X	R1		24	1.2	1.2 .....PENGRA.....	11.7
WP	R9			8.9	7.7 .....WASHBURN.....	4.0
	R12		12E	11.7	2.8 .....GRAY'S SPUR.....	1.2
XP	R13		Yard	12.9	1.2 .....GLENWOOD.....	0.0
				Time Over District Average Speed per Hour		

EASTWARD TRAINS ARE SUPERIOR TO TRAINS OF THE SAME CLASS IN THE OPPOSITE DIRECTION

Westward

S. P. &amp; S. Ry., PORTLAND DIVISION—Fourth Sub-Division

Eastward 11

Water, Wyes, Turntables, Fuel, Scales, Standard Clocks, Bulb-Registers, Yard Limits	Station Numbers	Car Capacity		THIRD CLASS			SECOND CLASS		Distance from Portland	TIME TABLE No. 96 MAY 26, 1946				Distance from Keasey	SECOND CLASS		THIRD CLASS		
		Sldings	Other Tracks	327	361	325		231		STATIONS	230		362		326	328			
				Local Freight	Local Freight	Freight		Freight			Freight	Local Freight	Freight		Local Freight				
				Daily Ex. Saturday	Mon., Wed., Friday	Daily		Daily Ex. Saturday			Daily Ex. Sun.	Tue., Thu., Saturday	Daily		Daily Ex. Sunday				
XPJ	A10			L 8.50PM	L 11.10AM	L 7.40AM		L 7.20PM	10.0	..... UNITED JCT.....	47.0	A 12.10AM		A 12.30PM	A 1.00PM	A 12.35AM			
OWXP	NB10		Yard						10.0	..... RAFTON.....	47.0								
JPX	U10			8.53	11.13	7.45		7.23	10.5	DN..... RIVER JCT..... EJ	46.5	12.04		12.26	12.54	12.29			
	U10A		31W	8.56	11.16	7.50		7.26	11.0	..... BAN SPUR.....	46.0	12.01AM		12.23	12.51	12.26			
P	U12	4	11W	9.00	11.20	7.55		7.30	11.7	..... BURLINGTON.....	45.3	11.58PM		12.20	12.48	12.23			
	U13		2W	9.08	11.28	8.01		7.38	13.4	..... FALKENBURG.....	43.6	11.48		12.15	12.38	12.13			
P	U14		6E	9.10	11.30	8.05		7.41	13.9	..... TUNNEL SPUR.....	43.1	11.43		12.09PM	12.33	12.08AM			
P	U15		5W	9.20	11.40	8.15		7.51	15.5	..... ROCKTON.....	41.5	11.33		11.59AM	12.23	11.58PM			
	U16		9W	9.22	11.42	8.19		7.53	15.9	..... CULLITON.....	41.1	11.30		11.56	12.20	11.55			
JXPR	U17		5E	A 9.30PM	11.50AM	A 8.30AM		A 8.00PM	17.1	DN..... BOWERS JCT..... BJ	39.9	L 11.20PM		11.50	L 12.10PM	L 11.45PM			
PW 2750' E.	U22	47	17E		12.20PM				21.9	D..... NORTH PLAINS.... NP	35.1			11.10					
	U23		26		12.25				23.3	..... VADIS.....	33.7			10.50					
	U25		11E		12.35				25.5	..... CHRISTIE.....	31.5			10.40					
JXPR	U26		12		12.40				26.4	..... WILKESBORO.....	30.6			10.35					
XP	U28	32	22		12.45				27.5	..... BANKS.....	29.5			10.29					
WP	U32	30	7		1.05				31.7	..... MANNING.....	25.3			10.09					
P	U39	31			1.40				38.8	..... TOPHILL.....	18.2			9.44					
WP	U43	29			2.01				43.1	..... BRAUN.....	13.9			9.25					
BYK XPR	U49		Yard		A 2.30PM				48.5	D..... VERNONIA..... VN	8.5		L 9.00AM						
WX	U57		52						57.0	..... KEASEY..... (County Line End of Track)	0.0								
				Daily Ex. Saturday	Mon., Wed., Friday	Daily		Daily Ex. Saturday				Daily Ex. Sun.		Tue., Thu., Saturday	Daily	Daily Ex. Sunday			
				0.40 10.6	3.20 11.5	0.50 8.5		0.40 10.6		Time Over District Average Speed per Hour		0.50 8.5		3.30 11.0	0.50 8.5	0.50 8.5			

EASTWARD TRAINS ARE SUPERIOR TO TRAINS OF THE SAME CLASS IN THE OPPOSITE DIRECTION

At Bowers Junction all westward trains to and eastward trains from  
O.E. Ry. First Sub-division will register by Ticket per Rule 83-A.  
Eastward trains from Fourth Sub-Division will not register.

12 Westward

## Oregon Electric Ry.—FIRST SUB-DIVISION

Eastward

Water, Ways, Turn- tables, Fuel, Scales, Standard Clocks, Bul- letin Boards, Register and Yard Limits	Station Numbers	Car Capacity		THIRD CLASS		SECOND CLASS		Distance from Portland	TIME TABLE No. 96 MAY 26, 1946		Distance from Eugene	SECOND CLASS		THIRD CLASS			
		Sidings	Other Tracks						STATIONS								
				327		231			Freight	Freight		Freight	Freight	Daily Ex. Saturday	Daily Ex. Sunday	326	328
				Local Freight	Freight	Daily Ex. Saturday	Daily										
JRXP	U17		5E	L 9.30PM	L 8.30AM	L 8.00PM	17.1	DN..... BOWERS JCT..... BJ	125.7	A11.20PM		A12.10PM	A11.45PM				
	E21	46		9.38	8.45	8.08	20.9	..... MERLE.....	121.9	11.05		11.50AM	11.30				
YPXJ	E22			9.40	8.48	8.10	21.5	..... FOREST GROVE JCT.....	121.3	<sup>328</sup> 11.02		11.45	<sup>320</sup> 11.25				
X		77		<sup>328</sup> 9.56	9.06	8.26	26.7	..... BEAVERTON SIDING.....	116.1	10.46		11.29	<sup>327</sup> 9.56				
XWP	E28		33	10.00	9.10	8.30	27.6	..... BEAVERTON.....	115.2	10.42		11.25	9.50				
JVP	E28A			10.03PM	9.12AM	8.32PM	28.1	..... BEBURG.....	114.7	10.40PM		11.15AM	9.45PM				

BETWEEN BEBURG AND GRETON TRAINS WILL BE GOVERNED BY SOUTHERN PACIFIC CO. TIME TABLE AND RULES

JVP	E31			10.18PM	9.28AM	8.48PM	31.2	..... GRETON.....	111.6	10.22PM		10.55AM	9.30PM
PX	E32	77	9	<sup>230</sup> 10.20	9.30	8.50	32.1	DN..... TIGARD..... RD	110.7	<sup>327</sup> 10.20		10.53	9.27
P	E36		10	10.30	9.40	9.00	36.1	..... TUALATIN.....	106.7	9.57		10.41	9.15
P	E39	19		10.40	9.47	<sup>328</sup> 9.07	39.0	..... TONQUIN.....	103.8	9.48		10.32	<sup>231</sup> 9.07
P	E43	21	7	10.55	9.57	9.17	43.0	..... WILSONVILLE.....	99.8	9.33		10.20	8.53
P	E45	76		11.05	<sup>326</sup> 10.05	<sup>230</sup> 9.25	45.4	..... CURTIS.....	97.4	<sup>231</sup> 9.25		<sup>325</sup> 10.05	8.45
P	E49	17	17	11.17	10.15	9.35	49.1	..... DONALD.....	93.7	9.10		9.47	8.35
WP	E55	75	6E	11.35	10.35	9.50	54.5	D..... WEST WOODBURN... RN	88.3	8.54		9.30	8.20
	E57		9E	11.45PM	10.45	9.57	57.4	..... ST. LOUIS.....	85.4	8.47		9.15	8.04
	E63	9	6W	12.05AM	11.05	10.15	63.1	..... HOPMERE.....	79.7	8.34		8.55	7.49
P	E64		8	12.08	11.07	10.18	64.1	..... QUINABY.....	78.7	8.32		8.52	7.46
PX	E69	80		12.28	11.17	10.33	68.6	..... BUSH.....	74.2	8.20		8.40	7.31
WVBPXK	E71		227	12.43	11.25	10.45	71.2	DN..... SALEM..... SA	71.6	8.10		8.30	7.15
PX	E73	52		1.01	11.35	10.50	72.8	..... MINTO.....	70.0	8.05		8.25	7.05
P	E80		11E 5W	1.26	11.55AM	11.13	79.9	..... ORVILLE.....	62.9	7.45		7.52	6.44
P	E85	74	7E	1.46	12.05PM	11.28	84.8	..... SIDNEY.....	68.0	7.35		7.37	6.32
	E88		17W	1.56	12.15	11.36	87.9	..... TALBOT.....	54.9	7.28		7.27	6.24
	E91		15W	2.06	12.25	11.44	90.8	..... DEVER.....	52.0	7.22		7.18	6.17
XBRP TKWOJ	E97		Yard	A 2.30AM	A12.45PM	12.01AM	96.5	DN..... ALBANY YARD..... YD.	46.3	7.10		L 7.00AM	L 6.00PM
VXP	E98		Yard			12.15	97.8	..... ALBANY.....	45.0	6.50			
P	E111		12E			12.47	111.1	..... FAYETTEVILLE.....	31.7	6.23			
	E114		5E			12.52	113.8	..... POTTER.....	29.0	6.18			
	E116	6				12.56	116.1	..... TULSA.....	28.7	6.14			
P	E124		28E			1.10	124.2	..... HARRISBURG.....	18.6	6.00			
P	E129		58			1.20	128.7	D..... JUNCTION CITY... JC	14.1	5.50			
	E133		6E			1.28	133.4	..... MEADOW VIEW.....	9.4	5.42			
	E135		9			1.31	135.0	..... AWBREY.....	7.8	5.39			
	E136		11E 10E			1.33	136.1	..... ENID.....	6.7	5.37			
BKXR YPV	E143		Yard			A 2.00AM	142.8	D..... EUGENE..... G	0.0	L 5.00PM			
				Daily Ex. Saturday	Daily	Daily Ex. Saturday				Daily Ex. Sunday		Daily	Daily Ex. Sunday
				5.00 15.9	4.15 18.7	6.00 20.9		Time Over District Average Speed per Hour		6.20 19.8		5.10 15.4	5.45 17.0

EASTWARD TRAINS ARE SUPERIOR TO TRAINS OF THE SAME CLASS IN THE OPPOSITE DIRECTION

Water, Wyes, Turntables, Fuel, Seales, Standard Clocks, Bulletin Boards, Register and Yard Limits	Station Numbers	Car Capacity		Distance from Forest Grove Junction	TIME TABLE No. 96 MAY 26, 1946		Distance from Forest Grove
		Sidings	Other Tracks		STATIONS		
JYPX	E22			0.0	..... FOREST GROVE JCT.....	10.6	
X	F1	11		0.8	..... ORENCO.....	9.8	
	F3		7E	2.9	..... SEWELL.....	7.7	
P	F5	6	37	4.5	D..... HILLSBORO..... BO	6.1	
	F8		4	7.9	..... CORNELIUS.....	2.7	
	F11		17	10.6	..... FOREST GROVE.....	0.0	
					Time Over District Average Speed per Hour		

Eastward trains are superior to trains of the same class in the opposite direction.

Water, Wyes, Turntables, Fuel, Seales, Standard Clocks, Bulletin Boards, Register and Yard Limits	Station Numbers	Car Capacity		Distance from Albany Yard	TIME TABLE No. 96 MAY 26, 1946		Distance from Foster
		Sidings	Other Tracks		STATIONS		
KBXP WOR	E97		Yard	0.0	DN..... ALBANY YARD..... YD	31.2	
JV				0.9	..... S. P. CONN. ALBANY.....	30.3	
					13.6		

Between S. P. Conn. Albany and Lebanon Conn. with O. E. Third Sub-Division Trains Will Be Governed By S. P. Co. Portland Division Time Tables and Rules

WPJV	S14		20	14.5	DN..... LEBANON..... BA	16.7	
	S15	10			O. E. Conn.		
				14.8	..... LEBANON.....	16.4	
					(O. E. Siding)		
PX	S16	70	149	15.9	D..... WELDWOOD..... V	15.3	
					4.3		
P	S20		2	20.2	..... WATERLOO.....	11.0	
					1.9		
	S22		10	22.1	..... NYE.....	9.1	
					2.2		
	S24		13	24.3	..... NARROWS.....	6.9	
					4.5		
PWYO RBXJ	S29		Yard	28.8	DN..... SWEET HOME..... SW	2.4	
					2.4		
	S31		222	31.2	..... FOSTER.....	0.0	
					Time Over District Average Speed per Hour		

Eastward trains are superior to trains of the same class in the opposite direction.

Water, Wyes, Turntables, Fuel, Seales, Standard Clocks, Bulletin Boards, Register and Yard Limits	Station Numbers	Car Capacity		Distance from Sweet Home	TIME TABLE No. 96 MAY 26, 1946		Distance from Dollar
		Sidings	Other Tracks		STATIONS		
PWYRB XOJ	S29		Yard	0.0	DN..... SWEET HOME..... SW	15.5	
	H6		18W	6.4	..... HOLLEY.....	9.1	
	H8		10	8.1	..... CALAPOOYA.....	7.4	
					2.4		
	H10		30	10.5	..... RYAN.....	5.0	
					1.3		
	H12		9E	11.8	..... MITCHELL.....	3.7	
					2.1		
	H14		49	13.9	..... WOODRAFFE SIDING.....	1.6	
					1.6		
W 0.9 M. E	H16		Yard	15.5	..... DOLLAR.....	0.0	
					Time Over District Average Speed per Hour		

Eastward trains are superior to trains of the same class in the opposite direction.

## VANCOUVER DIVISION

## SPECIAL STOPS

**No. 1** will stop at any station to discharge revenue passengers from Spokane or east of Spokane; will stop at any station between Spokane and Pasco to pick up revenue passengers for Vancouver and Portland when advance arrangements are made for it with Agents.

**No. 1** will stop at Hooper to discharge revenue passengers and will exchange passengers locally between stations Spokane and Pasco where scheduled to stop. Will stop at Maryhill for revenue passengers for Bingen-White Salmon, Vancouver and Portland, and will stop at Stevenson for revenue passengers for Vancouver and Portland.

**No. 1** will stop at Camas to discharge revenue passengers from Pasco or east thereof, when advance arrangements are made with Agents or Conductors.

**No. 2** will stop at any station to pick up revenue passengers for Spokane or east of Spokane, and at Camas to pick up passengers for Pasco and East when advance arrangements are made for it with Agents; will stop at Stevenson to discharge revenue passengers from Portland and Vancouver; will stop at Maryhill to discharge revenue passengers from Portland, Vancouver and Bingen-White Salmon; will stop at any station between Pasco and Spokane to discharge revenue passengers from Portland and Vancouver; will stop at Hooper daily except Sunday, and will exchange passengers locally between stations Pasco and Spokane where scheduled to stop.

**No. 2** will stop at Camas to pick up revenue passengers for Pasco or east thereof, when advance arrangements are made with Agents or Conductors.

**Nos. 3 and 4** will stop on flag at Moonax, M. P. 152.6, to pick up or discharge passengers.

**Nos. 120 and 121** will stop on flag at Klickitat Springs, M. P. 15.8.

U. S. Mail for dispatch at Redd may be taken through to Pasco for return movement on **No. 2** if **No. 1** is not too late to make connection at Pasco. Otherwise **No. 1** will stop at Redd to dispatch it.

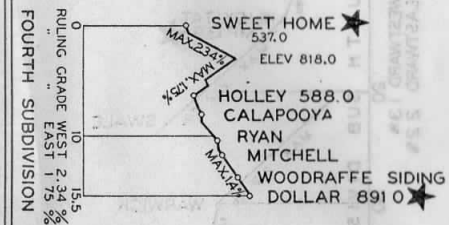
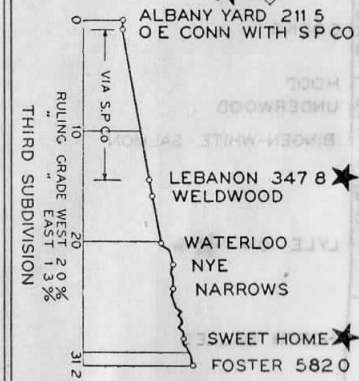
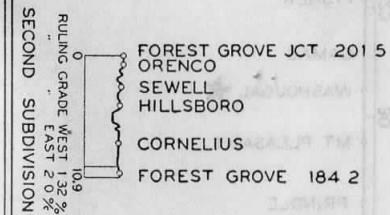
When **No. 1** will not reach Vancouver by 9:15 A.M. back-haul U. S. Mail for **No. 4** will be dispatched at Stevenson and placed in freight house.

## PORTLAND DIVISION

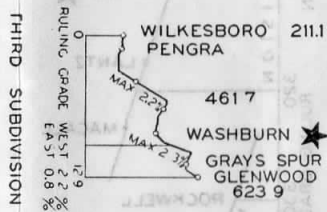
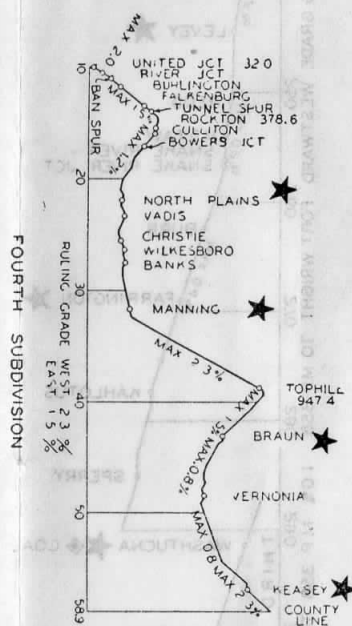
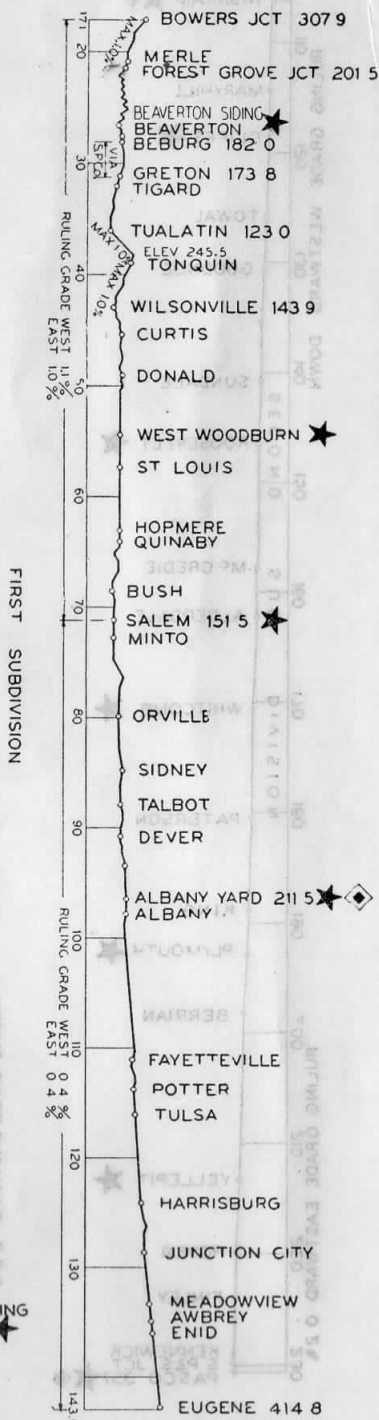
## SPECIAL STOPS

**Nos. 21 and 22** will stop on flag to receive or discharge passengers at Ivy, Woodson, Neawanna and West.





OREGON ELECTRIC RAILWAY CO



S P & S RY - PORTLAND DIVISION

