

SPOKANE, PORTLAND & SEATTLE RAILWAY CO.

Vancouver and Portland Divisions

**OREGON TRUNK RAILWAY
OREGON ELECTRIC RAILWAY COMPANY**

TIME TABLE No. 95

To be used in conjunction with
Current Special Instruction Book

To Take Effect at 12:01 A. M.
Pacific Time

SUNDAY, APRIL 21, 1946

Superseding Time Table No. 94

For the government of employees only. The Company reserves the right to vary therefrom at pleasure. Be positive that you have the Current Time Table and destroy all previous numbers. Read carefully the Special Instructions and always carry a copy for reference and a copy of TRANSPORTATION RULES.

**E. H. SHOWALTER, Superintendent
T. F. DIXON, Vice-Pres. & Genl. Mgr.**

LIST OF SURGEONS AND MEDICAL DEPARTMENT INSTRUCTIONS

Surgeons will attend, when called upon officially, to all cases of accident occurring to employes or passengers. In cases of sickness it is the intention to limit medical service to the locality or town where a surgeon resides, unless some urgent necessity exists, for which distinct official authority must be had in accordance with established regulations. Railway officials are required to call on the nearest authorized surgeons whenever practicable, when surgical or medical services are needed. When such are accessible, no responsibility will be assumed for bills for medical services rendered by any other physician. In the event of a sudden emergency, arising from accident, if necessary, proper surgical aid should be procured until the arrival of a regularly appointed surgeon, when the case should be placed in his charge, and in no case should the services of any but an authorized company surgeon be continued after such surgeon is able to assume charge of the case.

Boarding and nursing are furnished only at hospitals with which arrangements have been made. No responsibility will be assumed for bills incurred elsewhere unless specially authorized or approved by the Chief Surgeon.

SURGEONS

DR. CHAS. C. NEWCASTLE, Chief Surgeon {—318 Mayer Building, Portland.
 {—Telephone BEacon 5070; if no answer call ATwater 4175.

DR. P. L. HEITMEYER, Asst. Surgeon {—318 Mayer Building, Portland.
 {—Telephone BEacon 5070.

DR. R. D. WISWALL, Local Surgeon, Vancouver
 DR. W. B. McMAKIN, Local Surgeon, Camas.
 DR. H. L. ELDRIDGE, Local Surgeon, Washougal.
 DR. J. E. STRAIN, North Bonneville.
 DR. T. G. LATHROP, Local Surgeon, Bingen-White Salmon.
 DR. ROSSER P. ATKINSON, Local Surgeon, Goldendale.
 DR. W. F. SHORTS, Local Surgeon, Wishram.
 DR. G. J. VOTAVA, Local Surgeon, Pasco.
 DR. JOSEPH L. GREENWELL, Local Surgeon, Pasco.
 DR. E. H. HOPKINS, Washtucna.
 DR. E. R. NORTHROP, Local Surgeon, Spokane.
 DR. R. W. HENDERSHOTT, Local Surgeon, Bend.

DR. JOHN BARTON, Local Surgeon, St. Helens.
 DR. M. A. KENNEY, Local Surgeon, Rainier.
 DR. PAUL H. STARR, Local Surgeon, Clatskanie.
 DR. J. L. WOODIN, Local Surgeon, Clatskanie.
 DR. FRANK E. FOWLER, Local Surgeon, Astoria.
 DR. O. C. HAGMEIER, Local Surgeon, Seaside.
 DR. ROLAND D. EBY, Local Surgeon, Vernonia.
 DR. A. O. PITMAN, Local Surgeon, Hillsboro.
 DR. GERALD B. SMITH, Local Surgeon, Woodburn.
 DR. HUGH A. DOWD, Local Surgeon, Salem.
 L. M. BAIN, Local Surgeon, Albany.
 DR. JOEL C. BOOTH, Local Surgeon, Lebanon.
 DR. ROBT. LANGMACK, Local Surgeon, Sweet Home.
 DR. D. G. CLARK, Local Surgeon, Harrisburg.
 W. H. CHAPMAN, Local Surgeon, Eugene.

STRETCHERS ARE LOCATED AT FOLLOWING POINTS

Portland.....Baggage Room
 Vancouver.....Baggage Room
 Vancouver.....Steam Derrick Outfit
 Stevenson.....Station
 Lyle.....Station
 Wishram.....Station
 Wishram.....Steam Derrick Outfit
 Pasco.....Baggage Room
 Snake River.....Station
 Washtucna.....Station
 Lamont.....Station

Maupin.....Station
 Metolius.....Station
 Bend.....Station

Astoria.....Station
 Vernonia.....Station
 Salem.....Station
 Albany.....Station

R. C. SCOFFERN, Asst. Superintendent

J. L. MONAHAN, Trainmaster

C. F. CROFFUT, Trainmaster

R. G. HASKELL, Trainmaster

H. M. BATES, Trainmaster

R. P. JEFFREY, Trainmaster

F. C. WAGER, Mechanical Superintendent

F. L. WEBER, Chief Dispatcher

C. E. BARNES, Master Mechanic

W. C. ABBOTT, Traveling Engineer

J. M. WASSENAR, Traveling Engineer

J. T. CRAINE, Traveling Engineer

| Water, Fuel, Wyes, Turn Tables, Scales, Standard Clocks and Yard Limits, etc. | Station Numbers | Car Capacity | | THIRD CLASS | | | SECOND CLASS | | FIRST CLASS | | Distance from Spokane | TIME TABLE No. 95 | | Distance from Portland | FIRST CLASS | | SECOND CLASS | | THIRD CLASS |
|---|-----------------|--------------|--------------|---------------------|----------------------|----------------------|-----------------------|-------------------------|----------------|-----------------|-----------------------|-------------------|-----------|--------------------------|--------------|--------------|----------------|------------------------|-------------|
| | | Sidings | Other Tracks | 301 | 275 | 273 | 3 | 1 | APRIL 21, 1946 | | | 4 | 2 | | 276 | 274 | 302 | | |
| | | | | Local Freight | Time Freight | Time Freight | Passenger | Passenger | STATIONS | | | Passenger | Passenger | | Time Freight | Time Freight | Local Freight | | |
| | | | | Daily Ex. Sun. | Daily | Daily | Daily | Daily | | | | Daily | Daily | | Daily | Daily | Daily Ex. Sun. | | |
| JBWOR YPKXZ | 106 | | Yard | L 6.00AM | L 11.00AM | L 9.30AM | L 1.35PM | L 4.40AM | 273.4 | DN | WISHERAM | X | 106.1 | A 12.25PM | A 11.00PM | A 3.30AM | A 10.00PM | A 3.00PM | |
| P | 108 | 146 | 36 | 6.15 | 11.10 | 9.40 | f 1.40 | 4.45 | 276.7 | Automatic Block | AVERY | | 102.8 | f 12.18 | 10.53 | 3.20 | 9.52 | 2.50 | |
| P | 94 | 131 | 13 | 6.41 | 11.26 | 10.05 | f 1.54 | 4.56 | 285.5 | Automatic Block | NORTHDALES | | 94.0 | f 12.04PM | 10.42 | 2.55 | 9.30 | 2.30 | |
| JWTOP | 85 | 80 | 142 | 7.10 | ⁴ 11.51AM | 10.30 | s ³⁰² 2.08 | s 5.10 | 294.2 | DN | LYLE | YA | 85.3 | s ²⁷⁵ 11.51AM | s 10.30 | 2.30 | 9.08 | ³ 2.08 | |
| P | 76 | 131 | 130 | 8.01 | 12.15PM | 10.58 | s 2.23 | f 5.24 | 303.9 | DN | BINGEN-WHITE SALMON | WS | 75.6 | s 11.32 | s 10.05 | 2.03 | 8.45 | 1.30 | |
| P | 73 | | 40 | 8.15 | 12.22 | 11.06 | f 2.28 | | 306.8 | Automatic Block | UNDERWOOD | | 72.7 | f 11.22 | | 1.55 | 8.38 | 12.35 | |
| P | 71 | 82 | 7 | 8.30 | ³⁰² 12.26 | ⁴ 11.18 | f 2.31 | 5.31 | 308.6 | Automatic Block | HOOD | | 70.9 | f ²⁷³ 11.18 | 9.55 | 1.50 | 8.33 | ²⁷⁵ 12.26 | |
| | 66 | | 12 | 8.48 | 12.39 | 11.32 | f 2.38 | 5.38 | 313.7 | Automatic Block | COOKS | | 65.8 | f 11.11 | 9.48 | 1.35 | 8.21 | 12.10PM | |
| P | 59 | 130 | | 9.10 | 12.55 | ³⁰² 11.50 | f 2.49 | 5.47 | 320.2 | Automatic Block | HOME VALLEY | | 59.3 | f 11.01 | 9.40 | 1.17 | 8.07 | ²⁷³ 11.50AM | |
| W | 58 | | 6 | 9.16 | 12.59 | 11.54AM | f 2.51 | 5.49 | 321.8 | Automatic Block | CARSON | | 57.7 | f 10.57 | 9.38 | 1.13 | 8.02 | 11.15 | |
| P | 54 | 79 | 47 | 9.35 | 1.08 | 12.04PM | s 2.57 | 5.55 | 325.7 | DN | STEVENSON | NS | 53.8 | s ³⁰² 10.50 | 9.33 | 1.01 | 7.52 | ⁴ 10.50 | |
| P | 49 | 130 | 51 | ³⁰² 9.59 | 1.21 | 12.16 | s 3.05 | 6.02 | 330.7 | DN | NORTH BONNEVILLE | N | 48.8 | s 10.40 | 9.26 | 12.47 | 7.40 | ³⁰¹ 9.59 | |
| WP | 43 | 84 | 17 | ⁴ 10.30 | 1.35 | 12.33 | f 3.14 | 6.10 | 336.7 | N | SKAMANIA | SI | 42.8 | f ³⁰¹ 10.30 | 9.18 | 12.31 | 7.26 | 9.25 | |
| P | 38 | | 10 | 10.50 | 1.48 | 12.45 | f 3.22 | 6.17 | 341.7 | Automatic Block | PRINDLE | | 37.8 | f 10.22 | 9.11 | 12.16 | 7.13 | 9.10 | |
| P | 36 | | | | | | f 3.26 | | 343.9 | Automatic Block | CAPE HORN | | 35.6 | f 10.18 | | | | | |
| P | 32 | 131 | | 11.10 | 2.01 | 1.00 | f 3.32 | 6.25 | 347.3 | Automatic Block | MT. PLEASANT | | 32.2 | f 10.13 | 9.02 | 12.01AM | 6.59 | 8.55 | |
| WP | 28 | 107 | 14 | 11.33AM | 2.12 | 1.13 | f 3.39 | 6.31 | 351.9 | Automatic Block | WASHOUGAL | | 27.6 | f 10.05 | 8.55 | 11.51PM | 6.48 | 8.40 | |
| P | 24 | 84 | 126 | 12.30PM | 2.20 | 1.21 | s 3.45 | 6.38 | 355.1 | DN | CAMAS | MA | 24.4 | s 10.00 | 8.51 | 11.42 | 6.40 | 8.30 | |
| P | 19 | 142 | 4 | 12.43 | 2.33 | 1.35 | f 3.52 | 6.45 | 360.2 | Automatic Block | FISHER | | 19.3 | f 9.50 | 8.44 | 11.29 | 6.27 | 7.30 | |
| P | 15 | 84 | | 12.55 | 2.45 | 1.45 | 3.59 | 6.52 | 365.0 | Automatic Block | McLOUGHLIN | | 14.5 | 9.44 | 8.38 | 11.15 | 6.15 | 7.20 | |
| | | | 100 | 1.00 | 2.50 | 1.50 | 4.03 | 6.56 | 367.3 | Automatic Block | EAVAN | | 12.2 | 9.40 | 8.34 | 11.10 | 6.08 | 7.12 | |
| PWTY BOKXR V ZJ | 10 | | Yard | A 1.10PM | A 3.00PM | A 2.00PM | A 4.10PM | A ³⁰² 7.05AM | 369.5 | DN | VANCOUVER | MX | 10.0 | L 9.35AM | L 8.30PM | L 11.00PM | L 6.00PM | L ¹ 7.05AM | |

BETWEEN PORTLAND AND VANCOUVER TRAINS WILL BE GOVERNED BY TERMINALS SUBDIVISION TIME TABLE AND RULES

| | | | | | | | | | | | | | | | | | |
|----------------|---|------|----------------|--------------|--------------|--------------|--------------|-------|--|----|-----|--------------|--------------|--------------|--------------|----------------|--|
| RWTKO BPXZJ | 0 | Yard | | A 4.00PM | A 3.00PM | | | 379.5 | DN. PORTLAND, Hoyt St. | OW | 0.0 | | | L 10.00PM | L 5.00PM | | |
| VJ BKXR | 0 | Yard | | | | A 4.40PM | A 7.35AM | 379.5 | DN. PORTLAND, Union Station. . | VC | 0.0 | L 9.00AM | L 8.00PM | | | | |
| | | | Daily Ex. Sun. | Daily | Daily | Daily | Daily | | | | | Daily | Daily | Daily | Daily | Daily Ex. Sun. | |
| | | | 7.10 13.4 | 4.00 24.0 | 4.30 21.4 | 2.35 37.2 | 2.25 39.8 | | Time Over District Average Speed Per Hour | | | 2.50 33.9 | 2.30 38.4 | 4.30 21.4 | 4.00 24.0 | 7.55 12.1 | |

EASTWARD TRAINS ARE SUPERIOR TO TRAINS OF THE SAME CLASS IN THE OPPOSITE DIRECTION

BETWEEN PORTLAND AND VANCOUVER TRAINS WILL BE GOVERNED BY TERMINALS SUBDIVISION TIME TABLE AND RULES
EASTWARD TRAINS ARE SUPERIOR TO TRAINS OF THE SAME CLASS IN THE OPPOSITE DIRECTION

4 Westward

S. P. & S. Ry., VANCOUVER DIVISION—Second Sub-Division

Eastward

| Water, Fuel, Turn Tables, Scales, Standard Clocks and Yard Limits, etc. | Station Numbers | Car Capacity | | THIRD CLASS | SECOND CLASS | FIRST CLASS | | | Distance from Spokane | TIME TABLE No. 95 | | | Distance from Portland | FIRST CLASS | | | SECOND CLASS | THIRD CLASS | | | |
|---|-----------------|--------------|--------------|-----------------|--------------|--------------|-------|----------------------------|-----------------------|-------------------|-----------|-----------|------------------------|-------------|---|-----|--------------|-------------|-----------|-----------|--------------|
| | | Sidings | Other Tracks | | | Time Freight | 3 | 1 | | APRIL 21, 1946 | | | | 4 | 2 | 276 | | | | | |
| | | | | | | | | | | Passenger | Passenger | STATIONS | | | | | | | Passenger | Passenger | Time Freight |
| | | | | | | | | | | | | | | | | | | | | | |
| JWCYT RVBOK XZP | 231 | | Yard | L 1-2 2.00AM | L 10.40AM | L 1.50AM | 148.2 | DN.....PASCO.....PA 1.6 | 231.3 | A 3.45PM | A 1.50AM | A 10.30AM | | | | | | | | | |

BETWEEN S. P. & S. JCT. AND PASCO TRAINS WILL BE GOVERNED BY N. P. RY., IDAHO DIV. TIME TABLE AND RULES

| | | | | | | | | | | | | |
|----------------|-----|-----|------|------------------------|----------------------|--------------|-------|--|-------|----------------------|--------------|------------------------|
| RJ | | | | L 2.10AM | L 10.46AM | L 1.56AM | 149.8 | S. P. & S. JCT. | 229.7 | A 3.40PM | A 1.45AM | A 10.20AM |
| P | 229 | 167 | 2 | 2.12 | s 10.48 | f 1.57 | 150.3 | D.....KENNEWICK.....KN 0.5 | 229.2 | s 3.38 | f 1.44 | 10.18 |
| P | 224 | 70 | 20 | 2.25 | f 10.55 | 2.03 | 155.4 |FINLEY..... 5.1 | 224.1 | f 3.29 | 1.37 | 10.08 |
| P | 220 | 79 | 15 | 2.36 | f 11.01 | 2.08 | 159.6 |HOVER..... 4.2 | 219.9 | f 3.22 | 1.32 | 10.00 |
| WP | 213 | 150 | 38 | 2.55 | f 11.11 | 2.16 | 166.1 | DN.....YELLEPIT.....PY 6.5 | 213.4 | f 3.12 | 1.24 | 9.48 |
| P | 198 | 151 | | 3.35 | f 11.32 | 2.33 | 181.3 |BERRIAN..... 15.2 | 198.2 | f 2.52 | 1.06 | 9.19 |
| WP | 193 | 84 | 14 | 3.50 | s 11.39 | 2.39 | 186.6 | DN.....PLYMOUTH.....MO 5.3 | 192.9 | s 2.44 | 12.59 | 9.09 |
| P | 189 | 147 | | 4.00 | f 11.44 | 2.44 | 190.6 |KING..... 4.0 | 188.9 | f 2.38 | 12.54 | 9.01 |
| P | 181 | 147 | 10 | 4.25 | f 11.55AM | 2.54 | 199.0 |PATERSON..... 8.4 | 180.5 | f 2.27 | 12.43 | 8.47 |
| WP | 171 | 147 | 14 | 4.50 | f 12.07PM | 3.07 | 208.8 | D.....WHITCOMB.....W 9.8 | 170.7 | f 2.13 | 12.31 | 8.28 |
| P | 162 | | 16 | | f 12.18 | | 217.2 |ALDERDALE..... 8.4 | 162.3 | f 2.01 | | |
| P | 158 | 150 | | 5.19 | f 12.23 | 3.22 | 221.6 |McCREDIE..... 4.4 | 157.9 | f 1.55 | 12.15 | 8.03 |
| WP | 147 | 150 | 36 | 5.55 | s 12.39 | 3.36 | 232.8 | DN.....ROOSEVELT.....RE 11.2 | 146.7 | s 1.40 | 12.02AM | 7.42 |
| P | 141 | | 18 | 6.14 | f 12.46 | | 238.7 |SUNDALE..... 5.9 | 140.8 | f 1.30 | | 7.30 |
| P | 131 | 149 | | 6.43 | f 12.59 | 3.56 | 248.9 |GOODNOE..... 10.2 | 130.6 | f 1.15 | 11.42PM | 7.12 |
| P | 126 | 80 | | ²⁷⁶ 7.01 | ⁴ 1.05 | 4.02 | 253.9 |TOWAL..... 5.0 | 125.6 | ³ 1.05 | 11.35 | ²⁷⁵ 7.01 |
| WP | 119 | 151 | | 7.22 | f 1.14 | 4.10 | 260.6 | DN.....CLIFFS.....CF 6.7 | 118.9 | f 12.54 | 11.27 | 6.37 |
| P | 114 | 79 | 15 | 7.35 | s 1.20 | 4.15 | 265.2 |MARYHILL..... 4.6 | 114.3 | s 12.47 | 11.21 | 6.25 |
| BWOYR JKXZP | 106 | | Yard | A 8.00AM | A 1.30PM | A 4.25AM | 273.4 | Automatic Block DN.....WISHRAM.....X 8.2 | 106.1 | L 12.33PM | L 11.10PM | L 6.00AM |
| | | | | Daily | Daily | Daily | | | | Daily | Daily | Daily |
| | | | | 6.00 20.9 | 2.50 44.2 | 2.35 48.5 | | Time Over District Average Speed Per Hour | | 3.12 39.1 | 2.40 46.9 | 4.30 27.9 |

EASTWARD TRAINS ARE SUPERIOR TO TRAINS OF THE SAME CLASS IN THE OPPOSITE DIRECTION

EASTWARD TRAINS ARE SUPERIOR TO TRAINS OF THE SAME CLASS IN THE OPPOSITE DIRECTION

J. L. MONAHAN, Trainmaster
C. F. CROFFT, Trainmaster
E. G. HASKELL, Trainmaster
E. M. BATES, Trainmaster
R. P. JEWELRY, Trainmaster

P. L. WELCH, Chief Dispatcher
G. E. DANFORD, Master Mechanic
W. C. ABBOTT, Traveling Engineer
J. M. WARDMAN, Traveling Engineer
A. T. WRAITH, Traveling Engineer

Westward

S. P. & S. Ry., VANCOUVER DIVISION—Third Sub-Division

Eastward 5

| Water, Fuel, Wyes, Turn Tables, Scales, Standard Clocks and Yard Limits, etc. | Station Numbers | Car Capacity | | THIRD CLASS | SECOND CLASS | FIRST CLASS | | Distance from Spokane | TIME TABLE No. 95 APRIL 21, 1946 | | Distance from Portland | FIRST CLASS | SECOND CLASS | THIRD CLASS | | |
|---|-----------------|--------------|--------------|--|--------------|----------------------------------|-----------------------------|-----------------------|-------------------------------------|--------------|------------------------|-------------|-------------------------------|-----------------------------|----------------------------------|--|
| | | Sidings | Other Tracks | 305 | | 275 | 15 | | 1 | STATIONS | | 2 | 16 | 276 | 306 | |
| | | | | S. P. & S. Local Freight Mon., Wed., Friday | | S. P. & S. Time Freight Daily | N.P. 348 Passenger Daily | | S. P. & S. Passenger Daily | DN..... | | YD..... | S. P. & S. Passenger Daily | N.P. 347 Passenger Daily | S. P. & S. Time Freight Daily | |
| WCTB JOKXZ | 381 | | Yard | | | | | 3.2 | DN..... | YARDLEY..... | YD | 380.7 | | | | |
| RKXB | 378 | | Yard | | | | | 0.0 | DN.SPOKANE (N.P. Depot).SF | | 377.5 | | | | | |
| JWV | | | | | | | | 8.7 | DN.MARSHALL JCT.(N.P.)MR | | 368.8 | | | | | |

ON N. P. RY. BETWEEN MARSHALL JUNCTION AND YARDLEY, TRAINS WILL BE GOVERNED BY N. P. RY., IDAHO DIV. TIME TABLE AND RULES

| | | | | | | | | | | | | | | | |
|---------------------|-----|--|------|----------|--|--|--|-----|----------------------------|--------------------|-------|----------|--|--------|----------|
| J RBOKX ZWTCP | 384 | | Yard | L 7.00AM | | | | 4.8 | DN..... | HILLYARD (G.N.) HU | 384.3 | | | | A 5.00PM |
| RCWTB JOKXZ | 380 | | Yard | 7.45AM | | | | 0.0 | DN.SPOKANE (G.N. Depot).PD | | 379.5 | A 6.50AM | | 9.00PM | 4.15PM |

ON G. N. RY. BETWEEN FT. WRIGHT AND HILLYARD, TRAINS WILL BE GOVERNED BY G. N. RY. SPOKANE DIVISION TIME TABLE AND RULES

| | | | | | | | | | | | | | | | | |
|-----------------------|-----|-----------------|------|--------------------|--|--|--|-------|---------|---------------------|-------|--------------|-------------|--------------|--|----------------------|
| JIV | 377 | | | L 8.00AM | | | | 2.3 | DN.... | FORT WRIGHT....FW | 377.2 | A 6.45AM | | A 8.45PM | | A 4.00PM |
| P | 371 | 129 | | 8.22 | | | | 8.2 | ... | OVERLOOK..... | 371.3 | 6.24 | | 8.30 | | 3.37 |
| JP | 368 | 73 | | 8.35 | | | | 11.7 | DN | SCRIBNER.....SC | 367.8 | 6.15 | | 8.22 | | 3.24 |
| WP | 360 | 78 | 13 | 9.01 | | | | 19.2 | ... | SOUTH CHENEY..... | 360.8 | 6.00 | | 8.03 | | 3.09 |
| P | 355 | 120 | | 9.21 | | | | 24.7 | ... | MOCK..... | 354.8 | 5.50 | | 7.50 | | 2.53 |
| P | 350 | | 13 | 9.40 | | | | 29.8 | ... | AMBER..... | 349.7 | 5.41 | | 7.37 | | 2.38 |
| P | 344 | 78 | 23 | 10.01 | | | | 35.6 | ... | RODNA..... | 343.9 | 5.32 | | 7.22 | | 2.20 |
| CWOTP | 335 | EB 139 WB 96 | 109 | 10.45 | | | | 44.1 | DN..... | LAMONT.....A | 335.4 | 5.20 | | 6.55 | | 1.55 |
| P | 329 | | 36 | 11.07 | | | | 50.1 | ... | ROCKWELL..... | 329.4 | 5.02 | | 6.19 | | 1.12 |
| P | 323 | 120 | 16 | 11.28 | | | | 56.1 | ... | MACALL..... | 323.4 | 4.53 | | 5.59 | | 12.52 |
| P | 317 | | 51 | 11.43AM | | | | 62.1 | ... | LANTZ..... | 317.4 | 4.44 | | 5.38 | | 12.33 |
| WP | 311 | 131 | 31 | 12.10PM | | | | 68.3 | D..... | BENGE.....BN | 311.2 | 4.35 | | 5.17 | | 12.10PM |
| P | 300 | 130 | 13 | 12.40 | | | | 70.7 | ... | HOOPER..... | 299.8 | 4.14 | | 4.38 | | 11.26AM |
| CWP | 291 | EB 77 WB 64 | 30 | 1.30 | | | | 88.1 | DN..... | WASHUCONA....WA | 291.4 | 4.01 | | 4.10 | | 11.01 |
| P | 285 | 80 | 19 | 1.50 | | | | 94.4 | ... | SPERRY..... | 285.1 | 3.44 | | 3.46 | | 10.15 |
| P | 278 | 130 | 85 | 2.30 | | | | 102.0 | D. | KAHLOTUS.....K | 277.5 | 3.33 | | 3.22 | | 9.45 |
| WP | 269 | 87 | 5 | 2.54 | | | | 110.4 | ... | FARRINGTON..... | 269.1 | 3.17 | | 2.54 | | 9.10 |
| P | 263 | 64 | | 3.09 | | | | 116.9 | ... | BURE..... | 262.6 | 3.06 | | 2.28 | | 8.50 |
| JV | | | | 3.24 | | | | 122.6 | ... | SNAKE RIVER JCT.... | 256.9 | 2.56 | | 2.06 | | 8.32 |
| P | 257 | 80 | 60 | 3.30 | | | | 122.8 | DN | SNAKE RIVER....SR | 256.7 | 2.55 | | 2.05 | | 8.30 |
| P | 254 | 130 | | 3.37 | | | | 125.5 | ... | VOTAW..... | 254.0 | 2.50 | | 1.55 | | 8.10 |
| P | 251 | 79 | 20 | 3.48 | | | | 128.5 | ... | REDD..... | 251.0 | 2.45 | | 1.45 | | 8.02 |
| WP | 245 | 130 | 9 | 4.08 | | | | 134.9 | ... | LEVEY..... | 244.6 | 2.34 | | 1.24 | | 7.45 |
| P | 238 | 69 | | 4.30 | | | | 141.4 | ... | MARTINDALE..... | 238.1 | 2.23 | | 1.01 | | 7.27 |
| JP | 234 | | | 4.45 | | | | 146.0 | ... | AINSWORTH JCT.... | 233.5 | 2.15 | A 4.12AM | 12.45 | | 7.15 |
| PZXTCY WRBOK JV | 231 | | Yard | A 5.00PM | | | | 148.2 | DN | PASCO.....PA | 231.3 | L 2.05AM | L 4.05AM | L 12.30PM | | L 7.00AM |
| | | | | Mon., Wed., Friday | | | | | | | | Daily | Daily | Daily | | Tue., Thu., Saturday |
| | | | | 10.0 15.3 | | | | | | | | 4.45 31.2 | 0.7 24.0 | 9.30 16.0 | | 10.0 15.3 |

Between Pasco and Ainsworth Jct. all trains will be governed by S. P. & S. Ry. Time Table and Rules.

EASTWARD TRAINS ARE SUPERIOR TO TRAINS OF THE SAME CLASS IN THE OPPOSITE DIRECTION

6 Westward

S. P. & S. Ry., VANCOUVER DIVISION—Fourth Sub-Division

Eastward

| Water, Fuel, Turn, Tables, Scales, Standard Clocks and Yard Limits, etc. | Station Numbers | Car Capacity | | SECOND CLASS | | Distance from Goldendale | TIME TABLE No. 95 APRIL 21, 1946 | STATIONS | Distance from Lyle | SECOND CLASS | |
|--|-----------------|--------------|--------------|--------------|----------------|--------------------------|-------------------------------------|------------------------|--------------------|----------------|----------|
| | | Sidings | Other Tracts | 121 | Mixed | | | | | 120 | Mixed |
| | | | | | Daily Ex. Sat. | | | | | Daily Ex. Sat. | |
| BWYR P | G42 | | 72 | L | 5.25 PM | 0.0 | D..... | GOLDDALE.....GD | 41.6 | A | 2.25 AM |
| P | G35 | | 21 | s | 5.50 | 6.3 | | CENTERVILLE..... | 35.3 | s | 2.00 |
| P | G30 | | 18 | f | 6.10 | 11.4 | | WARWICK..... | 30.2 | f | 1.40 |
| | G23 | | 8 | f | 6.40 | 18.9 | | SWALE..... | 22.7 | f | 1.10 |
| | G17 | | 15 | f | 7.05 | 24.7 | | WAHAKIYAKUS..... | 16.9 | f | 12.45 |
| PW (1/2 Mi. E) X | G14 | 27 | | s | 7.20 | 28.2 | D..... | KLICKITAT.....KI | 13.4 | s | 12.30 |
| | G10 | | 8 | f | 7.30 | 31.3 | | PITT..... | 10.3 | f | 12.20 |
| P | G 6 | | | f | 7.45 | 35.2 | | WRIGHTS..... | 6.4 | f | 12.05 AM |
| BRWTO PJX | 85 | 80 | 137 | A | 8.10 PM | 41.6 | DN..... | LYLE.....YA | 0.0 | L | 1.40 PM |
| | | | | | Daily Ex. Sat. | | | | | Daily Ex. Sat. | |
| | | | | | 2.45 | 15.1 | | Time Over District | | 2.45 | 15.1 |
| | | | | | | | | Average Speed Per Hour | | | |

EASTWARD TRAINS ARE SUPERIOR TO TRAINS OF THE SAME CLASS IN THE OPPOSITE DIRECTION

Except No. 121 is Superior to No. 120, Goldendale to Lyle

EASTWARD TRAINS ARE SUPERIOR TO TRAINS OF THE SAME CLASS IN THE OPPOSITE DIRECTION
Between Pano and Alkswath for all trains will be governed by S. P. & S. Ry. Time Table and Rules.

| Water, Fuel, Wyes, Turn, Tables, Scales, Standard, Clinks and Yard Limits, etc. | Station Numbers | Car Capacity | | THIRD CLASS | | | SECOND CLASS | Distance from Bend | TIME TABLE No. 95 | | Distance from Wishram | SECOND CLASS | THIRD CLASS | |
|---|-----------------|--------------|--------------|-----------------------|------------------------------------|------------------------------------|--------------------------|--------------------|--|-------|--------------------------|------------------------|------------------------|-------------|
| | | Sidings | Other Tracks | 315 | 311 | 313 | 103 | | APRIL 21, 1946 | | | 102 | 310 | 314 |
| | | | | U. P. Mixed | Oregon Trunk Freight | U. P. Mixed | Oregon Trunk Mixed | | STATIONS | | | Oregon Trunk Mixed | Oregon Trunk Freight | U. P. Mixed |
| | | Sat. Only | Daily | Daily Ex. Sat. & Mon. | Daily | | | | Daily | Daily | | Daily Ex. Sun. | | |
| JBYOVZ PWRKX | T-151 | | Yard | L 12.30 PM | L 2.00 AM | L 12.01 AM | L 8.00 PM | 0.0 | DN..... BEND..... D | 151.5 | A 7.00 AM | A 7.25 AM | A 7.35 AM | |
| P | T-144 | 50 | 12 | 12.50 | 2.17 | 12.30 | f 8.15 | 7.8 | DESCHUTES..... | 144.2 | f 6.35 | 7.00 | 7.18 | |
| WXP | T-135 | 101 | 130 | 1.15 | 2.36 | 1.10 | s 8.50 | 16.5 | DN..... REDMOND..... ED | 135.0 | s 6.10 | 6.35 | 6.57 | |
| JP | T-132 | 67 | | 1.23 | 2.42 | 1.17 | s 8.58 | 19.2 | D..... PRINEVILLE JCT..... XN | 132.3 | s 5.50 | 6.26 | 6.42 | |
| P | T-129 | 49 | | 1.32 | 2.47 | 1.24 | s 9.05 | 22.0 | TERREBONNE..... | 129.5 | f 5.35 | 6.18 | 6.36 | |
| P | T-122 | 115 | 24 | 1.55 | 3.05 | 1.45 | f 9.25 | 29.5 | OPAL CITY..... | 122.0 | f 5.18 | 6.00 | 6.20 | |
| P | T-115 | 49 | 41 | 2.15 | 3.20 | 2.05 | s 9.43 | 36.6 | CULVER..... | 114.9 | s 4.57 | 5.42 | 6.02 | |
| OTWPX | T-110 | 100 | 159 | 2.28 | 3.30 | 2.30 | s 9.55 | 41.3 | DN..... METOLIUS..... MS | 110.2 | s 4.42 | 5.30 | 5.50 | |
| | T-108 | | 4 | | | | | 43.9 | AGENCY..... | 107.6 | | | | |
| WP | T-105 | 51 | 39 | 2.42 | 3.43 | 2.50 | s 10.10 | 46.3 | D..... MADRAS..... MD | 105.2 | s 4.25 | 5.12 | 5.30 | |
| P | T-100 | 114 | 4 | 3.01 | ¹⁰² 4.05 | 3.15 | f 10.26 | 52.0 | PAXTON..... | 99.5 | f ³¹¹ 4.05 | 4.52 | 5.10 | |
| P | T-94 | 34 | 23 | 3.25 | ³¹⁰⁻³¹⁴ 4.30 4.49 | ¹⁰² 3.42 | s 10.41 | 57.5 | D..... GATEWAY..... GW | 94.0 | s ³¹³ 3.42 | ³¹¹ 4.30 | ³¹¹ 4.49 | |
| PW ½ MI. W | T-86 | 22 | 20 | 3.50 | 5.09 | ³¹⁰⁻³¹⁴ 4.03 4.22 | s 11.03 | 65.7 | N..... SOUTH JCT..... SJ | 85.8 | s 3.16 | ³¹³ 4.03 | ³¹³ 4.22 | |
| YP | T-84 | | | 3.54 | 5.13 | 4.26 | 11.07 | 67.5 | JERSEY WYE..... | 84.0 | 3.11 | 3.57 | 4.16 | |
| | T-83 | | | | | | | 68.6 | AXFORD..... | 82.9 | | | | |
| P | T-80 | 123 | | 4.05 | 5.21 | 4.38 | f 11.18 | 71.2 | KASKELA..... | 80.3 | f 3.01 | 3.47 | 4.07 | |
| P | T-75 | | | 4.17 | 5.32 | 4.52 | f 11.31 | 76.1 | N..... DAVIDSON..... UN | 75.4 | f 2.50 | 3.35 | 3.54 | |
| P | T-74 | | 25 | 4.22 | 5.36 | 4.57 | f 11.36 | 77.9 | DANT..... | 73.6 | f 2.46 | 3.30 | 3.49 | |
| | T-68 | | | 4.37 | 5.50 | 5.13 | f 11.51 PM | 83.9 | FREIDA..... | 67.6 | f 2.30 | 3.14 | 3.35 | |
| WP | T-64 | 50 | | 4.48 | 5.59 | 5.23 | f 12.01 AM | 87.7 | NENA..... | 63.8 | f 2.20 | 3.04 | 3.25 | |
| P | T-55 A | 93 | | 5.10 | 6.17 | 5.45 | 12.25 | 96.1 | CAMBRAI..... | 55.4 | 2.01 | 2.42 | 3.02 | |
| P | T-55 | | 28 | 5.12 | 6.19 | 5.47 | s 12.27 | 96.8 | DN..... MAUPIN..... AU | 54.7 | s 1.59 | 2.40 | 3.00 | |
| WP | T-51 | | 24 | 5.22 | 6.28 | 5.57 | f 12.38 | 100.7 | TUSKAN..... | 50.8 | f 1.42 | 2.30 | 2.50 | |
| P | T-48 | | 31 | 5.30 | 6.35 | 6.05 | f 12.48 | 103.8 | SHERAR..... | 47.7 | f 1.33 | 2.22 | 2.41 | |
| P | T-40 | 99 | | 5.50 | 6.53 | 6.26 | f ¹⁰² 1.15 | 111.6 | OAKBROOK..... | 39.9 | f ¹⁰³ 1.15 | 2.00 | 2.20 | |
| P | T-31 | 50 | | 6.15 | 7.14 | 6.52 | f ³¹⁰ 1.36 | 120.9 | SINAMOX..... | 30.6 | f ¹⁰³ 1.36 | 2.00 | 2.00 | |
| WP | T-26 | 48 | | 6.26 | 7.24 | 7.03 | f ³¹⁴ 1.50 | 125.2 | DN..... DIKE..... DI | 26.8 | f 12.44 | 1.10 | ¹⁰³ 1.50 | |
| P | T-18 | 113 | | 6.47 | 7.43 | 7.26 | f 2.09 | 133.5 | LOCKIT..... | 18.0 | f 12.25 | 12.50 | 1.20 | |
| P | T-12 | | 27 | 7.04 | 7.57 | 7.43 | f 2.25 | 139.9 | KLOAN..... | 11.6 | f 12.10 AM | 12.35 | 1.06 | |
| P | T-6 | 90 | | 7.19 | 8.10 | 7.59 | f 2.40 | 145.8 | MOODY..... | 5.7 | f 11.57 PM | 12.22 | 12.54 | |
| | T-2A | | | | | | 2.46 | 149.2 | CELLO..... | 2.3 | f 11.47 | | | |
| VXJP | T-2 | | | A 7.30 PM | 8.20 | A 8.10 AM | 2.48 | 150.0 | N..... O. T. JCT..... VO | 1.5 | 11.45 | 12.10 | L 12.44 AM | |
| JBWOP RKXZY | 106 | | Yard | A 8.30 AM | | A 3.00 AM | 2.48 | 151.5 | DN..... WISHRAM..... X | 0.0 | L 11.40 PM | L 12.01 AM | | |
| | | | | Sat. Only | Daily | Daily Ex. Sat. & Mon. | Daily | | | | Daily | Daily | Daily Ex. Sun. | |
| | | | | 7.00 21.2 | 6.30 24.5 | 8.09 19.1 | 7.00 21.6 | | Time Over District Average Speed Per Hour | | 7.20 20.7 | 7.24 20.5 | 6.51 21.9 | |

EASTWARD TRAINS ARE SUPERIOR TO TRAINS OF THE SAME CLASS IN THE OPPOSITE DIRECTION

8 Westward

S. P. & S. Ry., PORTLAND DIVISION—First Sub-Division

| Station Numbers | Car Capacity | | THIRD CLASS | | | | SECOND CLASS | | FIRST CLASS | | Distance from Portland | TIME TABLE No. 95 APRIL 21, 1946 |
|-----------------|--------------|--------------|--------------------|--------------------|----------|--------------------|--------------------|--------------------|-------------|----------|------------------------|-------------------------------------|
| | Sidings | Other Trucks | 327 | 361 | 325 | 395 | 293 | 231 | 21 | | | |
| | | | Local Freight | Local Freight | Freight | Local Freight | Freight | Freight | Passenger | | | |
| 0 | | Yard | Daily Ex. Saturday | Mon., Wed., Friday | Daily | Daily Ex. Saturday | Daily Ex. Saturday | Daily Ex. Saturday | Daily | L 8.00AM | 0.0 | DN. PORTLAND, Union Sta. VC |
| 0 | | Yard | L 8.15PM | L 10.30AM | L 7.05AM | L 5.00AM | L 11.35PM | L 6.40PM | | | 0.0 | DN. PORTLAND, Hoyt St. OW 4.3 |

BETWEEN PORTLAND AND WILLBRIDGE TRAINS WILL BE GOVERNED BY TERMINALS SUB-DIVISION TIME TABLE AND RULES

| Station | Capacity | Yard | THIRD CLASS | SECOND CLASS | FIRST CLASS | Distance from Portland | STATIONS | | | | | |
|---------|----------|------|--------------------|----------------------------|------------------------|------------------------|-------------------------------------|--------------|--|--|--|--|
| 4 | | Yard | L 8.30PM | L 11.50PM | L 8.10AM | 4.3 | DN. WILLBRIDGE BR 3.0 | | | | | |
| A7 | 28 | 203 | 8.40 | 11.58PM | f 8.16 | 7.3 | D. LINNTON IN 2.7 | | | | | |
| A10 | | | A 8.50PM | 12.06AM | 8.22 | 10.0 | UNITED JCT. 0.5 | | | | | |
| A11 | | | | 12.08 | 8.25 | 10.5 | DN. RIVER JCT. RJ 2.1 | | | | | |
| A13 | 29 | | | 12.13 | 8.29 | 12.6 | HOLBROOK 7.3 | | | | | |
| A20 | 34 | 33 | | 12.30 | s 8.45 | 19.9 | D. SCAPPOOSE SQ 4.4 | | | | | |
| A24 | | 19W | | 12.42 | f 8.54 | 24.3 | WARREN 3.3 | | | | | |
| A28 | 52 | 20 | | 12.50 | s 9.03 | 27.6 | DN. ST. HELENS H 2.4 | | | | | |
| A30 | | | | | f 9.09 | 30.0 | COLUMBIA CITY 1.3 | | | | | |
| A31 | 43 | | | 1.01 | ³⁹⁶ 9.13 | 31.3 | WATERVIEW 1.9 | | | | | |
| A33 | | 11W | | | f 9.18 | 33.2 | DEER ISLAND 6.2 | | | | | |
| A39 | 20 | 60 | | 1.22 | s 9.31 | 39.4 | GOBLE 2.8 | | | | | |
| A42 | | 16E | | 1.30 | f 9.37 | 42.2 | PRESCOTT 3.6 | | | | | |
| A46 | | 8 | | 1.39 | s 9.47 | 45.8 | D. RAINIER RA 1.0 | | | | | |
| A47 | 53 | | | ³⁹⁶ 1.41 | 9.49 | 46.8 | AVON 9.0 | | | | | |
| A50 | 50 | 13 | | 1.50 | s 10.12 | 55.8 | MAYGER 2.2 | | | | | |
| A58 | | | | | f 10.16 | 58.0 | LOCODA 1.3 | | | | | |
| A59 | | 15W | | 1.50 | s 10.20 | 59.3 | QUINCY 2.9 | | | | | |
| A62 | 45 | 67 | | 1.50 | s 10.28 | 62.2 | DN. CLATSKANIE CN 4.4 | | | | | |
| A67 | 54 | 10W | | 1.50 | f 10.38 | 66.6 | MARSHLAND 4.6 | | | | | |
| A71 | 29 | 41 | | 1.50 | s 10.49 | 71.2 | WESTPORT 2.3 | | | | | |
| A74 | | 50 | | 1.50 | s 10.55 | 73.5 | WAUNA 3.3 | | | | | |
| A77 | | 14 | | 1.50 | f 11.02 | 76.8 | BRADWOOD 1.6 | | | | | |
| A78 | 43 | | | 1.50 | f 11.07 | 78.4 | CLIFTON 4.9 | | | | | |
| A83 | | 2E | | 1.50 | f 11.18 | 83.3 | BROWNSMEAD 1.6 | | | | | |
| A85 | | | | 1.50 | f 11.24 | 84.9 | BLIND SLOUGH 1.6 | | | | | |
| A87 | 20 | 4W | | 1.50 | f 11.28 | 86.5 | KNAPPA 3.7 | | | | | |
| A90 | 41 | 2W | | 1.50 | s 11.37 | 90.2 | SVENSEN 5.2 | | | | | |
| A95 | 34 | | | 1.50 | f 11.50AM | 95.4 | VAN DUSEN 4.3 | | | | | |
| A100 | | Yard | A 11.50AM | ³⁹⁶ A 4.00AM | s 12.10PM | 99.7 | D. ASTORIA RO 5.9 | | | | | |
| A106 | | 22 | | | s 12.29 | 105.6 | WARRENTON 2.7 | | | | | |
| A108 | | 31 | | | f 12.36 | 108.3 | CAMP CLATSOP 7.4 | | | | | |
| A116 | | | | | f 12.52 | 115.7 | GEARHART 2.3 | | | | | |
| A118 | | 73 | | | A 1.00PM | 118.0 | D. SEASIDE SD | | | | | |
| | | | Daily Ex. Saturday | Mon., Wed., Friday | Daily | Daily Ex. Sat. | Daily | 5.00 23.6 | | | | Time Over District Average Speed per Hour |

Eastward trains are superior to trains of the same class in the opposite direction. Except No. 21 is superior to No. 22

S. P. & S. Ry., PORTLAND DIVISION—First Sub-Division

Eastward 9

| TIME TABLE No. 95 APRIL 21, 1946 | Distance from Seaside | FIRST CLASS | | SECOND CLASS | | THIRD CLASS | | | | Water, Wyes, Turntables, Fuel, Scales, Standard Clocks, Bulletin Boards, Register and Yard Limits | |
|-------------------------------------|-----------------------|-------------|--|------------------|------------------|------------------|------------------|----------------------|----------|---|-----------------|
| | | 22 | | 294 | 230 | 328 | 396 | 362 | 326 | | |
| | | Passenger | | Freight | Freight | Local Freight | Local Freight | Local Freight | Freight | | |
| STATIONS | | Daily | | Daily Ex. Sunday | Daily Ex. Monday | Daily Ex. Monday | Daily Ex. Sunday | Tue., Thu., Saturday | Daily | | |
| DN. PORTLAND, Union Sta.. VC | 118.0 | A 7.05PM | | | | | | | | | VJBK XRP |
| DN. PORTLAND, Hoyt St... OW 4.3 | 118.0 | | | A 8.30PM | A 12.45AM | A 1.15AM | A 11.10AM | A 1.10PM | A 1.40PM | | VWTOJ BKXRZP |

BETWEEN PORTLAND AND WILLBRIDGE TRAINS WILL BE GOVERNED BY TERMINALS SUB-DIVISION TIME TABLE AND RULES

| STATIONS | Distance from Seaside | Class | Time | Class | Time | Class | Time | Class | Time | Notes | | | | |
|-----------------------------------|-----------------------|-------|--------|-------|------------------|------------------|---------|-------|------------------|------------------|----------------------|--------------|--|-------------------|
| DN..... WILLBRIDGE..... BR 3.0 | 113.7 | A | 6.51PM | A | 8.10PM | A | 12.25AM | A | 12.55AM | 361 A 10.50AM | JRXI P | | | |
| D..... LINNTON..... IN 2.7 | 110.7 | f | 6.44 | | 8.02 | | 12.17 | | 12.45 | 10.40 | 12.40 | 1.10 | | XP |
| UNITED JCT..... 0.5 | 108.0 | | 6.38 | | 7.55 | | 12.10AM | | 12.35AM | 10.30 | 12.30PM | 1.00PM | | JPX |
| DN..... RIVER JCT..... RJ 2.1 | 107.5 | | 6.36 | | 7.54 | | | | | 10.28 | | | | PX |
| HOLBROOK..... 7.3 | 105.4 | | 6.32 | | 7.49 | | | | | 10.20 | | | | |
| D..... SCAPPOOSE..... SQ 4.4 | 98.1 | s | 6.15 | | 7.30 | | | | | 10.02 | | | | |
| WARREN..... 3.8 | 93.7 | f | 6.05 | | 7.19 | | | | | 9.50 | | | | |
| DN..... ST. HELENS..... H 2.4 | 90.4 | s | 5.58 | | 7.10 | | | | | 9.38 | | | | W |
| COLUMBIA CITY..... 1.3 | 88.0 | f | 5.51 | | | | | | | | | | | |
| WATERVIEW..... 1.9 | 86.7 | | 5.49 | | 7.00 | | | | | 21 9.13 | | | | |
| DEER ISLAND..... 6.2 | 84.8 | f | 5.45 | | 6.56 | | | | | 8.53 | | | | |
| GOBLE..... 2.8 | 78.6 | s | 5.31 | | 6.40 | | | | | 8.34 | | | | XP |
| PRESCOTT..... 3.6 | 75.8 | f | 5.25 | | 6.33 | | | | | 8.20 | | | | W 1.2 MI. West |
| D..... RAINIER..... RA 1.0 | 72.2 | s | 5.17 | | 6.23 | | | | | 8.06 | | | | XP |
| AVON..... 9.0 | 71.2 | | 5.13 | | 6.20 | | | | | 395 8.01 | | | | X |
| MAYGER..... 2.2 | 62.2 | f | 4.54 | | 5.57 | | | | | 7.37 | | | | P |
| LOCODA..... 1.3 | 60.0 | f | 4.50 | | | | | | | | | | | |
| QUINCY..... 2.9 | 58.7 | f | 4.47 | | 5.48 | | | | | 7.23 | | | | |
| DN..... CLATSKANIE..... CN 4.4 | 55.8 | s | 4.40 | | 5.40 | | | | | 7.13 | | | | P |
| MARSHLAND..... 4.6 | 51.4 | f | 4.30 | | 5.29 | | | | | 6.53 | | | | |
| WESTPORT..... 2.3 | 46.8 | s | 4.20 | | 5.17 | | | | | 6.30 | | | | WP |
| WAUNA..... 3.3 | 44.5 | s | 4.14 | | 5.11 | | | | | 5.55 | | | | |
| BRADWOOD..... 1.6 | 41.2 | f | 4.07 | | 5.02 | | | | | 5.30 | | | | P |
| CLIFTON..... 4.9 | 39.6 | f | 4.03 | | 4.58 | | | | | 4.54 | | | | P |
| BROWNSMEAD..... 1.6 | 34.7 | f | 3.53 | | 4.44 | | | | | 4.44 | | | | |
| BLIND SLOUGH..... 1.6 | 33.1 | f | 3.49 | | | | | | | | | | | |
| KNAPPA..... 3.7 | 31.5 | f | 3.45 | | 4.35 | | | | | 4.35 | | | | P |
| SVENSEN..... 5.2 | 27.8 | f | 3.37 | | 4.25 | | | | | 4.25 | | | | |
| VAN DUSEN..... 4.3 | 22.6 | f | 3.25 | | 4.12 | | | | | 4.15 | | | | |
| D..... ASTORIA..... RO 5.9 | 18.3 | s | 3.15 | | L 4.00PM | | | | | 293 L 4.00AM | | | | WTOZP BKXR |
| WARRENTON..... 2.7 | 12.4 | s | 2.45 | | | | | | | | | | | JYX |
| CAMP CLATSOP..... 7.4 | 9.7 | f | 2.38 | | | | | | | | | | | |
| GEARHART..... 2.3 | 2.3 | f | 2.20 | | | | | | | | | | | |
| D..... SEASIDE..... SD. 0.0 | 0.0 | L | 2.15PM | | | | | | | | | | | BWY KXR |
| Time Over District | | | 4.50 | | Daily Ex. Sunday | Daily Ex. Sunday | | | Daily Ex. Monday | Daily Ex. Sunday | Tue., Thu., Saturday | Daily | | |
| Average Speed per Hour | | | 24.4 | | 4.30 22.2 | 0.35 17.1 | | | 0.40 15.0 | 7.10 13.8 | 0.40 15.0 | 0.40 15.0 | | |

Eastward trains are superior to trains of the same class in the opposite direction. Except No. 21 is superior to No. 22

10 Westward

S. P. & S. Ry., PORTLAND DIVISION—Second Sub-Division

Eastward

| Water, Wees, Turntables, Fuel, Scales, Standard Clocks, Bul. Bds., Register, Yard Limits | Station Numbers | Car Capacity | | Distance from Warrenton | TIME TABLE No. 95 APRIL 21, 1946 | Distance from Fort Stevens | | | |
|--|-----------------|--------------|--------------|--|-------------------------------------|----------------------------|--|--|--|
| | | Sidings | Other Tracks | | | | | | |
| JXYR | A106 | | 22 | 0.0 | WARRENTON | 3.8 | | | |
| | FS2 | | 35 | 1.8 | FLAVEL | 2.0 | | | |
| X | FS4 | | | 3.8 | FORT STEVENS | 0.0 | | | |
| | | | | Time Over District Average Speed per Hour | | | | | |

EASTWARD TRAINS ARE SUPERIOR TO TRAINS OF THE SAME CLASS IN THE OPPOSITE DIRECTION

Westward

S. P. & S. Ry., PORTLAND DIVISION—Third Sub-Division

Eastward

| Water, Wees, Turntables, Fuel, Scales, Standard Clocks, Bul. Bds., Register, Yard Limits | Station Numbers | Car Capacity | | Distance from Wilkesboro | TIME TABLE No. 95 APRIL 21, 1946 | Distance from Glenwood | | | |
|--|-----------------|--------------|--------------|--|-------------------------------------|------------------------|--|--|--|
| | | Sidings | Other Tracks | | | | | | |
| XPRJ | U26 | | 22 | 0.0 | WILKESBORO | 12.9 | | | |
| X | R1 | | 24 | 1.2 | PENGRA | 11.7 | | | |
| WP | R9 | | | 8.9 | WASHBURN | 4.0 | | | |
| | R12 | | 12E | 11.7 | GRAY'S SPUR | 1.2 | | | |
| XP | R13 | | Yard | 12.9 | GLENWOOD | 0.0 | | | |
| | | | | Time Over District Average Speed per Hour | | | | | |

EASTWARD TRAINS ARE SUPERIOR TO TRAINS OF THE SAME CLASS IN THE OPPOSITE DIRECTION

Westward

S. P. & S. Ry., PORTLAND DIVISION—Fourth Sub-Division

Eastward 11

| Water, Wyes, Turntables, Fuel, Seales, Standard Clocks, Bulb-Beds, Register, Yard Limits | Station Numbers | Car Capacity | | THIRD CLASS | | | SECOND CLASS | | Distance from Portland | TIME TABLE No. 95 | | Distance from Keasey | SECOND CLASS | | THIRD CLASS | | |
|--|-----------------|--------------|--------------|--------------------|--------------------|----------|--------------|--------------------|------------------------|-------------------------------------|------|----------------------|----------------|----------------------|----------------------|------------------|------------------|
| | | Sidings | Other Tracks | 327 | 361 | 325 | | 231 | | APRIL 21, 1946 | | | 230 | | 362 | 326 | 328 |
| | | | | Local Freight | Local Freight | Freight | | Freight | | STATIONS | | | Freight | | Local Freight | Freight | Local Freight |
| | | | | Daily Ex. Saturday | Mon., Wed., Friday | Daily | | Daily Ex. Saturday | | | | | Daily Ex. Sun. | | Tue., Thu., Saturday | Daily | Daily Ex. Sunday |
| XPJ | A10 | | | L 8.50PM | L 11.10AM | L 7.40AM | | L 7.20PM | 10.0 | UNITED JCT..... | 47.0 | A 12.10AM | | A 12.30PM | A 1.00PM | A 12.35AM | |
| OWXP | NB10 | | Yard | | | | | | 10.0 | RAFTON..... | 47.0 | | | | | | |
| JPX | U10 | | | 8.53 | 11.13 | 7.45 | | 7.23 | 10.5 | DN..... RIVER JCT..... EJ | 46.5 | 12.04 | | 12.26 | 12.54 | 12.29 | |
| | U10A | | 31W | 8.56 | 11.16 | 7.50 | | 7.26 | 11.0 | BAN SPUR..... | 46.0 | 12.01AM | | 12.23 | 12.51 | 12.26 | |
| P | U12 | 4 | 11W | 9.00 | 11.20 | 7.55 | | 7.30 | 11.7 | BURLINGTON..... | 45.3 | 11.58PM | | 12.20 | 12.48 | 12.23 | |
| | U13 | | 2W | 9.08 | 11.28 | 8.01 | | 7.38 | 13.4 | FALKENBURG..... | 43.6 | 11.48 | | 12.15 | 12.38 | 12.13 | |
| P | U14 | | 6E | 9.10 | 11.30 | 8.05 | | 7.41 | 13.9 | Auto. Blk. { TUNNEL SPUR..... | 43.1 | 11.43 | | 12.09PM | 12.33 | 12.08AM | |
| P | U15 | | 5W | 9.20 | 11.40 | 8.15 | | 7.51 | 15.5 | Auto. Blk. { ROCKTON..... | 41.5 | 11.33 | | 11.59AM | 12.23 | 11.58PM | |
| | U16 | | 9W | 9.22 | 11.42 | 8.19 | | 7.53 | 15.9 | Auto. Blk. { CULLITON..... | 41.1 | 11.30 | | 11.56 | 12.20 | 11.55 | |
| JXPR | U17 | | 5E | A 9.30PM | 11.50AM | A 8.30AM | | A 8.00PM | 17.1 | DN..... BOWERS JCT..... BJ | 39.9 | L 11.20PM | | 11.50 | L 12.10PM | L 11.45PM | |
| PW 2750' E. | U22 | 47 | 17E | | 12.20PM | | | | 21.9 | D..... NORTH PLAINS... NP | 35.1 | | | 11.10 | | | |
| | U23 | | 26 | | 12.25 | | | | 23.3 | VADIS..... | 33.7 | | | 10.50 | | | |
| | U25 | | 11E | | 12.35 | | | | 25.5 | CHRISTIE..... | 31.5 | | | 10.40 | | | |
| JXPR | U26 | | 12 | | 12.40 | | | | 26.4 | WILKESBORO..... | 30.6 | | | 10.35 | | | |
| XP | U28 | 32 | 22 | | 12.45 | | | | 27.5 | BANKS..... | 29.5 | | | 10.29 | | | |
| WP | U32 | 30 | 7 | | 1.05 | | | | 31.7 | MANNING..... | 25.3 | | | 10.09 | | | |
| P | U39 | 31 | | | 1.40 | | | | 38.8 | TOPHILL..... | 18.2 | | | 9.44 | | | |
| WP | U43 | 29 | | | 2.01 | | | | 43.1 | BRAUN..... | 13.9 | | | 9.25 | | | |
| BYK XPR | U49 | | Yard | | A 2.30PM | | | | 48.5 | D..... VERNONIA..... VN | 8.5 | | | L 9.00AM | | | |
| WX | U57 | | 52 | | | | | | 57.0 | KEASEY..... | 0.0 | | | | | | |
| | | | | | | | | | | (County Line End of Track) | | | | | | | |
| | | | | Daily Ex. Saturday | Mon., Wed., Friday | Daily | | Daily Ex. Saturday | | Time Over District | | Daily Ex. Sun. | | Tue., Thu., Saturday | Daily | Daily Ex. Sunday | |
| | | | | 0.40 | 3.20 | 0.50 | | 0.40 | | Average Speed per Hour | | 0.50 | | 3.30 | 0.50 | 0.50 | |
| | | | | 10.6 | 11.5 | 8.5 | | 10.6 | | | | 8.5 | | 11.0 | 8.5 | 8.5 | |

EASTWARD TRAINS ARE SUPERIOR TO TRAINS OF THE SAME CLASS IN THE OPPOSITE DIRECTION

At Bowers Junction all westward trains to and eastward trains from
O.E. Ry. First Sub-division will register by Ticket per Rule 83-A.
Eastward trains from Fourth Sub-Division will not register.

| Water, Wires, Turn-tables, Fuel, Scales, Standard Clocks, Bulletin Boards, Registers and Yard Limits | Station Numbers | Car Capacity | | THIRD CLASS | | SECOND CLASS | | Distance from Portland | TIME TABLE No. 95 APRIL 21, 1946 | | Distance from Eugene | SECOND CLASS | | THIRD CLASS | |
|--|-----------------|--------------|--------------|--------------------|----------|--------------------|----------|------------------------------|-------------------------------------|---------------|----------------------|------------------|--|-------------|--|
| | | Sidings | Other Tracks | 327 | 325 | 231 | STATIONS | | 230 | 326 | | 328 | | | |
| | | | | Local Freight | Freight | Freight | Freight | | Freight | Local Freight | | Local Freight | | | |
| | | | | Daily Ex. Saturday | Daily | Daily Ex. Saturday | | | Daily Ex. Sunday | Daily | | Daily Ex. Sunday | | | |
| JRXP | U17 | | 5E | L 9.30PM | L 8.30AM | L 8.00PM | 17.1 | DN..... BOWERS JCT..... BJ | 125.7 | A1 1.20PM | A1 2.10PM | A1 1.45PM | | | |
| | E21 | 46 | | 9.38 | 8.45 | 8.08 | 20.9 | 3.8 MERLE..... | 121.9 | 11.05 | 11.50AM | 11.30 | | | |
| | YPXJ | E22 | | 9.40 | 8.48 | 8.10 | 21.5 | 0.6 FOREST GROVE JCT..... | 121.3 | 11.02 | 11.45 | 11.25 10.20 | | | |
| | X | 77 | | 328 9.56 | 9.06 | 8.26 | 26.7 | 5.2 BEAVERTON SIDING..... | 116.1 | 10.46 | 11.29 | 327 9.56 | | | |
| | XWP | E28 | 33 | 10.00 | 9.10 | 8.30 | 27.0 | 0.9 BEAVERTON..... | 115.2 | 10.42 | 11.25 | 9.50 | | | |
| | JVP | E28A | | 10.03PM | 9.12AM | 8.32PM | 28.1 | 0.5 BEBURG..... | 114.7 | 10.40PM | 11.15AM | 9.45PM | | | |

BETWEEN BEBURG AND GRETON TRAINS WILL BE GOVERNED BY SOUTHERN PACIFIC CO. TIME TABLE AND RULES

| JVP | E31 | | | 10.18PM | 9.28AM | 8.48PM | 31.2 | GRETON..... | 111.6 | 10.22PM | | 10.55AM | 9.30PM |
|---------------|------|----|------------|--------------------|--------------|--------------------|-------|--|-------|------------------|--|--------------|------------------|
| PX | E32 | 77 | 9 | 230 10.20 | 9.30 | 8.50 | 32.1 | DN..... TIGARD..... RD | 110.7 | 327 10.20 | | 10.53 | 9.27 |
| P | E36 | | 10 | 10.30 | 9.40 | 9.00 | 36.1 | 4.0 TUALATIN..... | 106.7 | 9.57 | | 10.41 | 9.15 |
| P | E39 | 19 | | 10.40 | 9.47 | 328 9.07 | 39.0 | 2.9 TONQUIN..... | 103.8 | 9.48 | | 10.32 | 231 9.07 |
| P | E43 | 21 | 7 | 10.55 | 9.57 | 9.17 | 43.0 | 4.0 WILSONVILLE..... | 99.8 | 9.33 | | 10.20 | 8.53 |
| P | E45 | 76 | | 11.05 | 328 10.05 | 230 9.25 | 45.4 | 2.4 CUEVIA..... | 97.4 | 321 9.25 | | 325 10.05 | 8.45 |
| P | E49 | 17 | 17 | 11.17 | 10.15 | 9.35 | 49.1 | 3.7 DONALD..... | 93.7 | 9.10 | | 9.47 | 8.35 |
| WP | E55 | 75 | 6E | 11.35 | 10.35 | 9.50 | 54.5 | 5.4 D..... WEST WOODBURN... EN | 88.3 | 8.54 | | 9.30 | 8.20 |
| | E57 | | 9E | 11.45PM | 10.45 | 9.57 | 57.4 | 2.9 ST. LOUIS..... | 85.4 | 8.47 | | 9.15 | 8.04 |
| | E63 | 9 | 6W | 12.05AM | 11.05 | 10.15 | 63.1 | 5.7 HOPMERE..... | 79.7 | 8.34 | | 8.55 | 7.49 |
| P | E64 | | 8 | 12.08 | 11.07 | 10.18 | 64.1 | 1.0 QUINABY..... | 78.7 | 8.32 | | 8.52 | 7.46 |
| PX | E69 | 80 | | 12.28 | 11.17 | 10.33 | 68.6 | 4.5 BUSH..... | 74.2 | 8.20 | | 8.40 | 7.31 |
| WVBPXK | E71 | | 227 | 12.43 | 11.25 | 10.45 | 71.2 | 2.6 DN..... SALEM..... SA | 71.6 | 8.10 | | 8.30 | 7.15 |
| PX | E73 | 52 | | 1.01 | 11.35 | 10.50 | 72.8 | 1.6 MINTO..... | 70.0 | 8.05 | | 8.25 | 7.05 |
| P | E80 | | 11E 5W | 1.26 | 11.55AM | 11.13 | 79.9 | 7.1 ORVILLE..... | 62.9 | 7.45 | | 7.52 | 6.44 |
| P | E85 | 74 | 7E | 1.46 | 12.05PM | 11.28 | 84.8 | 4.9 SIDNEY..... | 58.0 | 7.35 | | 7.37 | 6.32 |
| | E88 | | 17W | 1.56 | 12.15 | 11.36 | 87.9 | 3.1 TALBOT..... | 54.9 | 7.28 | | 7.27 | 6.24 |
| | E91 | | 15W | 2.06 | 12.25 | 11.44 | 90.8 | 2.9 DEVER..... | 52.0 | 7.22 | | 7.18 | 6.17 |
| XBRP TKWOJ | E97 | | Yard | A 2.30AM | A1 2.45PM | 12.01AM | 96.5 | 5.7 DN..... ALBANY YARD..... YD. | 46.3 | 7.10 | | L 7.00AM | L 6.00PM |
| VXP | E98 | | Yard | | | 12.15 | 97.8 | 1.3 ALBANY..... | 45.0 | 6.50 | | | |
| P | E111 | | 12E | | | 12.47 | 111.1 | 13.3 FAYETTEVILLE..... | 31.7 | 6.23 | | | |
| | E114 | | 5E | | | 12.52 | 113.8 | 2.7 POTTER..... | 29.0 | 6.18 | | | |
| | E116 | 6 | | | | 12.56 | 116.1 | 2.3 TULSA..... | 26.7 | 6.14 | | | |
| P | E124 | | 28E | | | 1.10 | 124.2 | 8.1 HARRISBURG..... | 18.6 | 6.00 | | | |
| P | E129 | | 58 | | | 1.20 | 128.7 | 4.5 D..... JUNCTION CITY... JC | 14.1 | 5.50 | | | |
| | E133 | | 6E | | | 1.28 | 133.4 | 4.7 MEADOW VIEW..... | 9.4 | 5.42 | | | |
| | E135 | | 9 | | | 1.31 | 135.0 | 1.6 AWBREY..... | 7.8 | 5.39 | | | |
| | E136 | | 11E 10E | | | 1.33 | 136.1 | 1.1 ENID..... | 6.7 | 5.37 | | | |
| BKXR YFV | E143 | | Yard | | | A 2.00AM | 142.8 | 6.7 D..... EUGENE..... G | 0.0 | L 5.00PM | | | |
| | | | | Daily Ex. Saturday | Daily | Daily Ex. Saturday | | | | Daily Ex. Sunday | | Daily | Daily Ex. Sunday |
| | | | | 5.00 15.9 | 4.15 18.7 | 6.00 20.9 | | Time Over District Average Speed per Hour | | 6.20 19.8 | | 5.10 15.4 | 5.45 17.0 |

EASTWARD TRAINS ARE SUPERIOR TO TRAINS OF THE SAME CLASS IN THE OPPOSITE DIRECTION

Westward

Oregon Electric Ry.—SECOND SUB-DIVISION

Eastward 13

| Water, Wyes, Turntables, Fuel, Scales, Standard Clocks, Bulletin Boards, Register and Yard Limits | Station Numbers | Car Capacity | | Distance from Forest Grove Junction | TIME TABLE No. 95 APRIL 21, 1946 | Distance from Forest Grove |
|---|-----------------|--------------|--------------|--|-------------------------------------|----------------------------|
| | | Sidings | Other Tracks | | | |
| JYPX | E22 | | | 0.0 |FOREST GROVE JCT..... | 10.6 |
| X | F1 | 11 | | 0.8 |ORENCO..... | 9.8 |
| | F3 | | 7E | 2.9 |SEWELL..... | 7.7 |
| P | F5 | 6 | 37 | 4.5 | D.....HILLSBORO.....BO | 6.1 |
| | F8 | | 4 | 7.9 |CORNELIUS..... | 2.7 |
| | F11 | | 17 | 10.6 |FOREST GROVE..... | 0.0 |
| | | | | Time Over District Average Speed per Hour | | |

Eastward trains are superior to trains of the same class in the opposite direction.

Westward

Oregon Electric Ry.—THIRD SUB-DIVISION

Eastward

| Water, Wyes, Turntables, Fuel, Scales, Standard Clocks, Bulletin Boards, Register and Yard Limits | Station Numbers | Car Capacity | | Distance from Albany Yard | TIME TABLE No. 95 APRIL 21, 1946 | Distance from Foster |
|---|-----------------|--------------|--------------|---------------------------|-------------------------------------|----------------------|
| | | Sidings | Other Tracks | | | |
| KBXP WOR | E97 | | Yard | 0.0 | DN.....ALBANY YARD.....YD | 31.2 |
| JV | | | | 0.9 |S. P. CONN. ALBANY..... | 30.3 |
| | | | | 13.6 | | |

Between S. P. Conn. Albany and Lebanon Conn. with O. E. Third Sub-Division Trains Will Be Governed By S. P. Co. Portland Division Time Tables and Rules

| | | | | | | |
|--------------|-----|----|------|--|----------------------------------|------|
| WPJV | S14 | | 20 | 14.5 | DN.....LEBANON.....BA | 16.7 |
| | S15 | 10 | | 14.8 | O. E. Conn.LEBANON..... | 16.4 |
| PX | S16 | 70 | 149 | 15.9 | D.....WELDWOOD.....V | 15.3 |
| P | S20 | | 2 | 20.2 |WATERLOO..... | 11.0 |
| | S22 | | 10 | 22.1 |NYE..... | 9.1 |
| | S24 | | 13 | 24.3 |NARROWS..... | 6.9 |
| PWYO RBJJ | S29 | | Yard | 28.8 | DN.....SWEET HOME.....SW | 2.4 |
| | S31 | | 222 | 31.2 |FOSTER..... | 0.0 |
| | | | | Time Over District Average Speed per Hour | | |

Eastward trains are superior to trains of the same class in the opposite direction.

Westward

Oregon Electric Ry.—FOURTH SUB-DIVISION

Eastward

| Water, Wyes, Turntables, Fuel, Scales, Standard Clocks, Bulletin Boards, Register and Yard Limits | Station Numbers | Car Capacity | | Distance from Sweet Home | TIME TABLE No. 95 APRIL 21, 1946 | Distance from Dollar |
|---|-----------------|--------------|--------------|--|-------------------------------------|----------------------|
| | | Sidings | Other Tracks | | | |
| PWYRB XOJ | S29 | | Yard | 0.0 | DN.....SWEET HOME.....SW | 15.5 |
| | H6 | | 18W | 6.4 |HOLLEY..... | 9.1 |
| | H8 | | 10 | 8.1 |CALAPOOYA..... | 7.4 |
| | H10 | | 30 | 10.5 |RYAN..... | 5.0 |
| | H12 | | 9E | 11.8 |MITCHELL..... | 3.7 |
| | H14 | | 49 | 13.9 |WOODRAFFE SIDING..... | 1.6 |
| W 0.9 MI. E | H16 | | Yard | 15.5 |DOLLAR..... | 0.0 |
| | | | | Time Over District Average Speed per Hour | | |

Eastward trains are superior to trains of the same class in the opposite direction.

VANCOUVER DIVISION

SPECIAL STOPS

No. 1 will stop at any station to discharge revenue passengers from Spokane or east of Spokane; will stop at any station between Spokane and Pasco to pick up revenue passengers for Vancouver and Portland when advance arrangements are made for it with Agents.

No. 1 will stop at Hooper to discharge revenue passengers and will exchange passengers locally between stations Spokane and Pasco where scheduled to stop. Will stop at Maryhill for revenue passengers for Bingen-White Salmon, Vancouver and Portland, and will stop at Stevenson for revenue passengers for Vancouver and Portland.

No. 1 will stop at Camas to discharge revenue passengers from Pasco or east thereof, when advance arrangements are made with Agents or Conductors.

No. 2 will stop at any station to pick up revenue passengers for Spokane or east of Spokane, and at Camas to pick up passengers for Pasco and East when advance arrangements are made for it with Agents; will stop at Stevenson to discharge revenue passengers from Portland and Vancouver; will stop at Maryhill to discharge revenue passengers from Portland, Vancouver and Bingen-White Salmon; will stop at any station between Pasco and Spokane to discharge revenue passengers from Portland and Vancouver; will stop at Hooper daily except Sunday, and will exchange passengers locally between stations Pasco and Spokane where scheduled to stop.

No. 2 will stop at Camas to pick up revenue passengers for Pasco or east thereof, when advance arrangements are made with Agents or Conductors.

Nos. 3 and 4 will stop on flag at Moonax, M. P. 152.6, to pick up or discharge passengers.

Nos. 120 and 121 will stop on flag at Klickitat Springs, M. P. 15.8.

U. S. Mail for dispatch at Redd may be taken through to Pasco for return movement on **No. 2** if **No. 1** is not too late to make connection at Pasco. Otherwise **No. 1** will stop at Redd to dispatch it.

When **No. 1** will not reach Vancouver by 9:15 A.M. back-haul U. S. Mail for **No. 4** will be dispatched at Stevenson and placed in freight house.

PORTLAND DIVISION

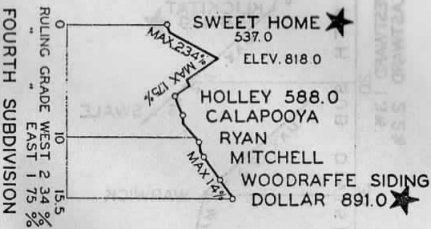
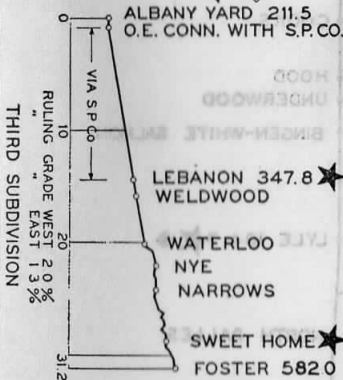
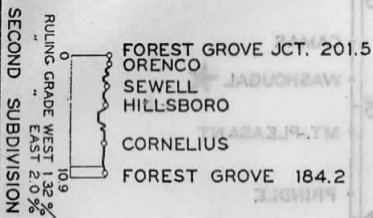
SPECIAL STOPS

Nos. 21 and 22 will stop on flag to receive or discharge passengers at Ivy, Woodson, Neawanna and West.

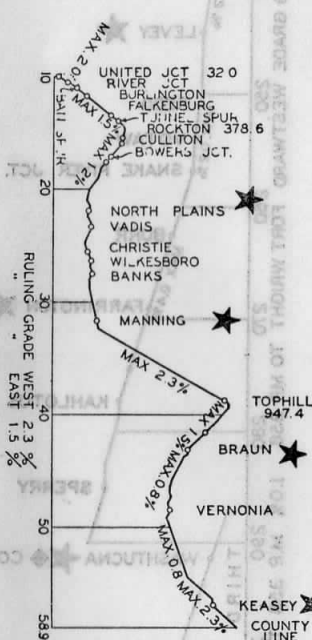


OREGON ELECTRIC RAILWAY CO.


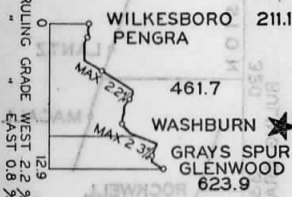
FIRST SUBDIVISION



FOURTH SUBDIVISION

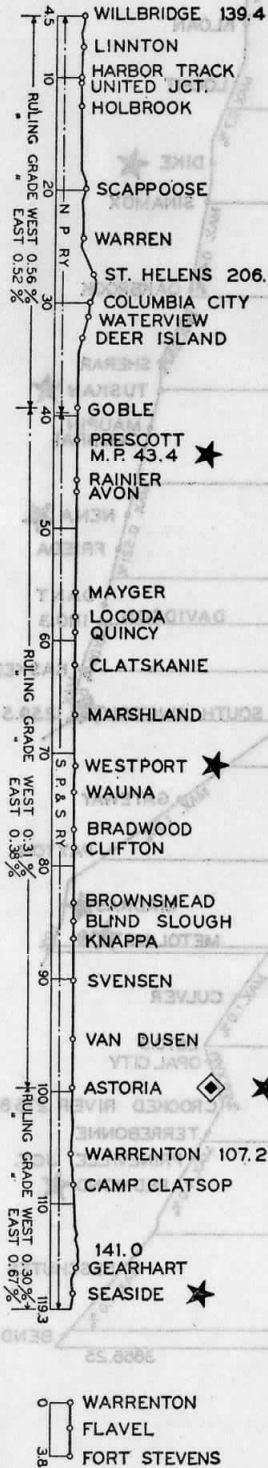


THIRD SUBDIVISION



S. P. & S. RY. - PORTLAND DIVISION

FIRST SUBDIVISION



2ND SUBDIVISION

