

SPOKANE, PORTLAND & SEATTLE RAILWAY CO.

Portland Division

UNITED RAILWAYS COMPANY
GALES CREEK AND WILSON RIVER RAILROAD COMPANY
OREGON ELECTRIC RAILWAY COMPANY

TIME TABLE

No. 124

To be used in conjunction with
Special Instruction Book No. 2

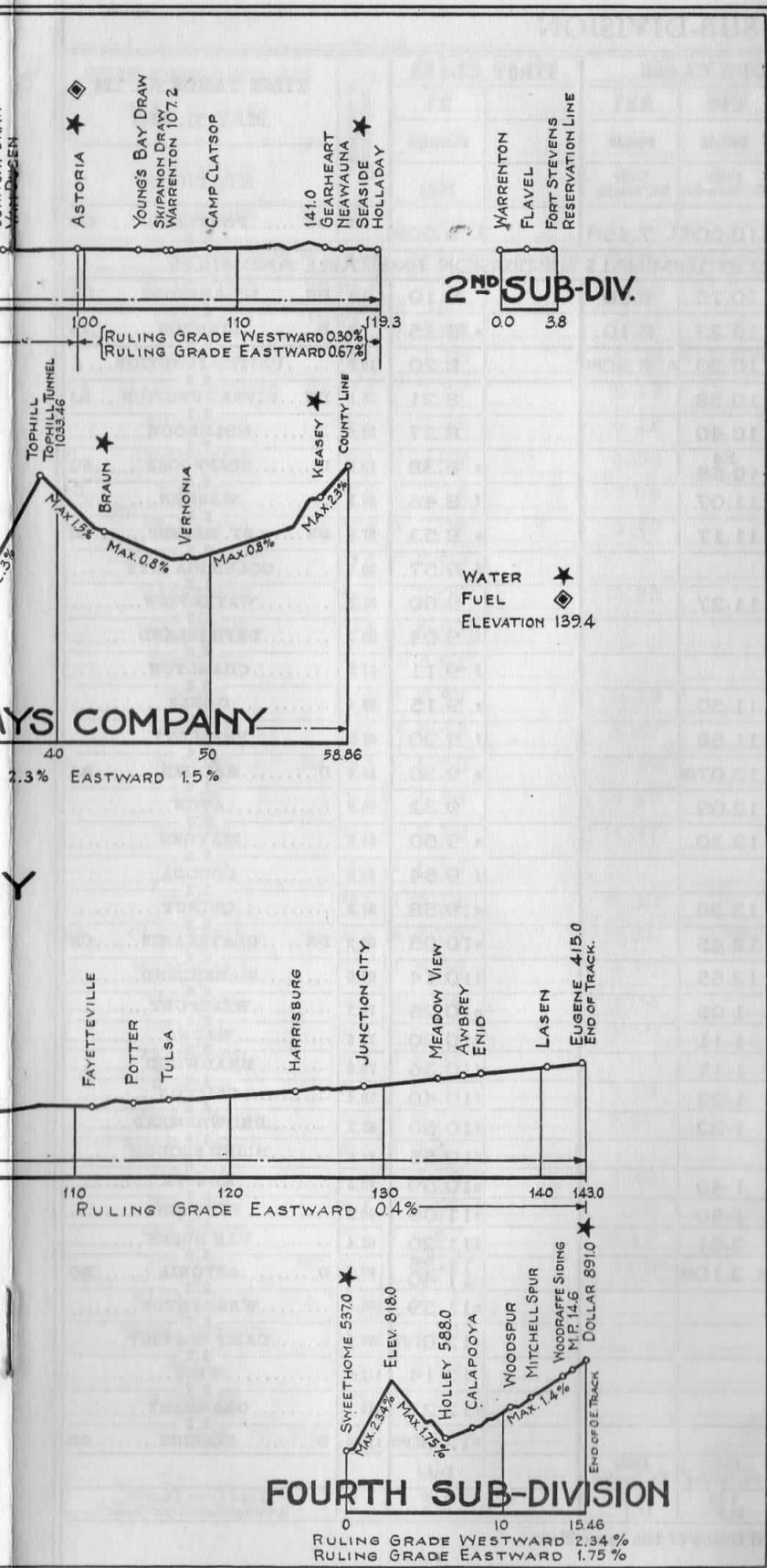
To Take Effect at Twelve-one (12:01)
O'clock A. M., Pacific Time

SUNDAY, MAY 31, 1942

Superseding Time Table No. 123 and all
Supplements Thereto.

For the government of employes only. The Company reserves the right to vary therefrom at pleasure. Be positive that you have the Current Time Table and destroy all previous numbers. Read carefully the Special Instructions and always carry a copy for reference and a copy of TRANSPORTATION RULES.

W. D. PEARCE, Superintendent
M. C. LaBERTEW, Vice-Pres. & Genl. Mgr.



2 WESTWARD

S. P. & S. Ry.—FIRST SUB-DIVISION

Station Numbers	Car Capacity		THIRD CLASS				SECOND CLASS			FIRST CLASS		Distance from Portland	TIME TABLE No. 124 MAY 31, 1942	
	Sidings	Other Tracks	401	295	61	405	293	331	21	Passenger	STATIONS		DN..... PORTLAND..... GO	
			Local Freight	Local Freight	Local Freight	Freight	Freight	Freight	Daily					
0	Yard		L 9.35PM	L 7.00PM	L 10.30AM	L 7.00AM	L 10.00PM	L 7.45PM	L 8.00AM	0.0	4.5			
BETWEEN PORTLAND AND WILLBRIDGE TRAINS WILL BE GOVERNED BY TERMINALS SUB-DIVISION TIME TABLE AND RULES														
4	43	268	9.50	7.20	10.50	7.20	10.15	8.00	8.10	4.5	DN..... WILLBRIDGE..... BR	2.8		
A7	28	331	10.00	²⁴ 7.44	11.00	7.30	10.23	8.10	s 8.15	7.3	D..... LINNTON..... IN	2.7		
A10			A 10.10PM	7.54	A 11.10AM	A 7.40AM	10.30	A 8.20PM	8.20	10.0 UNITED JUNCTION.....	0.5		
A11				7.56			10.32		8.21	10.5	DN... RIVER JUNCTION... RJ	2.1		
A13	29	5		8.05			10.40		8.27	12.6 HOLBROOK.....	7.3		
A20	34	33		8.20			²⁹⁶ 10.55		s 8.38	19.9	D..... SCAPPOOSE..... SQ	4.4		
A24		14W		8.30			11.07		f 8.46	24.3 WARREN.....	3.3		
A28	52	20		8.40			11.17		s 8.53	27.6	DN..... ST. HELENS..... H	2.4		
A30									f 8.57	30.0 COLUMBIA CITY.....	1.3		
A31	43			8.55			11.27		9.00	31.3 WATERVIEW.....	1.9		
A33		9W							f 9.04	33.2 DEER ISLAND.....	4.0		
A37									f 9.11	37.2 CHARLTON.....	2.2		
A39	20	60		²⁹⁶ 9.30			11.50		s 9.15	39.4 GOBLE.....	2.8		
A42		16E		9.40			11.58		f 9.20	42.2 PRESCOTT.....	3.6		
A46		8		9.55			12.07AM		s 9.30	45.8	D..... RAINIER..... BA	1.0		
A47	53			9.57			12.09		9.32	46.8 AVON.....	9.0		
A56	50	13		10.20			12.30		s 9.50	55.8 MAYGER.....	2.2		
A58									f 9.54	58.0 LOCODA.....	1.3		
A59		15W		10.35			12.38		s 9.58	59.3 QUINCY.....	2.9		
A62	45	66		10.43			12.45		s 10.05	62.2	DN..... CLATSKANIE..... CN	4.4		
A67	54	10W		10.58			12.55		f 10.14	66.6 MARSHLAND.....	4.6		
A71	29	44		11.22			1.05		s 10.25	71.2 WESTPORT.....	2.3		
A74		50		11.35			1.11		s 10.30	73.5 WAUNA.....	3.3		
A77		14		11.45			1.17		f 10.36	76.8 BRADWOOD.....	1.6		
A78	43			12.01AM			1.22		f 10.40	78.4 CLIFTON.....	4.9		
A83		2E		12.20			1.32		f 10.50	83.3 BROWNSMEAD.....	1.6		
A85									f 10.55	84.9 BLIND SLOUGH.....	1.6		
A87	20	4E		12.35			1.40		s 10.59	86.5 KNAPPA.....	3.7		
A90	41	2W		12.50			1.50		s 11.09	90.2 SVENSEN.....	5.2		
A95	34			1.12			2.01		f 11.20	95.4 VAN DUSEN.....	4.3		
A100	36	218		A 1.30AM			A 2.10AM		11.35 11.40	99.7	D..... ASTORIA..... RO	5.9		
A106		76							s 11.59	105.6 WARRENTON.....	2.7		
A108	31	31							f 12.06PM	108.3 CAMP CLATSOP.....	3.7		
A112	17								12.14	112.0 WEST.....	3.7		
A116									f 12.22	115.7 GEARHART.....	2.3		
A118	18	105							A 12.30PM	118.0	D..... SEASIDE..... SD			
			Daily Ex. Sunday	Daily Ex. Sunday	Daily Ex. Sunday	Daily	Daily Ex. Sunday	Daily Ex. Sunday	Daily					
			0.35 17.1	6.30 15.3	0.40 15.0	0.40 15.0	4.10 23.9	0.35 17.1	4.30 26.2					

Time Over District
Average Speed per Hour

Eastward trains are superior to westward trains of the same class.

S. P. & S. Ry.—FIRST SUB-DIVISION

EASTWARD 3

TIME TABLE NO. 124 MAY 31, 1942	Distance from Seaside	FIRST CLASS		SECOND CLASS		THIRD CLASS				Water, Wyes, Turntables, Fuel, Scales, Standard Clocks, Bulletin Boards, Register and Yard Limits	
		24		294	330	402	62	406	296		
		Passenger		Freight	Freight	Local Freight	Local Freight	Freight	Local Freight		
STATIONS		Daily		Daily Ex. Sunday	Daily Ex. Monday	Daily Ex. Monday	Daily Ex. Monday	Daily Ex. Monday	Daily Ex. Monday		
DN..... PORTLAND..... GO 4.5	118.0	A 8:05PM		A 7:10PM	A 12:15AM	A 2:15AM	A 1:10PM	A 1:40PM	A 12:05AM		VWTCO BKXRZP
BETWEEN PORTLAND AND WILLBRIDGE TRAINS WILL BE GOVERNED BY TERMINALS SUB-DIVISION TIME TABLE AND RULES											
DN..... WILLBRIDGE..... BR 2.3	113.5	7:51		6:50	11:55	1:55	12:50	1:20	11:45		JRXI P
D..... LINNONTON..... IN 2.7	110.7	f ²⁹⁵ 7:44		6:42	11:47	1:45	12:40	1:10	11:35		XP
..... UNITED JUNCTION..... 0.5	108.0	7:38		6:35	L 11:40PM	L 1:35AM	L 12:30PM	L 1:00PM	11:25		JP
DN..... RIVER JUNCTION..... RJ 2.1	107.5	7:37		6:33					11:23		P
..... HOLBROOK..... 7.3	105.4	7:33		6:23					11:13		
D..... SCAPPOOSE..... 4.4	98.1	f 7:22		6:06					²⁹³ 10:55		
..... WARREN..... 3.3	93.7	f 7:14		5:55					10:35		
DN..... ST. HELENS..... H 2.4	90.4	s 7:09		5:40					10:22		W
..... COLUMBIA CITY..... 1.3	88.0	f 7:02									
..... WATERVIEW..... 1.9	86.7	7:00		5:32					10:05		
..... DEER ISLAND..... 4.0	84.8	f 6:57									
..... CHARLTON..... 2.2	80.8	f 6:51									
..... GOBLE..... 2.8	78.6	f 6:47		5:13					²⁹⁵ 9:30		
..... PRESCOTT..... 3.6	75.8	f 6:42		5:07					9:13		W 1.2 Mi. West
D..... RAINIER..... RA 1.0	72.2	s 6:36		4:59					9:05		P
..... AVON..... 9.0	71.2	6:34		4:57					9:00		
..... MAYGER..... 2.2	62.2	f 6:18		4:37					8:26		P
..... LOCODA..... 1.3	60.0	f 6:14									
..... QUINCY..... 2.9	58.7	f 6:11		4:30					8:12		
DN..... CLATSKANIE..... CN 4.4	55.8	s 6:05		4:24					8:00		P
..... MARSHLAND..... 4.6	51.4	f 5:55		4:14					7:38		
..... WESTPORT..... 2.3	46.8	f 5:46		4:04					7:15		WP
..... WAUNA..... 3.3	44.5	s 5:41		3:59					6:45		
..... BRADWOOD..... 1.6	41.2	f 5:35		3:52					6:25		
..... CLIFTON..... 4.9	39.6	f 5:31		3:48					6:20		P
..... BROWNSMEAD..... 1.6	34.7	f 5:20		3:37					6:02		
..... BLIND SLOUGH..... 1.6	33.1	f 5:17									
..... KNAPPA..... 3.7	31.5	f 5:15		3:30					5:49		P
..... SVENSEN..... 5.2	27.8	f 5:07		3:22					5:35		
..... VAN DUSEN..... 4.3	22.6	f 4:57		3:10					5:16		P
D..... ASTORIA..... RO 5.9	18.3	4:45 4:35		L 3:00PM					L 5:00PM		WTOZP BKXR
..... WARRENTON..... 2.7	12.4	s 4:15									JYX
..... CAMP CLATSOP..... 3.7	9.7	f 4:08									
..... WEST..... 3.7	6.0	3:59									
..... GEARHART..... 2.3	2.3	f 3:50									
D..... SEASIDE..... SD. 0.0	0.0	L 3:45PM									BWY KXR
		Daily		Daily Ex. Sunday	Daily Ex. Sunday	Daily Ex. Monday	Daily Ex. Monday	Daily	Daily Ex. Sunday		
Time Over District		4.20		4.10	0.35	0.40	0.40	0.40	7.05		
Average Speed per Hour		27.2		23.9	17.1	15.0	15.0	15.0	14.1		

Eastward trains are superior to westward trains of the same class.

4 WESTWARD

S. P. & S. Ry.—SECOND SUB-DIVISION

EASTWARD

Water, Wyes, Turntables, Fuel, Scales, Standard Clocks, Bul.-Bds., Register, Yard Limits	Station Numbers	Capacity of Tracks	THIRD CLASS			SECOND CLASS			Distance from Warrenton	TIME TABLE No. 124 MAY 31, 1942		Distance from Fort Stevens	SECOND CLASS			THIRD CLASS		
	JXYR	A106	76						0.0 WARRENTON	3.8							
		FS2	73						1.8 FLAVEL	2.0							
	X	FS4							3.8 FORT STEVENS	0.0							
										Time Over District Average Speed per Hour								

Eastward trains are superior to westward trains of the same class.

WESTWARD

United Railways Co.

EASTWARD

Water, Wyes, Turntables, Fuel, Scales, Standard Clocks, Bul.-Bds., Register, Yard Limits	Station Numbers	Car Capacity		THIRD CLASS			SECOND CLASS		Distance from Portland	TIME TABLE No. 124 MAY 31, 1942		Distance from Keasey	SECOND CLASS		THIRD CLASS		
		Sidings	Other Tracks	401	61	405		331		330	62		402	406			
				Local Freight	Local Freight	Freight		Freight							Freight	Local Freight	Local Freight
	PJ	A10		L 10.10PM	L 11.10AM	L 7.40AM		L 8.20PM	10.0 UNITED JUNCTION	47.0	A 1 1.40PM	A 12.30PM	A 1.35AM	A 1.00PM		
	WXP	NB10							10.0 RAFTON	47.0						
	PX	U10		10.13	11.13	7.45		8.23	10.5	DN... RIVER JUNCTION... RJ	46.5	11.34		12.26	1.29	12.54	
	X	U10A	31W	10.16	11.16	7.50		8.26	11.0 BAN SPUR	46.0	11.31		12.23	1.26	12.51	
		U12	4 11W	10.20	11.20	7.55		8.30	11.7 BURLINGTON	45.3	11.28		12.20	1.23	12.48	
		U13	2W	10.28	11.28	8.01		8.38	13.4 FALKENBURG	43.6	11.18		12.15	1.13	12.38	
	P	U14	6E	10.30	11.30	8.05		8.41	13.9	Mitt. Bul. { TUNNEL SPUR	43.1	11.13		12.09PM	1.08	12.33	
	P	U15	5W	10.40	11.40	8.15		8.51	15.5 ROCKTON	41.5	11.03		11.59	12.58	12.23	
		U16	9W	10.42	11.42	8.19		8.53	15.9 CULLITON	41.1	11.00		11.56	12.55	12.20	
	JXPR	U17	5E	³³⁰ A 10.50PM	⁶² 11.50	A 8.30AM		A 9.00PM	17.1	DN... BOWERS JUNCTION... BJ	39.9	⁴⁰¹ L 10.50PM		⁶¹ 11.50	L 12.45AM	L 12.10PM	
		U18	6E		11.55				17.6 HELVETIA	39.4			11.35			
	PW 2750. E.	U22	47 17E		12.20PM				21.9	D... NORTH PLAINS... NP	35.1			11.10			
		U23	26		12.25				23.3 VADIS	33.7			10.50			
		U25	11E		12.35				25.5 CHRISTIE	31.5			10.40			
	XPR	U26	12 10E		12.40				26.4	D... WILKESBORO... WR	30.6			10.35			
	XP	U28	32 22		12.45				27.5 BANKS	29.5			10.29			
	WP	U32	30 7		1.05				31.7 MANNING	25.3			10.09			
	P	U39	31		1.40				38.8 TOPHILL	18.2			9.44			
		U42	3E		1.50				41.6 SCHMIDLIN SPUR	15.4			9.31			
	WP	U43	29		2.01				43.1 BRAUN	13.9			9.25			
	BYOK XPR	U49	41 157		A 2.30PM				48.5	D... VERNONIA... VN	8.5			L 9.00AM			
	WXP	U57	89						57.0 KEASEY	0.0						
										Time Over District Average Speed per Hour							

Eastward trains are superior to westward trains of the same class.

At Bowers Junction all westward trains and eastward trains from O.E. Ry. First Sub-division will register by Ticket per Rule 83-A. Eastward trains from United Railways will not register.

WESTWARD

Oregon Electric Ry.—FIRST SUB-DIVISION

EASTWARD 5

Water, Wyes, Turn- tables, Fuel, Scales, Standard Clocks, Bul- letin Boards, Register and Yard Limits	Station Numbers	Car Capacity		THIRD CLASS			SECOND CLASS		Distance from Portland	TIME TABLE No. 124 MAY 31, 1942		Distance from Eugene	SECOND CLASS		THIRD CLASS		
		Sidings	Other Tracks	405	403	401	331			STATIONS	330		402	404	406		
				Freight	Local Freight	Local Freight	Freight										
				Daily	Daily Ex. Sunday	Daily Ex. Sunday	Daily Ex. Sunday	Freight								Daily Ex. Sunday	Daily Ex. Monday
JRXP	U17		5E	L 8.30AM		L 10.50PM	L 9.00PM	17.1	DN..BOWERS JUNCTION..BJ	125.7	A10.50PM	A12.45AM		A12.10PM			
	E21		10W	8.45		10.58	9.08	20.9MERLE.....	121.9	10.35	12.33		11.50			
YPX	E22			8.48		11.00	9.10	21.5FOREST GROVE JUNCTION.....	121.3	10.32	12.30		11.45			
WP	E28	3	3W	9.10		11.20	9.30	27.6BEAVERTON.....	115.2	10.12	12.05		11.25			
J	E28A			9.12AM		11.22PM	9.32PM	28.1BEBURG.....	114.7	10.10PM	12.01AM		11.15AM			

BETWEEN BEBURG AND GRETON TRAINS WILL BE GOVERNED BY SOUTHERN PACIFIC CO. TIME TABLE AND RULES

J	E31			9.28AM		11.38PM	9.48PM	31.2GRETON.....	111.6	9.52PM		11.42PM	10.55AM	
PX	E32	77	9	9.30		11.40	9.50	32.1	DN.....TIGARD.....RD	110.7	9.50		11.40	10.53	
P	E36	7		9.40		11.50	10.00	36.1TUALATIN.....	106.7	9.40		11.10	10.41	
P	E39	19		9.47		11.59	10.07	39.8TONQUIN.....	103.8	9.33		10.55	10.32	
P	E43	21	7	9.57		12.10AM	10.17	43.0WILSONVILLE.....	99.8	9.23		10.40	10.20	
	E45	20		10.05		12.20	10.25	45.4CURTIS.....	97.4	9.15		10.25	10.05	
P	E49	17	17	10.15		12.30	10.35	49.1DONALD.....	93.7	9.07		10.15	9.47	
WP	E55	75	6E	10.35		12.50	10.46	54.5WEST WOODBURN.....	88.3	8.54		10.00	9.30	
	E57		9E	10.45		1.00	10.53	57.4ST. LOUIS.....	85.4	8.47		9.50	9.15	
	E63	9	6W	11.05		1.20	11.06	63.1HOPMERE.....	79.7	8.34		9.35	8.55	
P	E64		8	11.07		1.22	11.08	64.1QUINABY.....	78.7	8.32		9.30	8.52	
P	E69	55		11.17		1.32	11.18	68.6BUSH.....	74.2	8.20		9.15	8.40	
WBPXK	E71		235	11.25		1.45	11.30	71.2	DN.....SALEM.....SA	71.6	8.10		9.05PM	8.30	
P	E73	52		11.35		1.50	11.35	72.8MINTO.....	70.0	8.05		9.00	8.25	
P	E80		11E 5W	11.55		2.10	11.55	79.9ORVILLE.....	62.9	7.45		8.39	7.52	
P	E85		21E	12.05PM		2.20	12.05AM	84.8SIDNEY.....	58.0	7.35		8.29	7.37	
	E88		17W	12.15		2.30	12.12	87.9TALBOT.....	54.9	7.28		8.22	7.27	
	E91		9E 15W	12.25		2.40	12.18	90.8DEVER.....	52.0	7.22		8.16	7.18	
	E94	10	8E	12.35		2.50	12.24	93.5CONSER.....	49.3	7.16		8.10	7.09	
XBRP WO	E97	3-134	76	A12.45PM	L 9.00AM	3.05	12.30	96.5	DN...ALBANY YARD...YD.	46.3	7.10		8.00	A 8.00AM L 7.00AM	
BWXP	E98		110		9.10	A 3.20AM	12.50	97.8	D.....ALBANY.....YA	45.0	6.50		L 7.30PM	7.50	
	E111		12E		9.40		1.17	111.1FAYETTEVILLE.....	31.7	6.23			7.22	
	E114		5E		9.49		1.22	113.8POTTER.....	29.0	6.18			7.13	
	E116	6	12W		9.57		1.26	116.1TULSA.....	26.7	6.14			7.05	
P	E124		28E		10.15		1.40	124.2HARRISBURG.....	18.6	6.00			6.40	
P	E129		58		10.40		1.50	128.7	D....JUNCTION CITY...JC	14.1	5.50			6.20	
	E133		6E		11.05		1.58	133.4MEADOW VIEW.....	9.4	5.42			6.00	
	E135		9		11.15		2.01	135.0AWBREY.....	7.8	5.39			5.44	
	E136		11E 10E		11.18		2.03	136.1ENID.....	6.7	5.37			5.40	
PX	E140	24	298		11.43		2.10	140.4LASEN.....	2.4	5.30			5.30	
PBKXR	E143		51		A11.50AM		A 2.30AM	142.8	D.....EUGENE.....G	0.0	L 5.00PM		L 5.00AM		
				Daily	Daily Ex. Sunday	Daily Ex. Monday	Daily Ex. Monday		Time Over District Average Speed per Hour		Daily Ex. Sunday		Daily Ex. Sunday	Daily	
				4.15 18.7	2.50 16.3	4.30 17.9	5.30 22.8				5.50 21.6		5.15 15.4	3.00 15.4	5.10 15.4

Eastward trains are superior to westward trains of the same class.

6 WESTWARD

Oregon Electric Ry.—SECOND SUB-DIVISION

EASTWARD

Water, Wyes, Turntables, Fuel, Scales, Standard Clocks, Bulletin Boards, Register and Yard Limits	Station Numbers	Car Capacity		THIRD CLASS		SECOND CLASS		Distance from Forest Grove Junction	TIME TABLE No. 124 MAY 31, 1942		Distance from Forest Grove	SECOND CLASS		THIRD CLASS		
		Sidings	Other Tracks						STATIONS							
JYPX	E22							0.0	FOREST GROVE JUNCTION.	0.8	10.6					
PX	F1	11						0.8	ORENCO	2.1	9.8					
								2.9	SEWELL	1.6	7.7					
P	F5	6	32					4.5	HILLSBORO	3.4	6.1					
								7.9	CORNELIUS	2.7	2.7					
PR	F11		17					10.6	FOREST GROVE	0.0	0.0					
									Time Over District Average Speed per Hour							

Eastward trains are superior to westward trains of the same class.

WESTWARD

Oregon Electric Ry.—THIRD SUB-DIVISION

EASTWARD

Water, Wyes, Turntables, Fuel, Scales, Standard Clocks, Bulletin Boards, Register and Yard Limits	Station Numbers	Car Capacity		THIRD CLASS		SECOND CLASS		Distance from Albany Yard	TIME TABLE No. 124 MAY 31, 1942		Distance from End of Track	SECOND CLASS		THIRD CLASS	
		Sidings	Other Tracks						STATIONS						
XPWOR	E03	3-134	76					0.0	DN ALBANY YARD	0.9	30.0				
								0.9	S. P. CONN. ALBANY	13.6	29.1				

Between S. P. Conn. Albany and Lebanon Conn. with O. E. Third Sub-Division Trains Will Be Governed By S. P. Co. Portland Division Time Tables and Rules

P	S14							14.5	DN LEBANON	0.3	15.5					
								14.8	LEBANON (O. E. Siding)	1.1	15.2					
X	S16	70	83					15.9	DN EVANSVILLE	4.3	14.1					
P	S20		2E					20.2	WATERLOO	1.9	9.8					
								22.1	NYE	2.2	7.9					
PWY RBX	S24		2 { 5E 8E					24.3	NARROWS	4.5	5.7					
								28.8	DN SWEET HOME	1.2	1.2					
	S29	54	238					30.0	END OF TRACK	0.0	0.0					
									Time Over District Average Speed per Hour							

Eastward trains are superior to westward trains of the same class.

WESTWARD

Oregon Electric Ry.—FOURTH SUB-DIVISION

EASTWARD

Water, Wyes, Turntables, Fuel, Scales, Standard Clocks, Bulletin Boards, Register and Yard Limits	Station Numbers	Car Capacity		THIRD CLASS		SECOND CLASS		Distance from Sweet Home	TIME TABLE No. 124 MAY 31, 1942		Distance from Dollar	SECOND CLASS		THIRD CLASS		
		Sidings	Other Tracks						STATIONS							
PWYRBEX	S29	54	238					0.0	DN SWEET HOME	6.4	15.5					
	H6		18W					6.4	HOLLEY	1.7	9.1					
	H8		10					8.1	CALAPOOYA	2.4	7.4					
	H10		26					10.5	WOODSPUR	1.3	5.0					
	H12		9E					11.8	MITCHELL	2.1	3.7					
	H14		22					13.9	WOODRAFFE SIDING	1.6	1.6					
W 0.9 M.I.E	H16	Two 46	67					15.5	DOLLAR (End of Line)	0.0	0.0					
									Time Over District Average Speed per Hour							

Eastward trains are superior to westward trains of the same class.

Water, Wyes, Turntables, Fuel, Seales, Standard Clocks, Bul.-Bds., Register, Yard Limits	Station Numbers	Car Capacity	THIRD CLASS		SECOND CLASS		Distance from Wilkesboro	TIME TABLE No. 124		Distance from Glenwood	SECOND CLASS		THIRD CLASS	
								MAY 31, 1942						
								STATIONS						
XPR	U26	22					0.0	D..... WILKESBORO WR		12.9				
X	R1	24					1.2 PENGEA		11.7				
	R4	3E					4.2 MENKE SPUR		8.7				
	R7	7E					6.7 ORCHARD DALE		6.2				
WP	R9	16					8.9 WASEBURN		4.0				
	R12	12E					11.7 GRAY'S SPUR		1.2				
XPR	R13	258					12.9 GLENWOOD		0.0				
Time Over District Average Speed per Hour														

Eastward trains are superior to westward trains of the same class.

LIST OF SURGEONS AND MEDICAL DEPARTMENT INSTRUCTIONS

Surgeons will attend, when called upon officially, to all cases of accident occurring to employes or passengers. In cases of sickness it is the intention to limit medical service to the locality or town where a surgeon resides, unless some urgent necessity exists, for which distinct official authority must be had in accordance with established regulations. Railway officials are required to call on the nearest authorized surgeons whenever practicable, when surgical or medical services are needed. When such are accessible, no responsibility will be assumed for bills for medical services rendered by any other physician. In the event of a sudden emergency, arising from accident, if necessary, proper surgical aid should be procured until the arrival of a regularly appointed surgeon, when the case should be placed in his charge, and in no case should the services of any but an authorized company surgeon be continued after such surgeon is able to assume charge of the case.

Boarding and nursing are furnished only at hospitals with which arrangements have been made. No responsibility will be assumed for bills incurred elsewhere unless specially authorized or approved by the Chief Surgeon.

SURGEONS

DR. CHAS. C. NEWCASTLE, Chief Surgeon { —318 Mayer Building, Portland.
 DR. WILMOT C. FOSTER, Asst. Surgeon { —Telephone BEacon 5070; if no answer call ATwater 4175.

DR. C. E. BROUS, Local Surgeon, Linnton.
 DR. A. E. JOHNSTONE, Local Surgeon, St. Helens.
 DR. EDW. S. KOZIOL, Local Surgeon, St. Helens.
 DR. M. A. KENNEY, Local Surgeon, Rainier.
 DR. PAUL H. STARR, Local Surgeon, Clatskanie.
 DR. J. L. WOODIN, Local Surgeon, Clatskanie.
 DR. V. S. GEARY, Local Surgeon, Westport.
 DR. ARTHUR VAN DUSEN, Local Surgeon, Astoria.
 DR. O. C. HAGMEIER, Local Surgeon, Seaside.
 DR. J. E. VINSON, Local Surgeon, Seaside.
 DR. ROLAND D. EBY, Local Surgeon, Vernonia.
 DR. A. O. PITMAN, Local Surgeon, Hillsboro.
 DR. GERALD B. SMITH, Local Surgeon, Woodburn.
 DR. W. B. MORSE, Local Surgeon, Salem.
 DR. C. H. ROBERTSON, Local Surgeon, Salem.
 DR. G. E. FORTMILLER, Local Surgeon, Albany.
 DR. R. BRUCE MILLER, Local Surgeon, Lebanon.
 DR. ROBT. LANGMACK, Local Surgeon, Sweet Home.
 DR. D. G. CLARK, Local Surgeon, Harrisburg.
 DR. A. O. WALLER, Local Surgeon, Eugene.

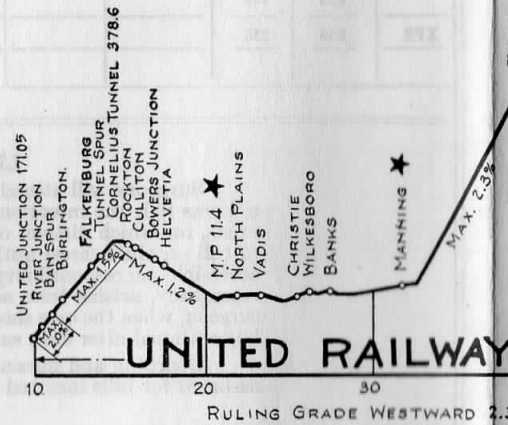

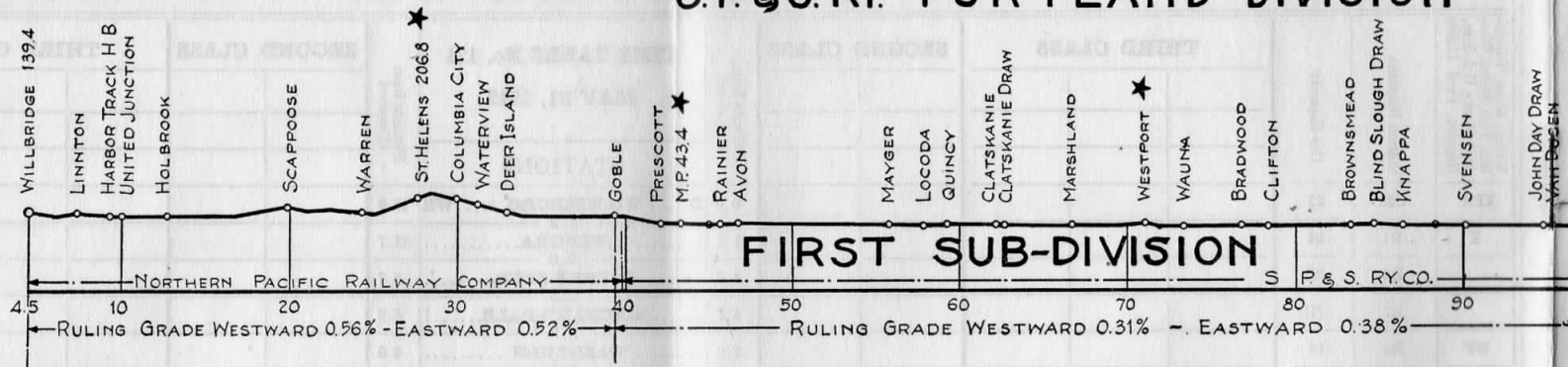
Stretchers are located at following points:

Astoria
 Rainier
 Portland, Baggage Room
 Portland, Oregon Electric Shops
 Vernonia
 Salem
 Albany

R. C. SCOFFERN, Trainmaster
 J. L. MONAHAN, Trainmaster
 C. F. CROFFUT, Trainmaster
 H. E. OATFIELD, Trainmaster
 A. BERGH, Trainmaster

A. W. GEORGE, Asst. Trainmaster
 H. JACKSON, Chief Dispatcher, Portland
 F. C. WAGER, Mechanical Supt., Vancouver
 C. E. BARNES, Traveling Engineer
 W. C. ABBOTT, Traveling Engineer
 J. M. WASSENAR, Traveling Engineer

S. P. & S. RY. PORTLAND DIVISION



OREGON ELECTRIC RAILWAY COMPANY

