

COMPANY SURGEONS

- Dr. Roscoe C. Webb, Chief Surg., Home phone Colfax 4101,
1849 Medical Arts Building, 9th St. and Nicollet Ave.,
Minneapolis, Minn.
Dr. H. M. N. Wynne, Asst. Chief Surg., Minneapolis, Minn.
Dr. H. E. Wheeler, Division Surg., Spokane, Wash.
Dr. D. S. MacKenzie, Division Surgeon, Havre, Mont.
Dr. W. W. Taylor, Division Surgeon, Whitefish, Mont.
Dr. A. T. Lees, Asst. Division Surgeon, Whitefish, Mont.
Dr. Chas. Houtz, Asst. Division Surgeon, Havre, Mont.

OPHTHALMIC SURGEONS

- Dr. H. D. HugginsKalispell
Dr. W. L. ForsterHavre
Dr. R. J. SprowlSpokane

LOCAL SURGEONS.

- Dr. Robert A. BenkeChester.
Dr. M. D. Ridle—Dr. W. C. RobinsonShelby.
Dr. P. O. Neraal—Dr. S. D. WhetstoneCut Bank.
Dr. H. F. SchraderBrowning.
Dr. W. L. KellColumbia Falls.
Dr. W. Q. ConwayKalispell.
Dr. T. B. MooreKalispell.
Dr. E. P. CockrellKalispell.
Dr. Chester A. ClarkEureka.
Dr. Chas. T. Martin—Dr. James M. CairnsLibby.
Dr. R. M. BowellBonners Ferry.
Dr. William F. TylerSand Point.
Dr. Leslie J. StauferPriest River.
Dr. A. T. MunroNewport
Dr. J. FarrowHillyard.

C. R. BLISS, Chief Dispatcher.
L. E. COOPER, Trainmaster.
H. J. NICHOLS, Trainmaster.
C. AMSBAUGH, Trainmaster.
J. E. O'BRIEN, Trainmaster.



KALISPELL DIVISION TIME TABLE 50

EFFECTIVE 12.01 A. M.
MOUNTAIN TIME
AND

PACIFIC TIME

Sunday, December 6, 1942.

Be positive you have with you while on duty, current time table and special instructions relating thereto.

MOUNTAIN TIME GOVERNS FIRST, SECOND, THIRD, FIFTH AND SEVENTH SUBDIVISIONS.

PACIFIC TIME GOVERNS FOURTH AND SIXTH SUBDIVISIONS.

C. O. HOOKER, Superintendent.
T. F. DIXON, General Manager.
J. B. SMITH, General Superintendent Transportation.

2 WESTWARD

FIRST SUBDIVISION

Station Numbers	Car Capacity		THIRD CLASS		FIRST CLASS			Distances from Havre	Time Table No. 50		Telegraph Calls	
	Sidings	Other Tracks	681	657		41	1		27	Effective December 6, 1942		Mountain Time
			Daily Ex. Sunday	Mon., Wed. Fri.		Daily Ex. Sunday	Daily		Daily			
Yard	2011			L 6.00Am				L 8.10Am L 3.30Am	Double Track	HAVRE	HX	
TRAINS BETWEEN PACIFIC JCT. AND HAVRE BE GOVERNED BY BUTTE DIVISION TIME TABLE.												
961		29		L 6.15Am				L 8.17Am L 3.38Am	4.03	Double Track } PACIFIC JUNCTION		
967	128	6		6.40				8.24 f 3.47	9.97	BURNHAM		
971	61	14		6.55				8.30 f 3.54	14.62	FRESNO		
976	128	44		7.10				8.36 f 4.02	19.86	KREMLIN	KN	
982	60	7		7.27				8.44 f 4.12	25.81	XENIA		
986	E89 W60	83		7.41				8.49 f 4.19	29.47	GILDFORD	GR	
992	61 E58 W60	80		8.01				8.57 f 4.29	35.40	HINGHAM	HG	
998		85		8.16				9.05 f 4.39	41.87	RUDYARD	RU	
1004	89	29		8.34				9.13 f 4.49	47.61	INVERNESS	RN	
1008		82		8.54				9.18 f 4.55	51.45	JOPLIN	JO	
1013	E99 W125 E89 W60	66		9.01				9.22 f 4.59	54.42	BUELOW		
1018		66		A 9.20 L 10.05				f 9.32 s 5.11	61.52	CHESTER	CH	
1024	61	14		10.25				9.40 f 5.20	67.06	TIBER		
1031	89	20		10.55				9.50 f 5.32	74.59	LOTHAIR	AR	
1037	60	39		11.20				9.58 f 5.42	80.58	GALATA	GA	
1043	141 E89 W60 E169 W241	407		11.45				10.06 f 5.52	86.60	DEVON	CD	
1052		10		12.30Pm				10.17 f 6.06	95.34	DUNKIRK		
1061		407		L 8.30Am A 12.45 L 2.00				L 10.40Am s 10.35 s 6.30	104.67	SHELBY	SJ	
1063				A 8.40Am				A 10.43Am 10.38 6.33	106.16	SWEET GRASS LINE JCT.		
1074	W122	31		2.35				10.55 f 6.52	117.70	ETHRIDGE	DG	
1082				2.55				11.06 f 7.05	125.46	BALTIC		
1087	180	186		3.40				s 11.13 s 7.15	128.95	CUT BANK	CT	
1093		8		4.05				f 7.25	134.97	GUNSIGHT		
1095		30		4.15				f 7.31	138.55	SUNDANCE		
1100	W59	7		4.25				11.34 f 7.39	143.79	FORT PIEGAN		
1106		9		4.35				11.41 f 7.47	149.22	MERIWETHER		
1112	Yard	680		A 4.50Pm				A 11.50Am A f 7.56Am	155.10	BLACKFOOT	BF	
				.10 9.8	10.50 14.32			.08 29.80 3.33 42.70 4.18 35.15		Time Over Subdivision Average Speed Per Hour		

Westward trains are superior to eastward trains of the same class.

Conditional stops—

No. 1 at any station between Havre and Cut Bank to discharge revenue passengers from Williston and points East.

MOUNTAIN TIME GOVERNS FIRST, SECOND, THIRD, FIFTH AND SEVENTH SUBDIVISIONS.
PACIFIC TIME GOVERNS FOURTH AND SIXTH SUBDIVISIONS.

FIRST SUBDIVISION

EASTWARD 3

Time Table No. 50 Effective December 6, 1942 Mountain Time		Distance from Blackfoot	FIRST CLASS				SECOND CLASS				THIRD CLASS		SIGNS
			28	40	2		460	472	424	446	658	682	
			Daily	Daily Ex. Sunday	Daily		Daily	Daily	Daily	Daily	Tue., Thur. and Sat.	Daily Ex. Sunday	
Double Track	HAVRE	155.19	A 5.35Am		A 11.05Pm		A 7.10Am	A 12.25Pm	A 5.30Pm	A 1.00Am	A 4.15Pm	BPRKD NWCOX	
TRAINS BETWEEN PACIFIC JCT. AND HAVRE BE GOVERNED BY BUTTE DIVISION TIME TABLE.													
Double Track	PACIFIC JUNCTION	4.03	A 5.27Am		A 10.58Pm		A 6.55Am	A 12.10Pm	A 5.15Pm	A 12.45Am	A 3.55Pm	JIPY	
	BURNHAM	5.94	f 5.16		10.50		6.40	11.57	5.01	12.31	3.35	P	
	FRESNO	4.65	f 5.07		10.44		6.25	11.47	4.50	12.20	3.15	P	
	KREMLIN	4.74	f 4.58		10.37		6.15	11.38	4.40	12.10Am	3.00	DP	
	XENIA	5.95	f 4.47		10.28		6.02	11.25	4.25	11.55	2.35	P	
	GILDFORD	4.16	f 4.40		10.21		5.50	11.15	4.15	11.45	2.20	DNPW	
	HINGHAM	5.93	f 4.29		10.13		5.38	11.03	3.59	11.30	1.55	DP	
	RUDYARD	5.97	f 4.16		10.05		5.25	10.51	3.45	11.15	1.30	DP	
	INVERNESS	6.24	f 4.06		9.57		5.12	10.39	3.30	11.05	1.10	DP	
	JOPLIN	8.84	f 3.59		9.52		5.05	10.32	3.23	10.58	12.50	DP	
	BUELOW	2.97	f 3.54		9.48		4.59	10.25	3.15	10.50	12.35	P	
	CHESTER	7.10	f 3.42		9.37		4.20	10.05	2.55	10.30	12.10Pm	DNPW	
	TIBER	5.54	f 3.33		9.28		4.05	9.40	2.40	10.15	11.37	P	
	LOTHAIR	7.53	f 3.22		9.17		3.50	9.20	2.25	10.00	11.22	DP	
	GALATA	5.99	f 3.11		9.07		3.30	9.00	1.59	9.40	11.00	DP	
	DEVON	6.02	f 3.01		8.57		3.15	8.45	1.45	9.25	10.06	DNPW	
	DUNKIRK	8.74	f 2.47		8.45		2.58	8.29	1.25	9.00	9.30	P	
	SHELBY	9.33	f 2.33	A 8.00Pm	8.30		2.33	8.05	1.01	8.35	9.00	BRKDNP WOIYXJ	
	SWEET GRASS LINE JCT.	1.49	2.23	L 7.55Pm	8.20		2.05	7.57	12.50	8.10	8.20	PXJ	
	ETHRIDGE	11.54	f 2.07		8.05		1.40	7.33	12.30	7.45	7.55	DP	
	BALTIC	7.76	f 1.56		7.53		1.25	7.16	12.16	7.25	7.35	P	
	CUT BANK	3.49	f 1.49		7.45		1.10	7.00	12.01Pm	7.10	7.25	DNWIP	
	GUNSIGHT	6.02	f 1.37		7.30		12.55	6.48	11.46	6.55	7.10		
	SUNDANCE	3.58	f 1.32		7.25		12.45	6.40	11.39	6.45	7.00	P	
	FORT PIEGAN	5.24	f 1.24		7.18		12.30	6.28	11.26	6.30	6.45	P	
	MERIWETHER	5.43	f 1.16		7.11		12.15	6.15	11.13	6.15	6.30	P	
	BLACKFOOT	5.97	L 1.07Am		7.00Pm		L 12.01Am	L 6.00Am	L 11.00Am	L 6.00Pm	L 6.15Am	BRKDNP WOIYX	
Time Over Subdivision			4.20		3.58		6.54	6.10	6.15	6.45	9.40		
Average Speed Per Hour			34.91		19.2		21.99	24.51	24.18	22.39	15.6	0.09 9.93	

Westward trains are superior to eastward trains of the same class.

Conditional stops—

No. 2 at any station between Cutbank and Havre to pick up revenue passengers destined Williston or points east.

4 WESTWARD

SECOND SUBDIVISION

Station Numbers	Car Capacity		THIRD CLASS			FIRST CLASS			Distance from Blackfoot	Time Table No. 50		Telegraph Calls
	Siding	Other Tracks	683			1 27				Effective December 6, 1942		
			Tue., Thur., Sat.			Daily				Mountain Time		
STATIONS												
1112	Yard	630			L 5.45Am			L 11.50Am	L 7.56Am		BLACKFOOT	BF
1120	E 124 W 104	60			6.40			12.05Pm	s 8.11	7.29	7.29 BROWNING	BG
1125	98	14			7.15			12.15	f 8.21	12.47	8.18 TRIPLE DIVIDE	
1130	E 130 W 59	6			7.30			12.22	f 8.28	16.17	8.70 SPOTTED ROBE	
1133	W 60	126			7.55			12.30	f 8.40	20.75	4.58 GLACIER PARK	MD
1186	112	10			8.05			12.35	f 8.45	23.45	2.70 BISON	
1141	E 129 W 112	10			8.20			12.40	f 8.51	26.57	3.12 RISING WOLF	
1147	W 130	31			9.02			12.50	f 9.02	32.83	5.20 SUMMIT	SM
1153	E 60	9			9.25			1.02	f 9.14	39.63	6.30 BLACKTAIL	FD
1157		13			9.45			1.08	f 9.20	42.71	8.08 SINGLESHOT	
1161	E 61 E 98 W 136	13			10.00			1.16	f 9.28	47.12	4.41 NIMROD	
1165	W 136	212			10.20			1.22	s 9.36	51.03	3.91 WALTON	SX
1171	60	13			10.40			1.31	f 9.46	56.69	5.66 PINNACLE	
1175		14			11.00			1.39	f 9.54	61.52	4.33 HIDDEN LAKE	
1181	E 70 W 99	14			11.32			1.48	f 10.04	66.92	5.40 RED EAGLE	NY
1192	E 150 W 60	96			12.17Pm			2.08	f 10.23	77.82	10.90 BELTON	BE
1200	W 60	15			12.45			2.20	f 10.39	86.20	8.38 CITADEL	
1207	111	265			1.15			s 2.35	s 10.59	93.42	7.22 COLUMBIA FALLS	CF
1210		46			1.25			2.40	f 11.05	96.36	2.94 HALF MOON	
1215	Yard	1076			A 1.40Pm			A 2.50Pm	A 11.15Am	101.06	4.70 WHITEFISH	WF
					7.55 12.8			3.00 33.68	3.19 30.49		Time Over Subdivision Average Speed Per Hour	

Westward trains are superior to eastward trains of the same class.

Conditional stops—

No. 1 Browning to discharge revenue passengers from points south of Shelby.

SECOND SUBDIVISION

EASTWARD 5

Time Table No. 50

Effective December 6, 1942
Mountain Time

STATIONS	Distance from Whitefish	FIRST CLASS			SECOND CLASS				THIRD CLASS		SIGNS
		2	28		424	446	460	472	684		
		Daily	Daily		Daily	Daily	Daily	Daily		Mon., Wed. Fri.	
BLACKFOOT 7.29	101.06	A 7.00Pm	A 1.07Am		A 10.45Am	A 5.45Pm	A 11.45Pm	A 5.45Am		A 2.10Pm	KRDNPW IOYXB
BROWNING 5.18	93.77	6.48	s 12.55		10.25	5.27	11.25	5.28		1.50	DNPW
TRIPLE DIVIDE 3.70	88.59	6.40	f 12.45		10.10	5.12	11.10	5.14		1.30	P
SPOTTED ROBE 4.58	84.89	6.34	f 12.38		9.57	5.05	11.03	5.05		1.15	P DNPW
GLACIER PARK	80.81	6.25	f 12.29		9.37	4.50	10.50	4.50		1.00	YX
BISON 3.12	77.61	6.20	f 12.21		9.30	4.43	10.43	4.42		12.35	P
RISING WOLF 6.28	74.49	6.15	f 12.15		9.20	4.33	10.33	4.32		12.20Pm	P DNPW
SUMMIT 6.80	68.23	6.03	f 12.03Am		9.02	4.15	10.15	4.15		11.50	IYX
BLACKTAIL 3.05	61.43	5.41	f 11.46		8.15	3.30	9.32	3.32		11.10	PW
SINGLESHOT	58.85	5.32	f 11.39		8.00	3.05	9.12	3.12		10.50	P
NIMROD 3.91	58.94	5.20	f 11.29		7.37	2.40	8.45	2.40		10.30	IP KDNPW
WALTON 5.66	50.03	5.10	f 11.21		7.20	2.20	8.20	2.20		10.10	BOYX
PINNACLE 4.83	44.87	4.59	f 11.07		6.45	1.45	7.45	1.50		9.40	P
HIDDEN LAKE 5.40	39.54	4.50	f 10.59		6.20	1.18	7.20	1.20		9.10	P
RED EAGLE	34.14	4.40	f 10.50		5.50	12.50	6.50	12.50		8.40	DNIYPW
BELTON 8.33	23.24	4.20	f 10.30		5.15	12.17Pm	6.15	12.15Am		8.00	DNP
CITADEL 7.22	14.86	4.04	f 10.13		4.45	11.55	5.50	11.50		7.15	PW
COLUMBIA FALLS 2.94	7.64	s 3.50	s 10.00		4.25	11.30	5.30	11.27		6.45	DNJYXIP
HALF MOON 4.70	4.70	3.43	f 9.43		4.15	11.18	5.17	11.15		6.25	P KRDNPW
WHITEFISH		L 3.35Pm	L 9.35Pm		L 4.00Am	L 11.00Am	L 5.00Pm	L 11.00Pm		L 6.10Am	BCOX
Time Over Subdivision		3.25	3.32		6.45	6.45	6.45	6.45		8.00	
Average Speed Per Hour		29.58	28.60		14.97	14.97	14.97	14.97		12.6	

Westward trains are superior to eastward trains of the same class.

Conditional stops—

No. 2 on flag at stations west of Blackfoot to pick up revenue passengers for south of Shelby or east of Havre where No. 2 is scheduled to stop.

MOUNTAIN TIME GOVERNS FIRST, SECOND, THIRD, FIFTH AND SEVENTH SUBDIVISIONS.

PACIFIC TIME GOVERNS FOURTH AND SIXTH SUBDIVISIONS.

6 WESTWARD

THIRD SUBDIVISION

Station Numbers	Car Capacity		THIRD CLASS			FIRST CLASS			Distance from Whitefish	Time Table No. 50		Telegraph Calls
	Sidings	Other Tracks	687			1 27				Effective December 6, 1942		
			Mon., Wed. Fri.			Daily	Daily	MOUNTAIN TIME				
STATIONS												
1215	Yard	1076			L 4.25Am			L 3.00Pm	L 11.20Am	0.0	WHITEFISH	WF
1220	151	0			4.40			3.13	f 11.32	6.00	6.00 VISTA	
									f 11.36	8.38	2.38 DEPEW	
1227	89	15			5.05			3.25	f 11.41	11.81	3.43 LUPFER	
1232	E70 W70	26			5.20			3.33	f 11.49	17.27	5.46 OLNEY	KY
1238	70	17			5.45			3.42	f 11.57	28.05	5.78 RADNOR	
1245	113	84			6.20			3.52	f 12.07Pm	30.11	7.06 STRYKER	SY
1251	69	15			6.42			4.01	f 12.15	36.08	5.97 TREGO	
1256	136	16			7.00			4.08	f 12.23	40.70	4.62 FORTINE	FR
1262	150	15			7.40			4.17	f 12.32	46.61	5.91 TOBACCO	BA
1267	140	39			8.30			4.26	s 12.41	52.89	5.78 EUREKA	KA
1276	E136 W87	144			9.15			4.37	s 12.54	61.26	8.87 REXFORD	RD
1280	137	6			10.05			4.51	f 1.08	72.05	10.80 STONEHILL	
1282	145	5			10.30			5.06	f 1.23	83.21	11.15 URAL	
1287	131	4			10.45			5.14	f 1.33	88.16	4.95 VOLCOUR	VR
1292		22			11.07				f 1.43	92.85	4.69 WARLAND	
1295	139				11.25			5.26	f 1.49	95.86	8.01 YARNELL	
1302	E65 W65	10			12.05Pm			5.36	f 2.01	108.76	7.90 JENNINGS	
1308	70	8			12.48			5.44	f 2.10	109.48	5.72 RIPLEY	
1315	258	165			1.10			f 5.55	s 2.25	116.82	6.84 LIBBY	CK
1326		15			1.40			6.16	f 2.42	127.33	11.01 KOOTENAI FALLS	
1332	Yard	845			A 1.55Pm			A 6.30Pm	A 2.55Pm	134.55	7.22 TROY	UX
					9.30 14.16			8.30 38.44	8.35 37.54		Time Over Subdivision Average Speed Per Hour	

Westward trains are superior to eastward trains of the same class.

MOUNTAIN TIME GOVERNS FIRST, SECOND, THIRD, FIFTH AND SEVENTH SUBDIVISIONS.
PACIFIC TIME GOVERNS FOURTH AND SIXTH SUBDIVISIONS.

THIRD SUBDIVISION

EASTWARD 7

Time Table No. 50

Effective December 6, 1942

Mountain Time

STATIONS	Distance from Troy	FIRST CLASS			SECOND CLASS				THIRD CLASS		SIGNS
		2	28		472	424	446	460	688		
		Daily	Daily		Daily	Daily	Daily	Daily	Tue., Thurs., Sat.		
WHITEFISH..... 6.00	134.55	A 3.25Pm	A 9.25Pm		A 6.35Am	A 1.55Pm	A 7.00Pm	A 12.05Am		A 2.45Pm	KRDNP BWCOX
VISTA..... 2.38	129.15	3.13	f 9.14		6.20	1.40	6.45	11.50Pm		2.30	P
DEPEW..... 3.43	126.40		f 9.09								P
LUFFER..... 5.46	122.74	3.06	f 9.03		6.05	1.25	6.30	11.35		2.10	P
OLNEY.....	117.28	2.59	f 8.54		5.55	1.15	6.20	11.25		1.15	DNPW
5.78 RADNOR.....	111.50	2.51	f 8.44		5.45	1.01	6.10	11.15		12.45	P
7.06 STRYKER.....	104.44	2.42	f 8.32		5.30	12.50	5.55	11.00		12.07Pm	DNPWY
5.97 TREGO.....	98.47	2.32	f 8.19		5.05	12.15Pm	5.35	10.35		11.35	P
4.82 FORTINE.....	93.85	2.23	f 8.09		4.50	11.50	5.15	10.20		11.10	DP
5.91 TOBACCO.....	87.94	2.13	f 7.57		4.30	11.30	4.45	10.00		10.45	NPW
5.78 EUREKA.....	82.16	2.04	s 7.45		4.10	11.15	4.26	9.40		10.25	DP
8.87 REXFORD.....	73.29	1.51	s 7.28		3.35	10.35	3.35	9.05		9.45	DNPWY
10.80 STONEHILL.....	62.49	1.37	f 7.10		3.15	10.05	2.55	8.45		8.50	PW
11.15 URAL.....	51.34	1.23	f 6.53		2.55	9.45	2.35	8.25		8.10	P
4.95 VOLCOUR.....	46.39	1.16	f 6.45		2.45	9.35	2.25	8.15		7.50	DNPW
4.69 WARLAND.....	41.70		f 6.37							7.30	P
8.01 YARNELL.....	38.21	1.06	f 6.32		2.30	9.20	1.49	8.00		7.15	P
7.90 JENNINGS.....	30.79	12.56	f 6.19		2.15	9.05	1.32	7.45		6.40	P
5.72 RIPLEY.....	25.07	12.48	f 6.10		2.00	8.50	1.22	7.30		6.15	P
6.84 LIBBY.....	18.28	f 12.37	s 5.55		1.45	8.35	1.10	7.15		5.45	DNPW
11.01 KOOTENAI FALLS.....	7.22	12.22	f 5.36		1.25	8.10	12.35	6.55		5.05	PI KRDNP BWOX
7.22 TROY.....		L 12.10Pm	L 5.25Pm		L 1.05Am	L 7.50Am	L 12.15Pm	L 6.35Pm		L 4.45Am	
Time Over Subdivision		3.15	4.00		5.30	6.05	6.45	5.30		10.00	
Average Speed Per Hour		41.40	33.64		24.46	22.13	19.93	24.46		13.45	

Westward trains are superior to eastward trains of the same class.

Conditional stops—

No. 2 at stations west of Whitefish to pick up revenue passengers for south of Shelby or east of Havre where No. 2 is scheduled to stop.

MOUNTAIN TIME GOVERNS FIRST, SECOND, THIRD, FIFTH AND SEVENTH SUBDIVISIONS.

PACIFIC TIME GOVERNS FOURTH AND SIXTH SUBDIVISIONS.

8 WESTWARD

FOURTH SUBDIVISION

Station Numbers	Car Capacity		THIRD CLASS			FIRST CLASS			Distance from Troy	Time Table No. 50		Telegraph Calls
	Sidings	Other Tracks								Effective December 6, 1942		
			689		1 27		Pacific Time					
			Tue., Thur., Sat.		Daily		Daily		STATIONS			
1832	Yard	845	L	5.00Am	L	5.40Pm	L	2.00Pm	0.0	TROY	UX	
1840	149	30		5.25		5.50		2.11	6.68	6.68	YAKT	
1847	181	14		6.01		6.03	f	2.24	18.71	7.03	LEONIA	
1853	70	6		6.25		6.16		2.36	20.64	6.93	KATKA	
1860	69	10		6.45		6.28		2.48	27.03	6.39	CROSSPORT	
1864	E119 W68	135		7.30		6.35	s	2.58	31.84	4.31	BONNER'S FERRY	
1869	70	18		7.45		6.44	f	3.07	36.81	4.97	MORAVIA	
1876	119	29		8.10		6.54	f	3.19	43.72	6.41	NAPLES	
1883	70	8		8.30		7.05	f	3.31	50.11	7.39	ELMIRA	
1890	125	10		8.51		7.15	f	3.42	56.93	6.82	COLBURN	
1898	W133 E95	293		9.27		7.25	s	3.55	64.78	7.85	SAND POINT	
1407	70	13		10.15		7.39	f	4.08	67.74	2.96	DOVER	
1410	70	15		10.35		7.47	f	4.15	73.62	5.88	WRENCOE	
1416	71	42		10.50		7.54	f	4.22	78.62	5.00	LACLEDE	
1420	70	135		11.05		7.59	s	4.29	86.88	3.54	PRIEST RIVER	
1427	E125 W69	125		11.30		8.09	s	4.43	93.44	6.56	NEWPORT	
1432		25		11.45		8.15	f	4.49	96.95	3.51	PENRITH	
1436	70	15		12.05Pm		8.22	f	4.57	101.27	4.32	SCOTIA	
1442	120	25		12.25		8.35	f	5.09	107.91	6.64	CAMDEN	
1445	70	28		12.57		8.40	f	5.15	110.90	2.99	ELK	
1449	123	32		1.10		8.47	f	5.23	115.22	4.32	MILAN	
1456	70	11		1.30		8.56	f	5.34	121.72	6.50	CHATTAROY	
1460	67	55		1.50		9.01	f	5.42	125.62	3.90	DEAN	
1464		93		2.15		9.07	f	5.51	130.21	4.59	MEAD	
1469	Yard	2558	A	3.00Pm	A	9.15Pm	As	6.05Pm	134.67	4.46	HILLYARD	
				10.00		3.35		4.05				
				13.45		37.53		32.97				

AUTOMATIC BLOCK SIGNALS

DOUBLE TRACK

Time Over Subdivision
Average Speed Per Hour

Westward trains are superior to eastward trains of the same class.

Conditional stops—

No. 1 at Bonner's Ferry, Sand Point, Priest River and Newport to discharge revenue passengers from Fargo and East.

No. 1 at Bonner's Ferry to pick up revenue passengers destined Everett, Seattle and Portland.

No. 27 on Flag at Caribou Spur, formerly designated as Samuels Spur.

Section of No. 1 handling standard sleeping cars will stop at Sand Point on flag to receive revenue passengers destined points west of Spokane where No. 1 scheduled to stop.

MOUNTAIN TIME GOVERNS FIRST, SECOND, THIRD, FIFTH AND SEVENTH SUBDIVISIONS.

PACIFIC TIME GOVERNS FOURTH AND SIXTH SUBDIVISIONS.

FOURTH SUBDIVISION

EASTWARD 9

Time Table No. 50 Effective December 6, 1942 Pacific Time	Distance from Hillyard	FIRST CLASS				SECOND CLASS				THIRD CLASS		SIGNS
		2	28			424	446	460	472	690		
		Daily	Daily			Daily	Daily	Daily	Daily	Mon., Wed. Fri.		
STATIONS												
TROY.....	134.67	A 11.05Am	A 4.20Pm			A 6.30Am	A 10.45Am	A 5.15Pm	A 11.45Pm	A 3.15Pm		RDNPW BOKX
6.68 YAKT.....	127.99	10.54	f 4.07			6.16	10.31	4.58	11.32	2.50		P
7.03 LEONIA.....	120.96	10.41	f 3.53			6.01	10.16	4.43	11.17	2.24		D P
6.93 KATKA.....	114.03	10.28	f 3.40			5.46	10.01	4.23	11.03	1.25		P
6.39 CROSSPORT.....	107.64	10.16	f 3.28			5.31	9.46	4.14	10.50	1.00		P
4.81 BONNER'S FERRY.....	103.33	10.10	s 3.20			5.23	9.37	4.05	10.42	12.40		DNPW YXJ
4.97 MORAVIA.....	98.36	10.03	f 3.07			5.14	9.28	3.55	10.32	12.15Pm		P
6.41 NAPLES.....	91.95	9.55	f 2.56			5.04	9.18	3.45	10.22	11.46		D PW
7.39 ELMIRA.....	84.56	9.45	f 2.44			4.50	9.04	3.31	10.10	11.12		P
6.82 COLBURN.....	77.74	9.36	f 2.33			4.36	8.51	3.14	9.58	10.45		P
7.85 SAND POINT.....	69.89	9.27	s 2.20			4.21	8.36	3.00	9.43	10.15		DNPW YX
2.96 DOVER.....	66.93		f 2.12									
5.88 WRENCOE.....	61.05	9.15	f 2.04			4.05	8.20	2.45	9.27	9.15		P
5.00 LACLEDE.....	56.05	9.08	f 1.57			3.56	8.11	2.36	9.18	8.57		P
4.72 THAMA.....	51.33	9.02	f 1.50			3.47	8.02	2.29	9.09	8.45		P
3.54 PRIEST RIVER.....	47.79	8.57	s 1.44			3.41	7.56	2.23	9.03	8.35		D P
6.56 NEWPORT.....	41.23	8.48	s 1.33			3.28	7.43	2.10	8.50	8.14		DNPWO
3.51 PENRITH.....	37.72	8.40	f 1.22			3.10	7.25	1.54	8.35	7.45		P
4.32 SCOTIA.....	33.40	8.34	f 1.16			3.02	7.17	1.46	8.22	7.17		P
6.64 CAMDEN.....	26.76	8.22	f 1.03			2.42	6.57	1.27	7.57	6.50		PW
2.99 ELK.....	23.77	8.18	f 12.57			2.35	6.50	1.20	7.50	6.40		DP
4.32 MILAN.....	19.45	8.12	f 12.49			2.25	6.40	1.10	7.40	6.25		P
6.50 CHATTAROY.....	12.95	8.03	f 12.39			2.12	6.27	12.57	7.27	6.00		P
3.90 DEAN.....	9.05	7.58	f 12.32			2.05	6.20	12.50	7.20	5.40		DNPXJ
4.59 MEAD.....	4.46	7.52	f 12.23			1.55	6.10	12.40	7.10	5.20		P
4.46 HILLYARD.....		L 7.45Am	Ls 12.15Pm			L 1.45Am	L 6.00Am	L 12.30Pm	L 7.00Pm	L 5.00Am		KRDNPW BCOXIY
Time Over Subdivision		3.20	4.05			4.45	4.45	4.45	4.45	10.15		
Average Speed Per Hour		40.40	32.98			28.37	28.37	28.37	28.37	13.1		

Westward trains are superior to eastward trains of the same class.

Conditional stops—

No. 2 at Newport daily except Sunday.

No. 2 at Sandpoint to discharge revenue passengers originating west of Spokane.

No. 2 at Bonner's Ferry to discharge passengers from Portland, Seattle, and Everett.

No. 2 at any station west of Troy to pick up revenue passengers for points south of Shelby and east of Havre where No. 2 is scheduled to stop.

No. 28 on Flag at Caribou Spur, formerly designated as Samuels Spur.

MOUNTAIN TIME GOVERNS FIRST, SECOND, THIRD, FIFTH AND SEVENTH SUBDIVISIONS.

PACIFIC TIME GOVERNS FOURTH AND SIXTH SUBDIVISIONS.

10 WESTWARD

FIFTH SUBDIVISION

EASTWARD

Station Numbers	Car Capacity		SECOND CLASS	FIRST CLASS					Distance from Columbia Falls	Time Table No. 50 Effective December 6, 1942 Mountain Time			Distance from Kalispell	SIGNS	FIRST CLASS				SECOND CLASS
	Yard	Other Tracks	369	249	247	245	243	Time Over Subdivision		244	246	248			250	370	Daily Ex. Sun.		
			Daily Ex. Sun.	Daily	Daily	Daily	Daily											Daily	Daily
1207	111	376	L 6.50Am	L 10.00Pm	L 3.50Pm	L 2.35Pm	L 11.10Am	1.84	COLUMBIA FALLS	CP	14.34	BJ RDNPYX	A 10.45Am	A 2.25Pm	A 3.45Pm	A 9.30Pm	A 6.10Pm		
		2		†10.05	† 3.55	† 2.39	†11.15	1.84	SOLDIERS HOME		12.50		†10.34	† 2.15	† 3.35	† 9.19			
WB5	41			†10.12	† 4.02	† 2.45	†11.22	5.28	LA SALLE		9.06	P	†10.28	† 2.09	† 3.29	† 9.13	5.40		
				7.10					ROSE CROSSING		4.43		†10.19	† 2.02	† 3.22	† 9.04			
WB 14	Yard	331	A 8.10Am	A 10.30Pm	A 4.20Pm	A 3.05Pm	A 11.40Am	14.34	KALISPELL	K		BRKDNP WOYX	L 10.10Am	L 1.55Pm	L 3.15Pm	L 8.55Pm	L 5.01Pm		
			1.20	.30	.30	.30	.30		Time Over Subdivision				.35	.30	.30	.35	1.9		
			10.75	28.7	28.7	28.7	28.7		Average Speed per Hour				24.6	28.7	28.7	24.6	12.4		

Westward trains are superior to eastward trains of the same class except: Nos. 244, 246, 248 and 250 are superior to Nos. 243, 245, 247 and 249 Kalispell to Columbia Falls.
MOUNTAIN TIME GOVERNS FIRST, SECOND, THIRD, FIFTH AND SEVENTH SUBDIVISIONS.

WESTWARD

SIXTH SUBDIVISION

EASTWARD

Station Numbers	Car Capacity		SECOND CLASS				Distance from Bonner's Ferry	Time Table No. 50 Effective December 6, 1942 Pacific Time			Distance from Port Hill	SIGNS	SECOND CLASS	
	Yard	Other Tracks				379		Time Over Subdivision	380	Monday and Friday			Monday and Friday	
						Monday and Friday								
KV26	Yard	37				L 6.30Am	26.11	PORT HILL		0.0	DP	A 1.30Pm		
KV17	0	18				s 7.05	16.93	COPELAND		9.18		s 12.40		
KV8	0	15				s 7.50	7.57	RITZ		18.54		s 12.10Pm		
							0.56	SPOKANE INT. RY. CROSSING		25.55				
1364						A 8.20Am	0.0	BONNERS FERRY	BY	26.11	RDNPW BYXJ	L 11.40Am		
						1.50		Time Over Subdivision				1.50		
						14.2		Average Speed Per Hour.				14.2		

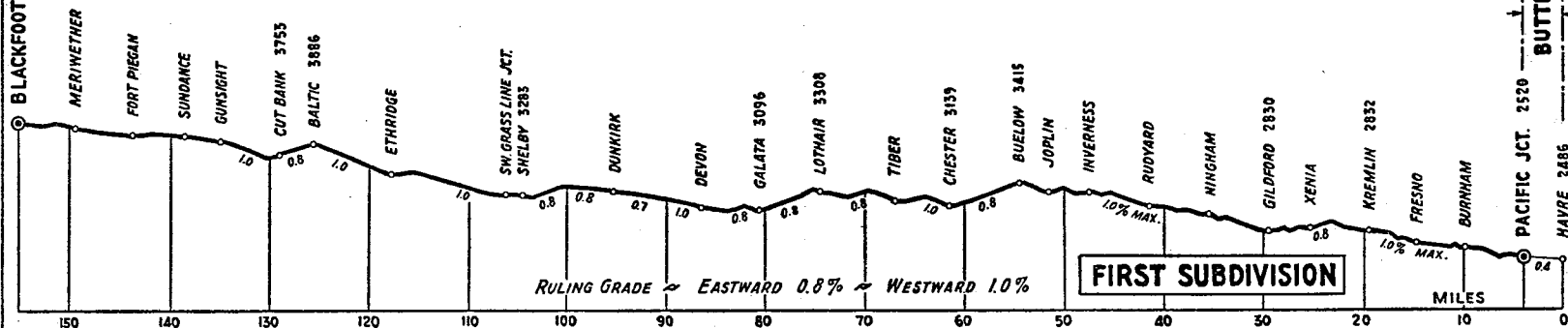
Westward trains are superior to eastward trains of the same class.
PACIFIC TIME GOVERNS FOURTH AND SIXTH SUBDIVISIONS.

SEVENTH SUBDIVISION

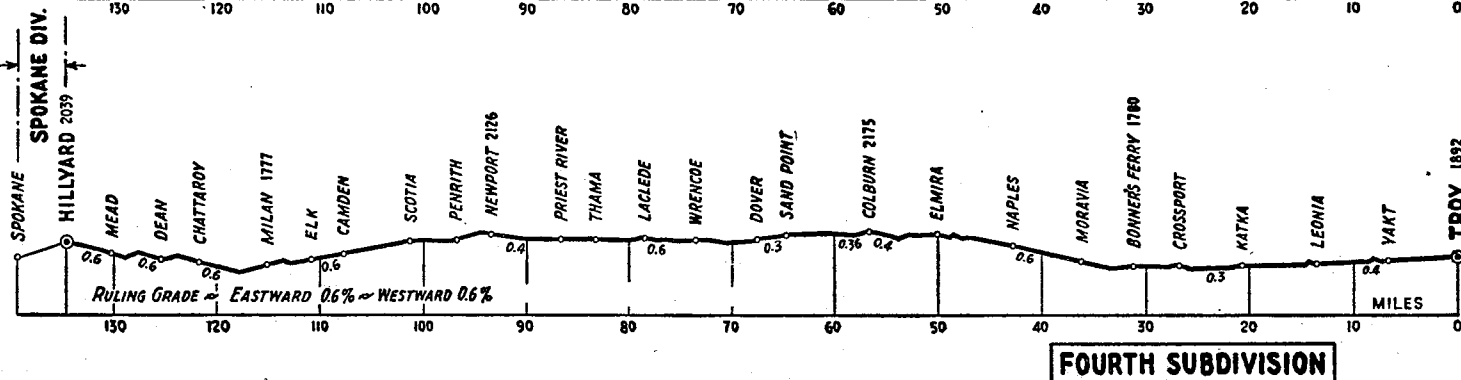
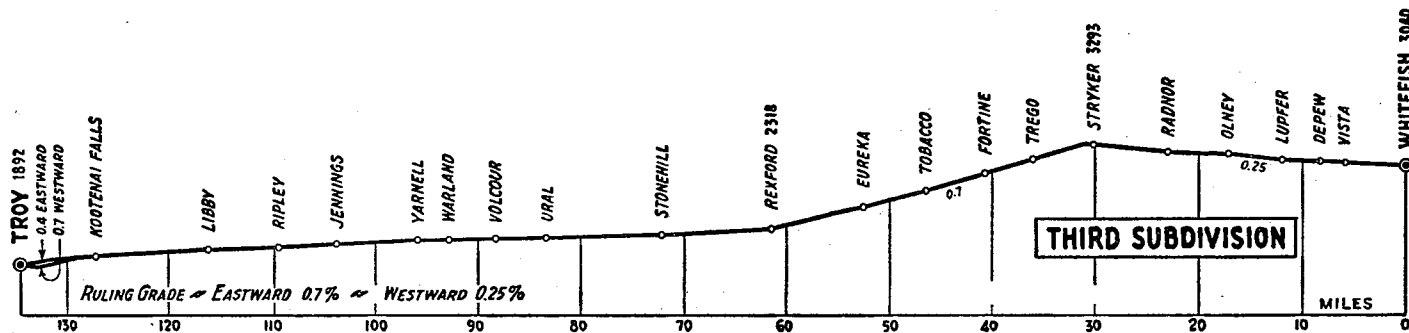
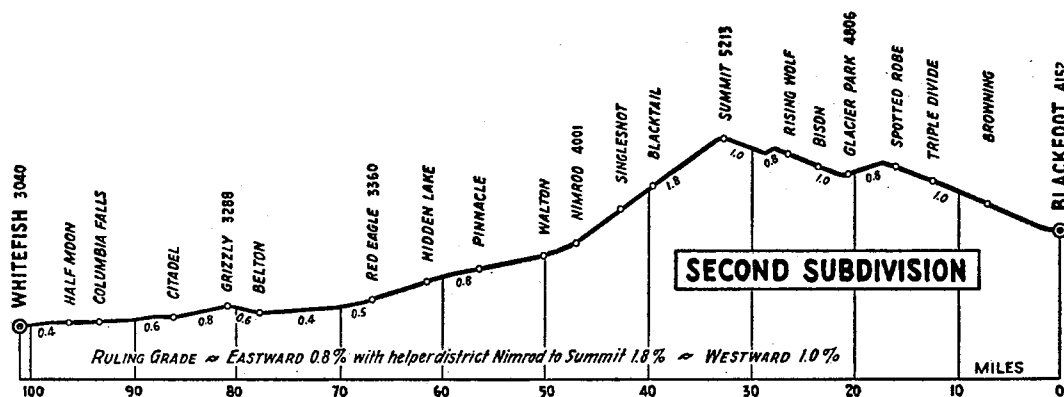
Station Numbers	Car Capacity		WESTWARD					Distance from Somers	Time Table No. 50 Effective December 6, 1942 Mountain Time			Distance from Hubbard	SIGNS	EASTWARD	
	Sidings	Other Tracks				379	Time Over Subdivision		STATIONS	Time Over Subdivision	STATIONS				
WB25		Yard					0.00	SOMERS	OB	38.84	DWOPX RB				
WB21		7					4.67	BALLS CROSSING		34.17	J				
WB14		Yard					9.62	KALISPELL	K	29.22	BRKDN PWOYX				
WB24		51					18.76	KILA		20.08					
WB32		25					26.56	ATHENS		12.28					
WB38		14					31.96	MARION		6.88	YW				
WB42		24					36.30	BITTERROOT		2.54					
WB44		43					38.84	HUBBARD		0.00					
								Time Over Subdivision							
								Average Speed per Hour							

Westward trains are superior to eastward trains of the same class.
MOUNTAIN TIME GOVERNS FIRST, SECOND, THIRD, FIFTH AND SEVENTH SUBDIVISIONS.

BLACKFOOT 4152


 BUTTE DIV.
 PACIFIC JCT. 2520
 HAYRE 2486

Elevation175


 SPOKANE DIV.
 SPOKANE
 HILLIARD 2039

KALISPELL DIVISION

Page 12 is blank.