



**INDUSTRIAL TRACK
NUMBERS**

AND

SPOTTING CODES

MISSOURI DIVISION

SERVICE UNIT 3

INCLUDING

SEDALIA SUBDIVISION

SEDALIA, MISSOURI

TO

PARSONS, KANSAS

VAN BUREN DIVISION

SERVICE UNIT 5

INCLUDING

KANSAS CITY SUBDIVISION

KANSAS CITY, MISSOURI

TO

PARSONS, KANSAS

FORMERLY

MKT RAILROAD

DECEMBER, 1988

FOREWORD

MAPS ON THE FOLLOWING PAGES ARE NOT DRAWN TO SCALE. THEY ARE ISSUED TO SERVE AS A GUIDE IN LOCATING CUSTOMER'S TRACKS AND THE NUMBERS ASSIGNED TO THEM.

THE ZONES ARE DEVELOPED BY CONSOLIDATING ONE OR MORE SWITCHING DISTRICTS OR INDUSTRY ENGINE ASSIGNMENT SERVICE AREAS INTO A ZONE. TWO DIGITS ARE USED TO IDENTIFY A ZONE ON THE MAPS AND ZONE/TRACK LISTING OF INDUSTRIES. IF A ZONE HAS ONLY ONE DIGIT, IT WILL APPEAR AS 01, 02, ETC.

THE TRACK NUMBERING FOR INDUSTRIAL TRACKS WITHIN EACH ZONE WILL BE A THREE DIGIT NUMBER IN SERIES 700-999, WHICH IS ASSIGNED TO EACH AND THE NUMBER PAINTED ON THE SWITCH TARGET, WHERE PRACTICABLE. FOR EXAMPLE, IF THE NUMBER 04-700 APPEARS ON A SWITCH LIST, IT WOULD DESIGNATE ZONE 4, TRACK 700.

THE PLACE OR PLACES ON EACH INDUSTRIAL TRACK WHERE A CAR IS SPOTTED FOR LOADING OR UNLOADING IS ASSIGNED A SPOT NUMBER. WHERE MORE THAN ONE CUSTOMER IS LOCATED ON THE SAME

TRACK, THE SPOT NUMBERS WILL IDENTIFY THE INDIVIDUAL CUSTOMER'S LOCATION ON THAT TRACK. THUS, IF A CAR IS TO BE SPOTTED FOR HI-LINE WOOD PRODUCTS, IT WOULD APPEAR AS 04-700-90; THAT IS, ZONE 4, TRACK 700, SPOT 90.

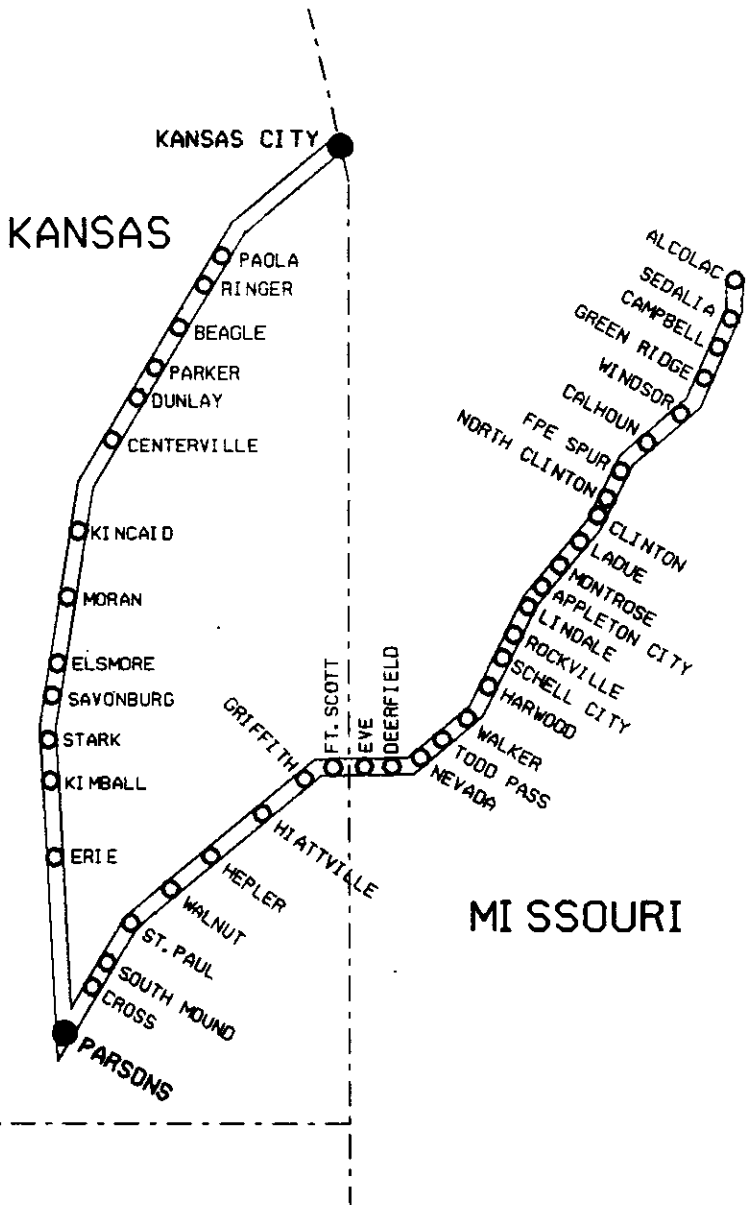
WHEN POSSIBLE, THE SPOT NUMBERS ARE PLACED AT THE CENTER OF THE CAR SPOTS ON THE INDUSTRY TRACKS TO ASSURE PROPER SPOTTING OF THE CAR. WHERE IT IS NOT POSSIBLE TO ACTUALLY PLACE A SPOT SIGN AT SUCH PLACES AS TEAM TRACKS, OPEN AREAS FOR SCRAP OR LUMBER AND OTHER SIMILAR PLACES, A SPOT CODE IS USED. CODES ARE SELF-EXPLANATORY AND APPEAR ON THE FOLLOWING PAGE.

SPOT NUMBERS

- 00 LEAD OR NO SPECIFIC SPOT OR CUSTOMER WILL SUPPLY
- 01-87 FOR SPECIFIC LOADING/UNLOADING PLACES ON INDUSTRIAL TRACKS
- 88 CUSTOMER HAS NOT YET PROVIDED INSTRUCTIONS, CAR CANNOT BE SPOTTED
- 90 OPEN AREA-SCRAP, LUMBER, ETC. SPOTTING
- 91 STORAGE OR HOLD SPOTS
- 92 INSIDE BUILDING SPOTS
- 93 OVERHEAD CRANE SPOTS
- 94 HOPPER/GONDOLA SPOTS FOR GRAVEL, SAND, CEMENT, GRAIN, FLOUR, ETC.
- 95 DOCK OR PLATFORM
- 96 PIGGYBACK RAMP
- 97 BI/TRI LEVEL CAR SPOT
- 98 INTERCHANGE
- 99 TEAM TRACK OR PUBLIC FREIGHT TRACK SPOT

COMPLETING THE WORK

IT IS THE RESPONSIBILITY OF EACH CONDUCTOR OR INDUSTRY JOB FOREMAN TO COMPLETE HIS WORK ORDERS ACCORDING TO 'CONDUCTOR'S INSTRUCTIONS FOR TCS WORK ORDERS', TCS PUBLICATION NUMBER 214, DATED 1 SEPTEMBER 1975. ONCE THESE WORK ORDERS ARE COMPLETED, THE DOCUMENT MUST BE FORWARDED TO THE DESIGNATED OCC EMPLOYEE.



MISSOURI DIVISION
 SERVICE UNIT 3
 SEDALIA SUBDIVISION
 VAN BUREN DIVISION
 SERVICE UNIT 5
 KANSAS CITY SUBDIVISION
 DECEMBER, 1988

MKTGCMO. DGN



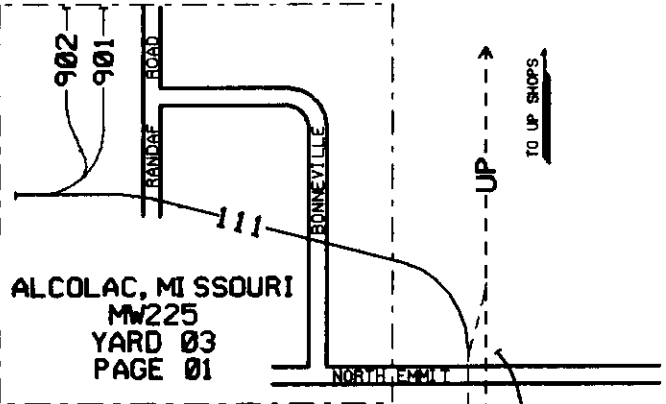
**MISSOURI DIVISION
SERVICE UNIT 3
YARDS 03 & 06
JEFFERSON CITY OCC
SEDALIA SUBDIVISION**

<u>ALCOLAC, MISSOURI (YARD 03)</u>		<u>MW225</u>
111	ALCOLAC MAIN LINE	
901	ALCOLAC #1 (WEST)	
902	ALCOLAC #2 (EAST)	
<u>SEDALIA, MISSOURI (YARD 03)</u>		<u>MX188</u>
110	KATY MAIN LINE	
111	ALCOLAC MAIN LINE	
400	STANLEY SPUR	
401-403	NUMBER 1-3 TRACKS	
405	SHOP LEAD	
530	PASS (ENGINE TIE-UP)	
610	98 UP CONNECTION	
903	SOUTHERLAND LUMBER	
905	STOCK TRACK	
906	STOCK TRACK SPUR	
<u>CAMPBELL, MISSOURI (YARD 06)</u>		<u>MW231</u>
110	MAIN LINE	
112	CAMPBELL PASS	
<u>GREEN RIDGE, MISSOURI (YARD 06)</u>		<u>MW239</u>
110	MAIN LINE	
704	ELEVATOR	
705	SEED SPUR	
<u>WINDSOR, MISSOURI (YARD 06)</u>		<u>MW248</u>
110	MAIN LINE	
707	HOUSE TRACK	
708	LINGLE SPUR	
709	STOCK TRACK	
<u>CALHOUN, MISSOURI (YARD 06)</u>		<u>MW255</u>
110	MAIN LINE	
711	HOUSE TRACK	
<u>FPE SPUR, MISSOURI (YARD 06)</u>		<u>MW263</u>
110	MAIN LINE	
713	MFA	
<u>NORTH CLINTON, MISSOURI (YARD 06)</u>		<u>MW265</u>
110	MAIN LINE	
114	NORTH CLINTON PASS	
<u>CLINTON, MISSOURI (YARD 06)</u>		<u>MW267</u>
110	MAIN LINE	
115	SOUTH LEG WYE/RUNAROUND	
116	HENRY COUNTY LEAD	
714	STOCK TRACK	
715	LARABEE SMOOT #1	
716	LARABEE SMOOT #2	
717	RIVAL MANUFACTURING	
718	HENRY COUNTY FARM SUPPLY	
719	CLEARFIELD LEAD	
720	POULTRY TRACK	
721	FARM ELEVATOR MILL SPUR	
722	CENTER TRACK	
723	LOADING TRACK	
724	99 TEAM TRACK	
818	CLINTON PASS	
<u>LADUE, MISSOURI (YARD 06)</u>		<u>MW273</u>
110	MAIN LINE	
120	LADUE PASS	
121	POWER PLANT LEAD	
407	STORAGE	
725	A. G. GRAIN ELEVATOR SPUR	
800	KCPL BRIDGE TRACK	
801	KCPL 'A' TRACK	
802	KCPL 'L' TRACK	

MISSOURI DIVISION
 SERVICE UNIT 3
 YARD 06
 JEFFERSON CITY OCC
 SEDALIA SUBDIVISION

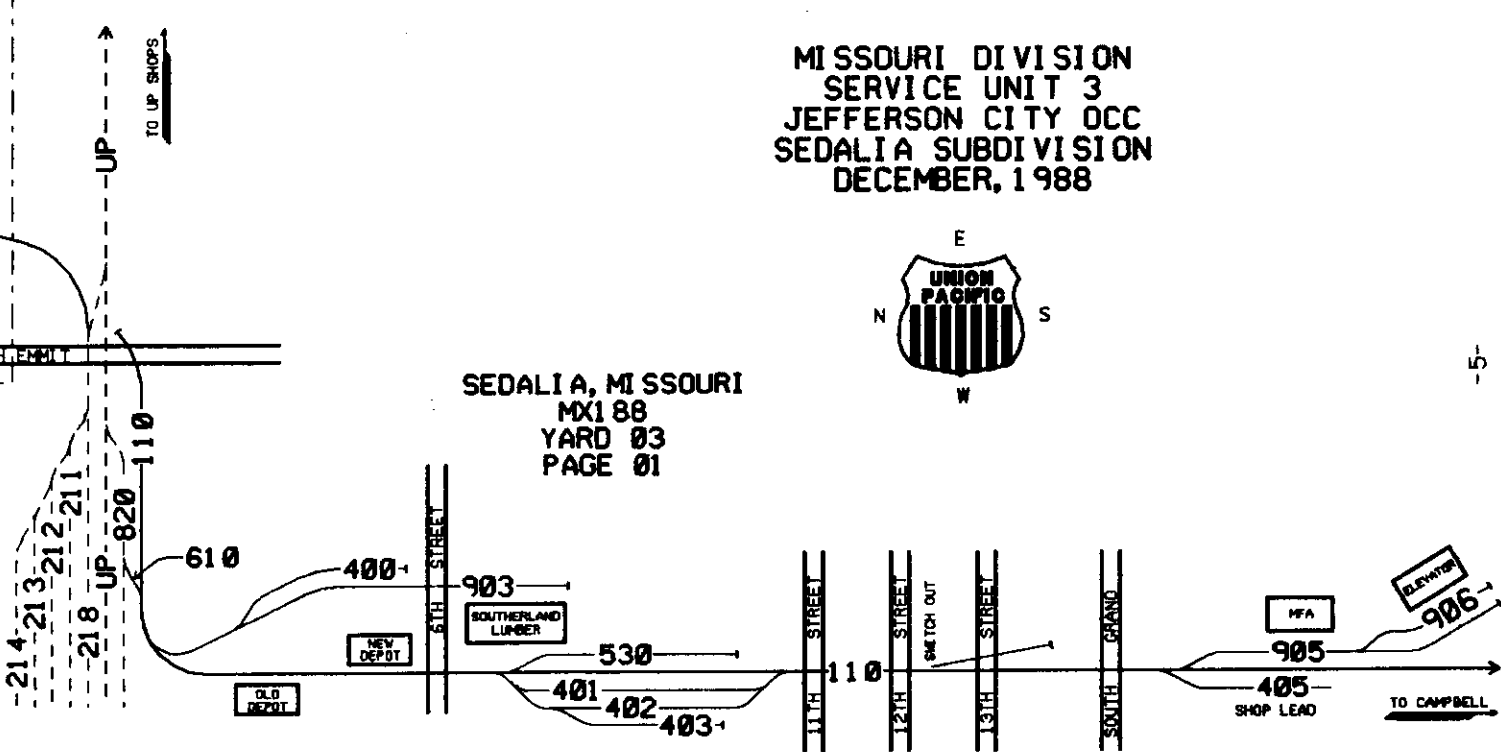
<u>LADUE, MISSOURI (YARD 06)</u>		<u>MW273</u>
803	KCPL "H" TRACK	
808	KCPL "A" TRACK	
810	KCPL ENGINE TRACK	
812	KCPL MAINLINE	
814	KCPL "AA" TRACK	
817	KCPL ASH SPUR TRACK	
820	KCPL PLANT LEAD	
821	KCPL NO.1 WEST	
822	KCPL FLY ASH TANKS	
823	KCPL DEWATERING BINS	
827	WESTERN FLY ASH *7	
828	WESTERN FLY ASH *8	
<u>MONTROSE, MISSOURI (YARD 06)</u>		<u>MW280</u>
110	MAIN LINE	
729	MONTROSE PASS	
<u>APPLETON CITY, MISSOURI (YARD 06)</u>		<u>MW286</u>
110	MAIN LINE	
730	A. C. FEED SPUR	
731	HOUSE TRACK	
731	A. C. FEED	
731	J. K. GRAIN	
<u>LINDALE, MISSOURI (YARD 06)</u>		<u>MW288</u>
110	MAIN LINE	
124	LINDALE PASS	
<u>ROCKVILLE, MISSOURI (YARD 06)</u>		<u>MW294</u>
110	MAIN LINE	
733	HEIMAN, INC	
733	ELEVATOR TRACK	
734	HEIMAN, INC. ELEVATOR SPUR	
<u>SCHELL CITY, MISSOURI (YARD 06)</u>		<u>MW298</u>
110	MAIN LINE	
737	HOUSE TRACK	
<u>HARWOOD, MISSOURI (YARD 06)</u>		<u>MW303</u>
110	MAIN LINE	
738	ELEVATOR	
<u>WALKER, MISSOURI (YARD 06)</u>		<u>MW309</u>
110	MAIN LINE	
126	WALKER PASS	
740	MFA	
740	PROD. GRAIN	
<u>TODD, MISSOURI (YARD 06)</u>		<u>MW316</u>
110	MAIN LINE	
128	TODD PASS	

MISSOURI DIVISION
 SERVICE UNIT 3
 JEFFERSON CITY OCC
 SEDALIA SUBDIVISION
 DECEMBER, 1988



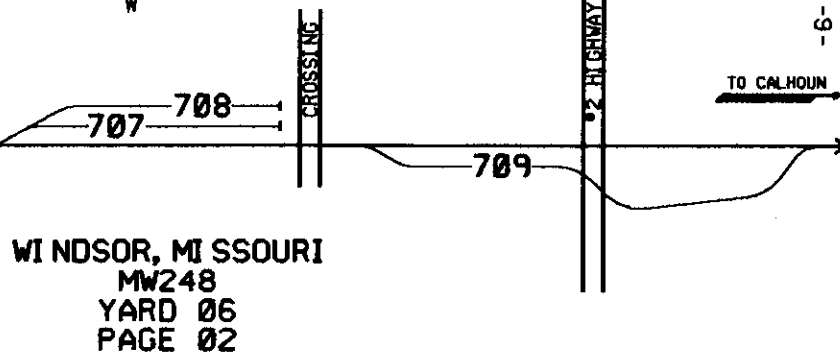
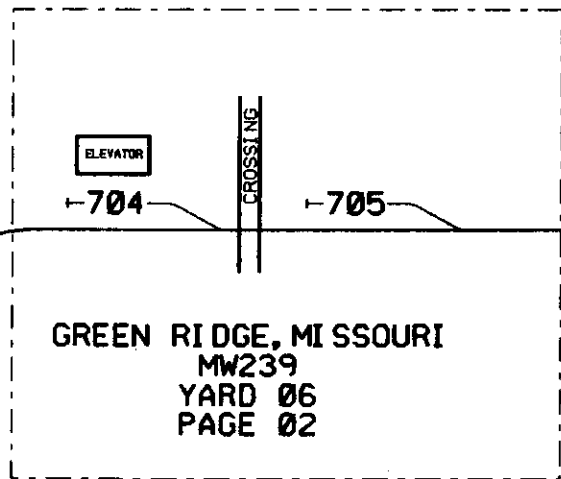
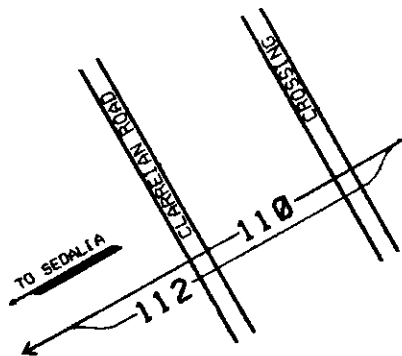
SEDALIA, MISSOURI
 MX188
 YARD 03
 PAGE 01

--- UP TRACKS



MISSOURI DIVISION
SERVICE UNIT 3
JEFFERSON CITY OCC
SEDALIA SUBDIVISION
DECEMBER, 1988

CAMPBELL, MISSOURI
MW231
YARD 06
PAGE 02

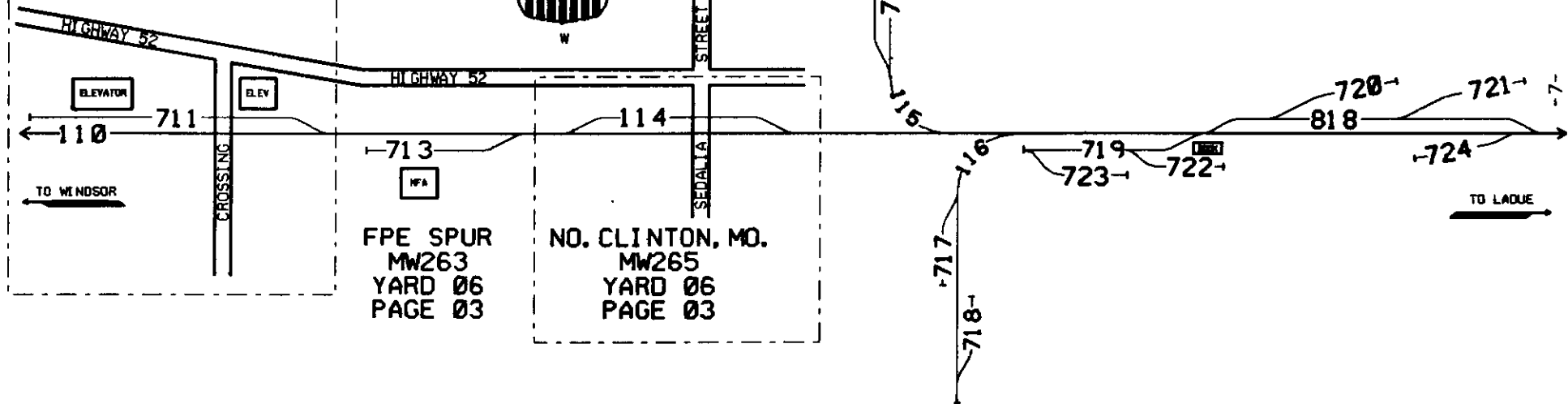



MISSOURI DIVISION
SERVICE UNIT 3
JEFFERSON CITY OCC
SEDALIA SUBDIVISION
DECEMBER, 1988



CALHOUN, MISSOURI
MW255
YARD 06
PAGE 03

CLINTON, MISSOURI
MW267
YARD 06
PAGE 03



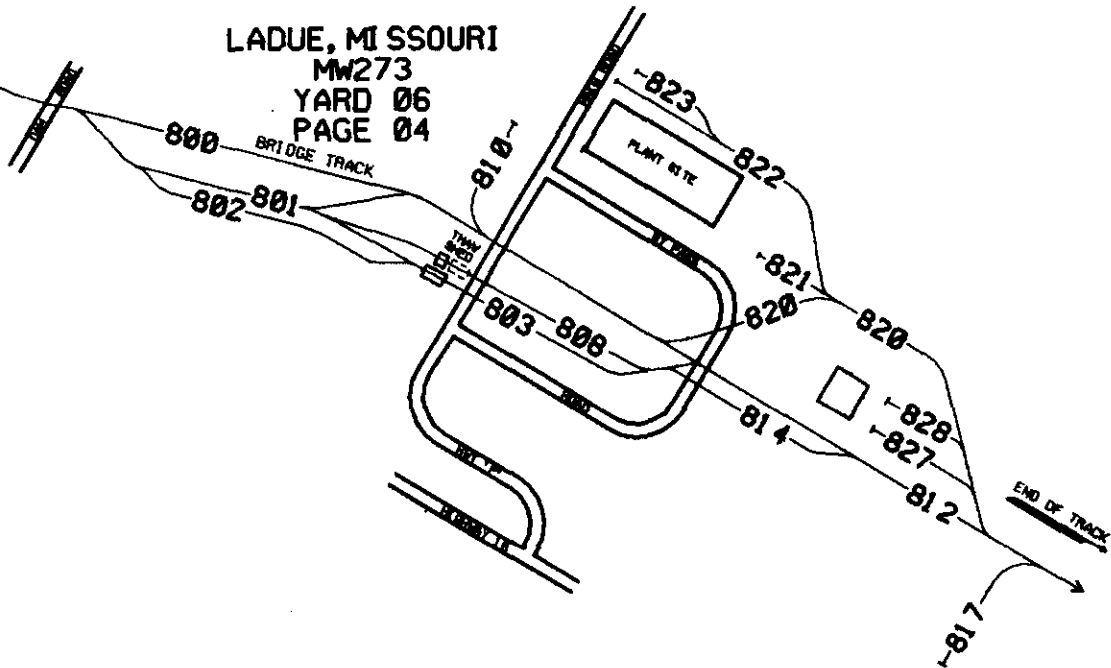


LADUE, MISSOURI

MW273

YARD 06

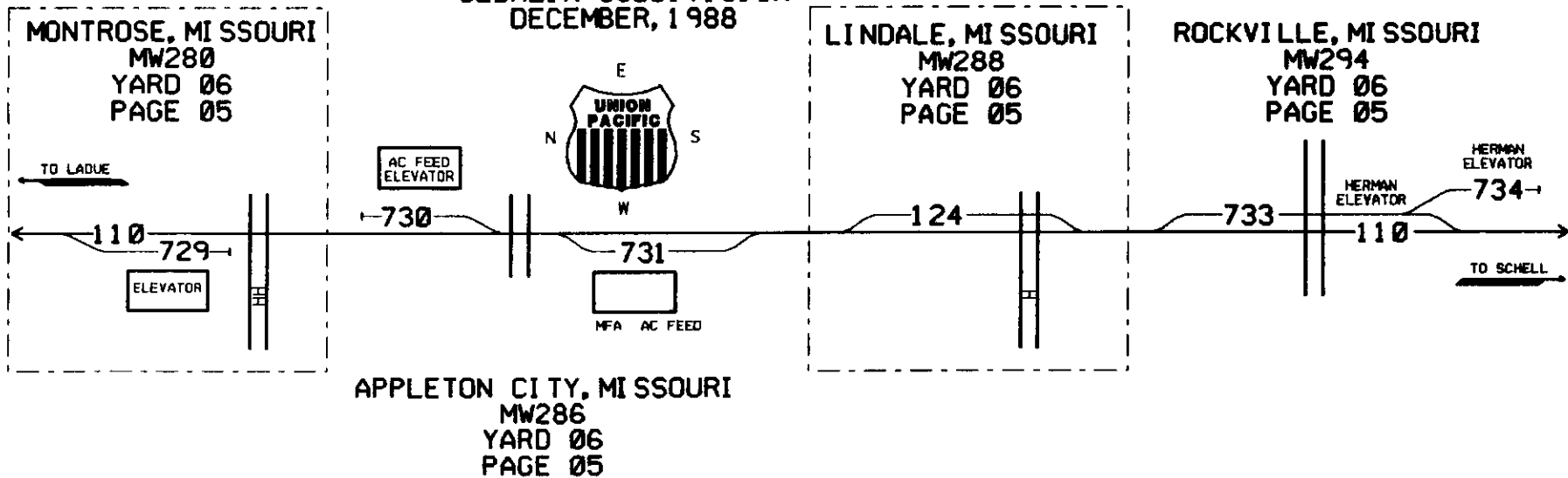
PAGE 04



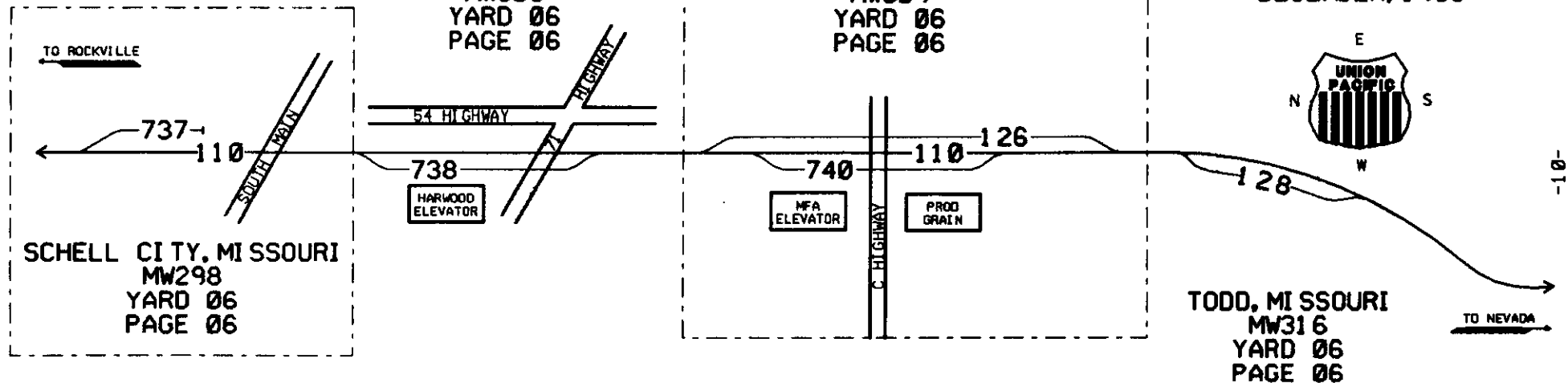
MISSOURI DIVISION
 SERVICE UNIT 3
 JEFFERSON CITY OCC
 SEDALIA SUBDIVISION
 DECEMBER, 1988
 REVISED: JANUARY, 1989



MISSOURI DIVISION
SERVICE UNIT 3
JEFFERSON CITY OCC
SEDALIA SUBDIVISION
DECEMBER, 1988

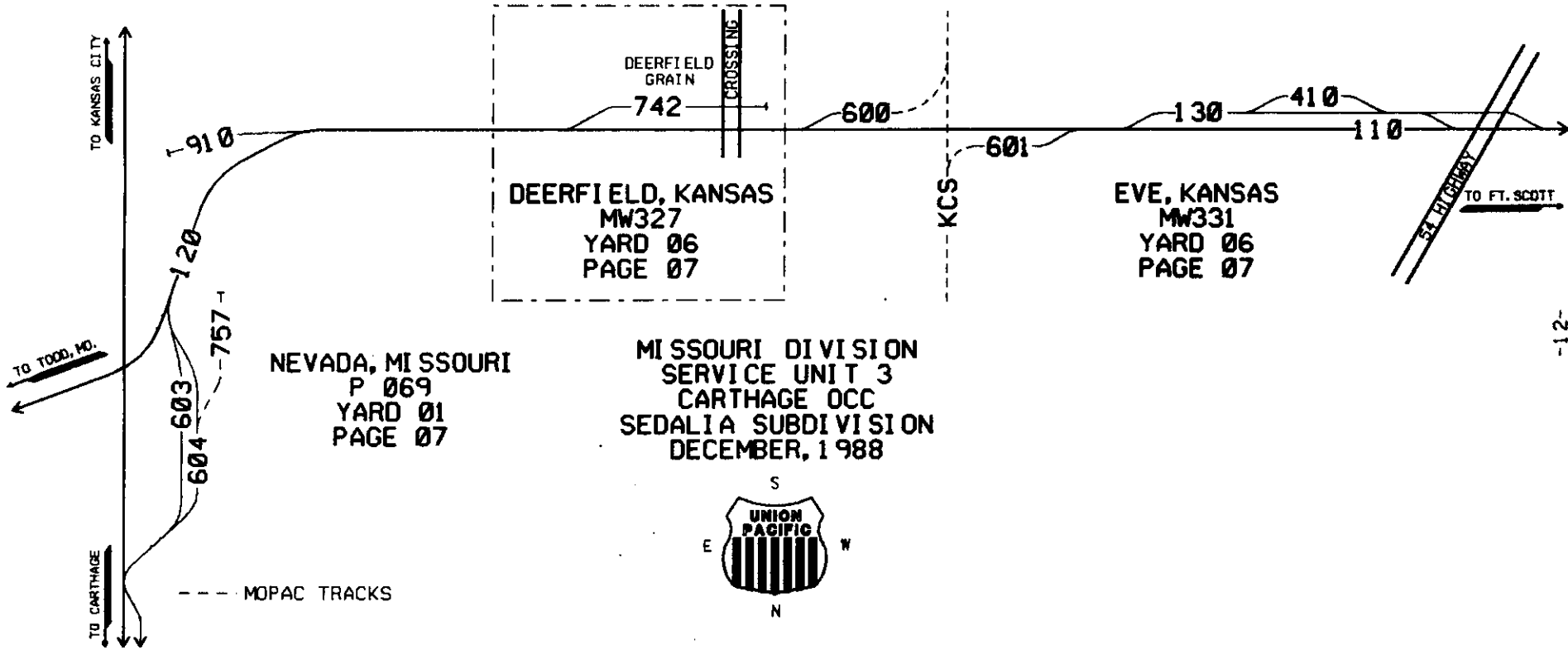


MISSOURI DIVISION
SERVICE UNIT 3
JEFFERSON CITY OCC
SEDALIA SUBDIVISION
DECEMBER, 1988



**MISSOURI DIVISION
SERVICE UNIT 3
YARDS 01 & 06
CARTHAGE OCC
SEDALIA SUBDIVISION**

<u>NEVADA, MISSOURI (YARD 01)</u>		<u>P 069</u>
120	KATY MAIN LINE	
603, 604	98 UP CONNECTION	
910	ADAMS SPUR	
<u>DEERFIELD, MISSOURI (YARD 06)</u>		<u>MW327</u>
110	KATY MAIN LINE	
742	ELEVATOR TRACK	
<u>EVE, MISSOURI (YARD 06)</u>		<u>MW331</u>
110	MAIN LINE	
130	EVE PASS	
410	HOUSE TRACK	
600	98 NEW KCS CONNECTION	
601	98 OLD KCS CONNECTION	
<u>FORT SCOTT, KANSAS (YARD 06)</u>		<u>MW338</u>
110	MAIN LINE	
412	HOUSE TRACK	
413	OLD (DOWNTOWN) PASS	
500	ENGINE TRACK	
604	98 BN CONNECTION	
744	BRUCE'S SPUR	
745	FERTILIZER (COOP) SPUR	
<u>GRIFFITH, KANSAS (YARD 06)</u>		<u>MW339</u>
110	MAIN LINE	
132	GRIFFITH PASS	
<u>HOLLISTER, KANSAS (YARD 06)</u>		<u>MW347</u>
ALL TRACKAGE ABANDONED & REMOVED		
<u>HIATTVILLE, KANSAS (YARD 06)</u>		<u>MW351</u>
110	MAIN LINE	
747	FERTZ (NA-CHURS) SPUR	
<u>HEPLER, KANSAS (YARD 06)</u>		<u>MW358</u>
110	MAIN LINE	
749	HEPLER HOUSE TRACK	
<u>WALNUT, KANSAS (YARD 06)</u>		<u>MW365</u>
110	MAIN LINE	
751	WALNUT ELEVATOR SPUR	
<u>ST. PAUL, KANSAS (YARD 06)</u>		<u>MW373</u>
110	MAIN LINE	
134	ST. PAUL PASS	
753	ST. PAUL HOUSE TRACK	
754	ST. PAUL FERTILIZER TRACK	
755	ST. PAUL SCHOENHOFER TRACK	
<u>SOUTHMOUND, KANSAS (YARD 06)</u>		<u>MW380</u>
110	MAIN LINE	
757	SOUTHMOUND ELEVATOR TRACK	

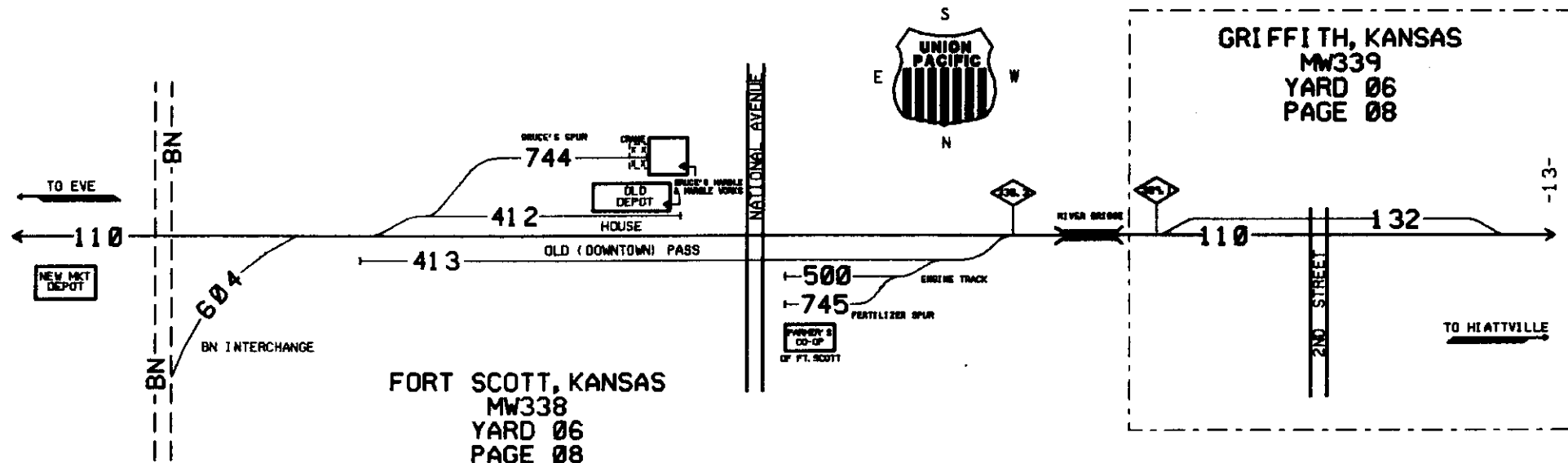


NEVADA, MISSOURI
 P 069
 YARD 01
 PAGE 07

MISSOURI DIVISION
 SERVICE UNIT 3
 CARTHAGE OCC
 SEDALIA SUBDIVISION
 DECEMBER, 1988

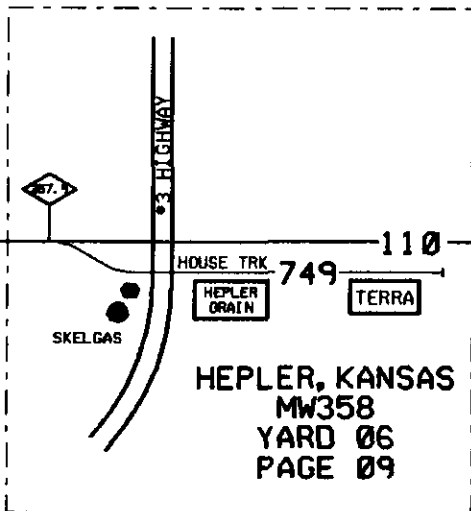
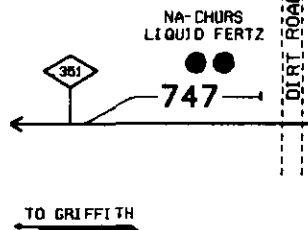


MISSOURI DIVISION
 SERVICE UNIT 3
 CARTHAGE OCC
 SEDALIA SUBDIVISION
 DECEMBER, 1988



HI ATTVILLE, KANSAS

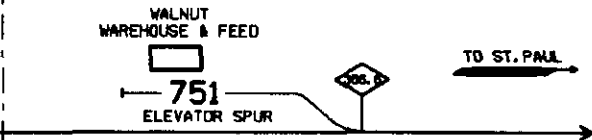
MW351
YARD 06
PAGE 09



HEPLER, KANSAS
MW358
YARD 06
PAGE 09

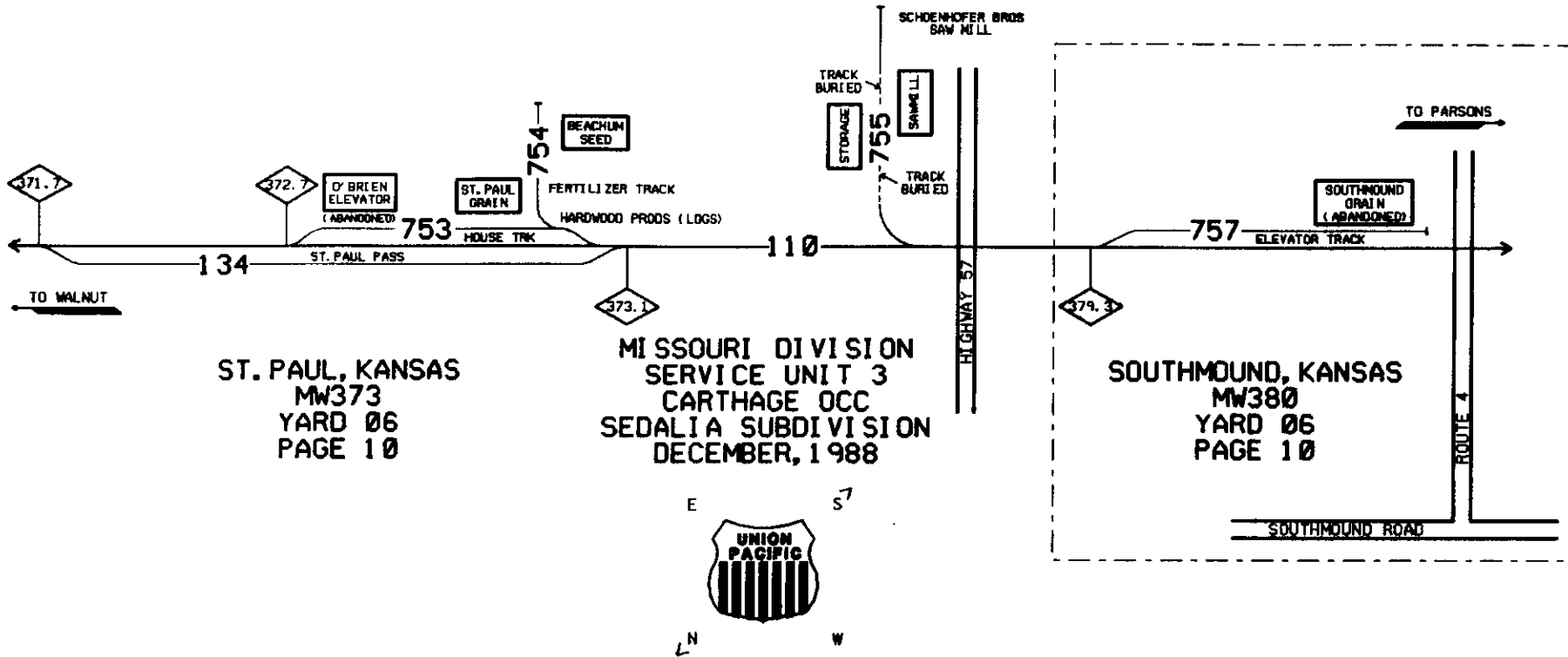
WALNUT, KANSAS

MW365
YARD 06
PAGE 09



MISSOURI DIVISION
SERVICE UNIT 3
CARTHAGE OCC
SEDALIA SUBDIVISION
DECEMBER, 1988





ST. PAUL, KANSAS
 MW373
 YARD 06
 PAGE 10

MISSOURI DIVISION
 SERVICE UNIT 3
 CARTHAGE OCC
 SEDALIA SUBDIVISION
 DECEMBER, 1988

SOUTHMOUND, KANSAS
 MW380
 YARD 06
 PAGE 10



VAN BUREN DIVISION
SERVICE UNIT 5
YARD 07
COFFEYVILLE OCC
KANSAS CITY SUBDIVISION

<u>PAOLA, KANSAS</u>		<u>MX334</u>
101	MAIN LINE	
102	CROSSOVER TO BN	
804	99 TEAM TRACK	
<u>RINGER, KANSAS</u>		<u>RM047</u>
101	MAIN LINE	
111	PASS	
<u>BEAGLE, KANSAS</u>		<u>RM055</u>
101	MAIN LINE	
705	99 TEAM TRACK	
<u>PARKER, KANSAS</u>		<u>RM062</u>
101	MAIN LINE	
707	ELEVATOR (HINES FARM SUPPLY)	
<u>DUNLAY, KANSAS</u>		<u>RM067</u>
101	MAIN LINE	
112	PASS	
<u>CENTERVILLE, KANSAS</u>		<u>RM070</u>
101	MAIN LINE	
709	ELEVATOR (AGRI SERVICES)	
<u>KINCAID, KANSAS</u>		<u>RM083</u>
101	MAIN LINE	
113	PASS	
711	KINCAID FARMERS GRAIN	
<u>MORAN, KANSAS</u>		<u>RM095</u>
101	MAIN LINE	
114	WEST PASS	
115	EAST PASS	
401	OLD IOLA MAIN	
713	ELEVATOR (MORAN GRAIN)	
<u>ELSMORE, KANSAS</u>		<u>RM103</u>
101	MAIN LINE	
715	ELEVATOR (ELSMORE GRAIN)	
<u>SAYONBURG, KANSAS</u>		<u>RM106</u>
101	MAIN LINE	
717	99 TEAM TRACK	
<u>STARK, KANSAS</u>		<u>RM110</u>
101	MAIN LINE	
719	ELEVATOR (STARK GRAIN)	
<u>KIMBALL, KANSAS</u>		<u>RM113</u>
101	MAIN LINE	
116	PASS	
<u>ERIE, KANSAS</u>		<u>RM121</u>
101	MAIN LINE	
117	PASS	
721	NEOSHO VALLEY GRAIN	
722	SOHIGRO	

**VAN BUREN DIVISION
SERVICE UNIT 5
YARD 07
COFFEYVILLE OCC
KANSAS CITY SUBDIVISION**

PARSONS, KANSAS

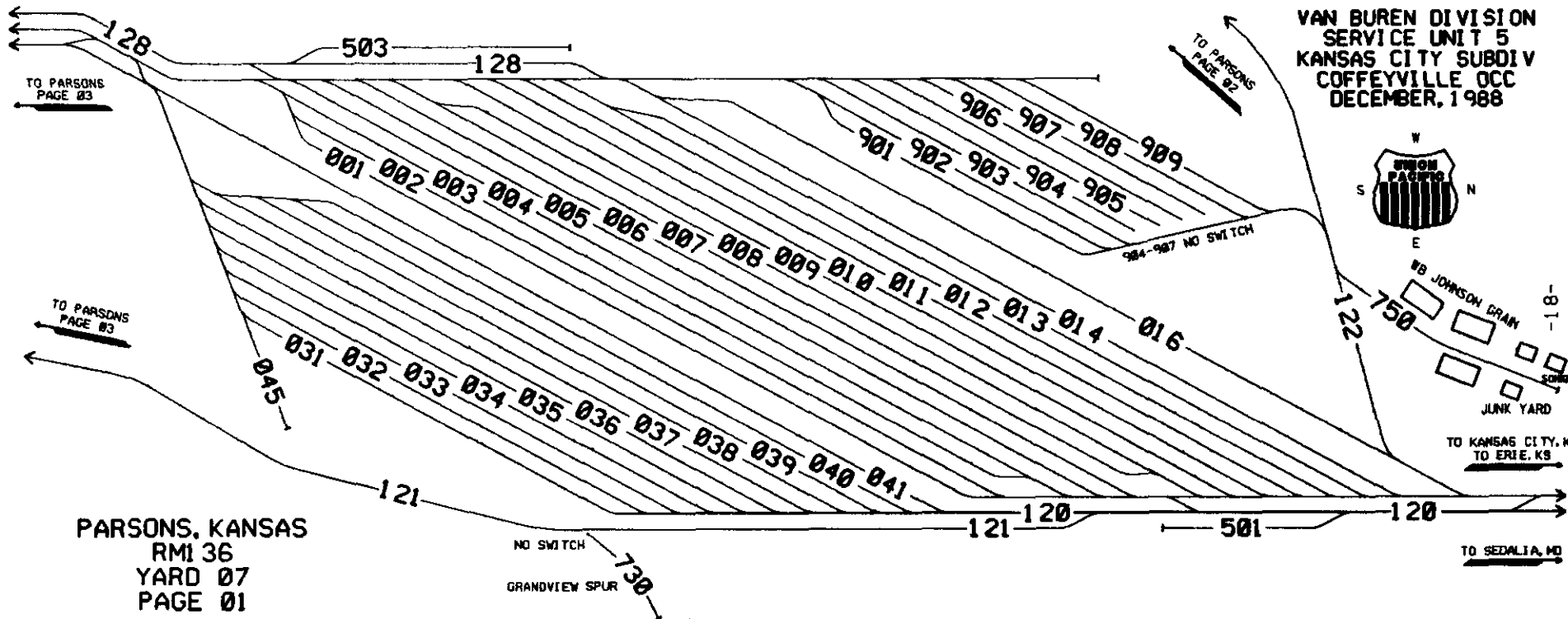
RM 36

001-014		EAST 1-14
016		EAST 16
031-041		K 1-11
045		OLD ROUNDHOUSE LEAD
101		KANSAS CITY MAIN
110		SEDALIA MAIN
120		HOUND LEAD
121		BYPASS
122		GOOSE NECK
124		NORTH LEG WYE
125		SOUTH LEG WYE
128		SOUTH YARD LEAD
130		CHEROKEE MAIN
131		OSAGE MAIN
501		NORTH EAST CAB TRACK
503		SOUTH CAB TRACK
601	98	BN CONNECTION
730		GRANDVIEW SPUR (NO SWITCH)
731	99	GARDNER (TEAM TRACK)
732		PARSONS COOP (BECHNER)
735		OLD FOUNDRY TRACK
736-738		HOUSE 1-3
740		DAYTON SUPPLY
741-742		TEC TANK 1-2
743		VALLEY DISTRIBUTOR
745		O E WOOD SPUR
750		JOHNSON GRAIN

**800 & 900 TRACKS LEASED
BY NEOSHO CONSTRUCTION COMPANY**

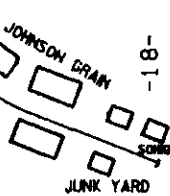
801	WASH TRACK
802-803	ENGINE TRACKS
806	WEST DUMP
807	EAST DUMP
808	OIL SPUR
810	CRANE TRACK
815	NORTH LEG WYE TO GOOSE NECK
816	FUEL TRACK
817	PRINCESS HOMES
820	ROUNDHOUSE 9
821	ROUNDHOUSE 8
822	ROUNDHOUSE 7.5
823	ROUNDHOUSE 7
824	ROUNDHOUSE 6
825	ROUNDHOUSE 5
826	ROUNDHOUSE 4
827	ROUNDHOUSE 3
828	ROUNDHOUSE 3.5
831	DEAD TRACK
833	RIP 3
834	RIP 2
835	RIP 1
838	WHEEL SPUR
901-903	WEST 1-3
904-907	WEST 4-7 (NO SWITCHES)
908-909	WEST 8-9

VAN BUREN DIVISION
SERVICE UNIT 5
KANSAS CITY SUBDIV
COFFEYVILLE OCC
DECEMBER, 1988



PARSONS, KANSAS
RMI 36
YARD 07
PAGE 01

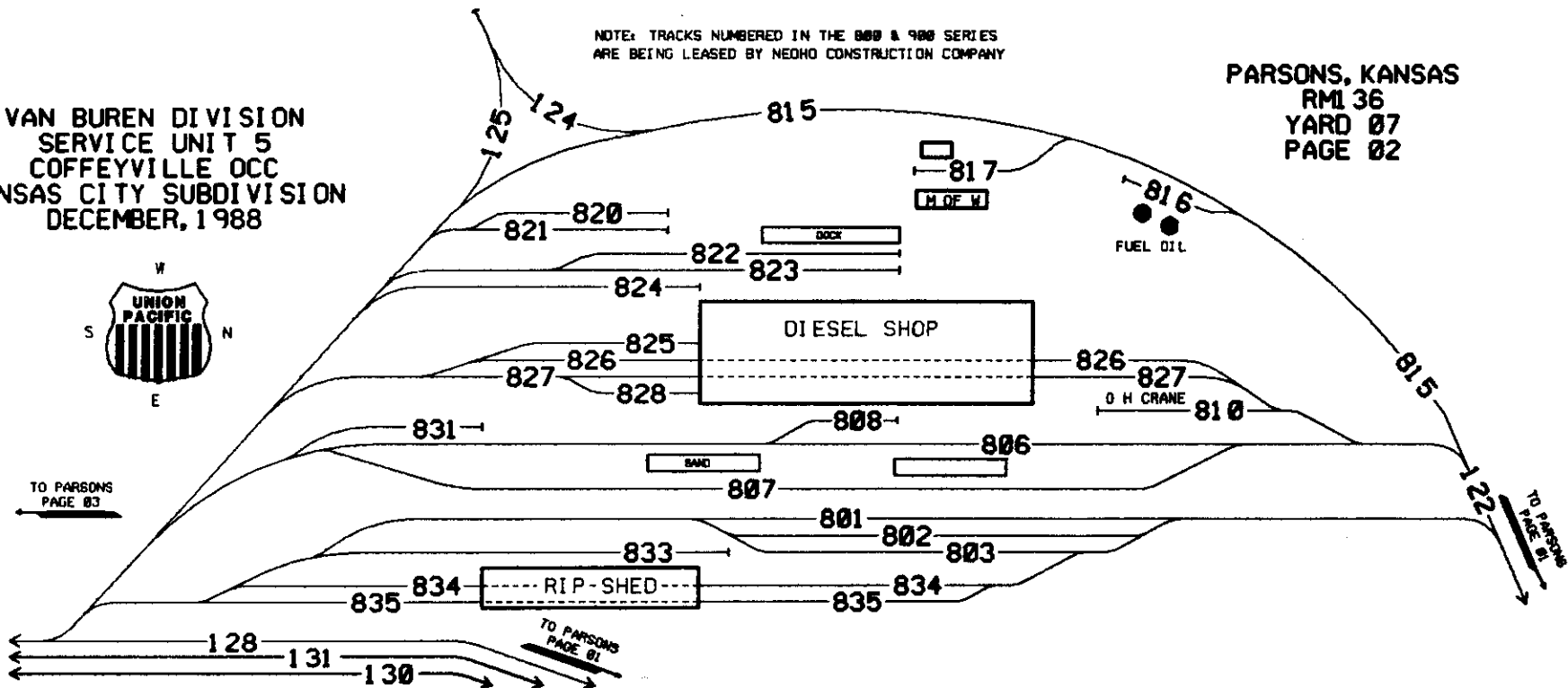
NO SWITCH
GRANDVIEW SPUR

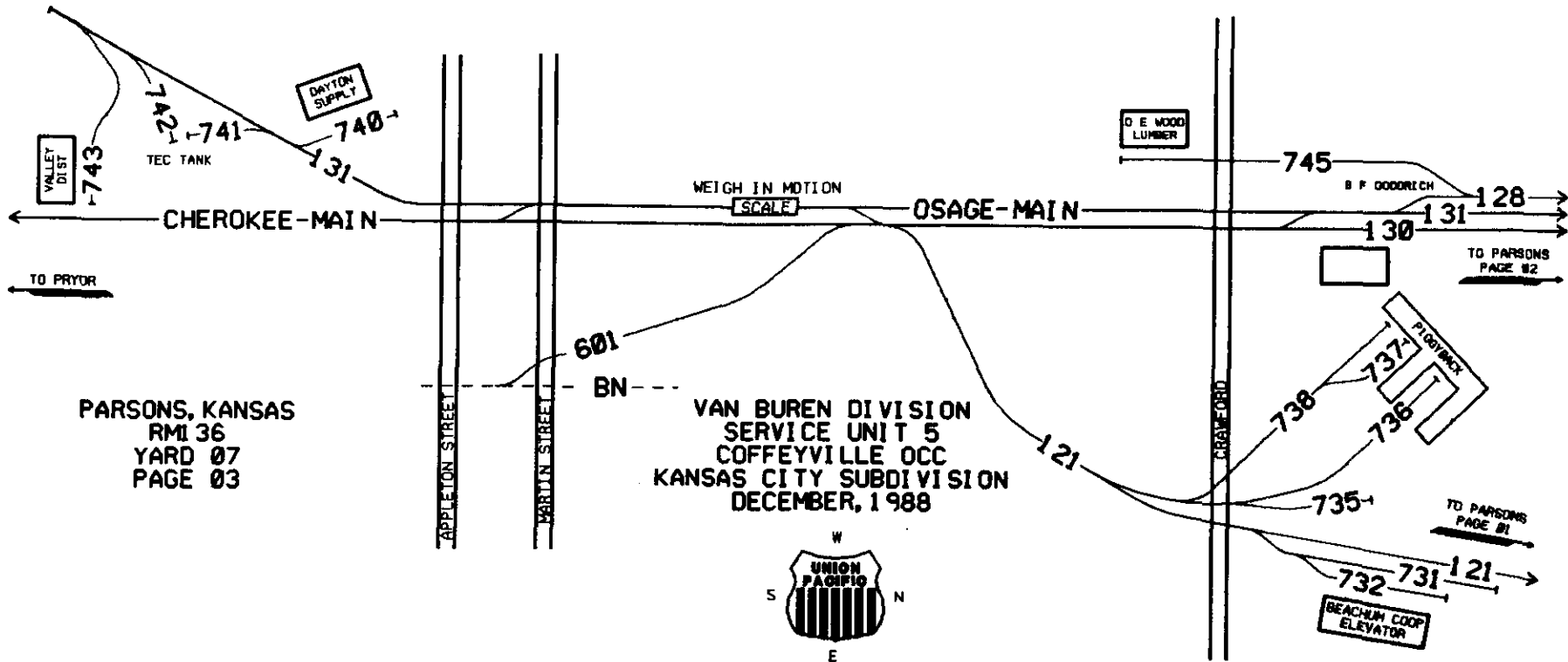


VAN BUREN DIVISION
 SERVICE UNIT 5
 COFFEYVILLE OCC
 KANSAS CITY SUBDIVISION
 DECEMBER, 1988

NOTE: TRACKS NUMBERED IN THE 800 & 900 SERIES
 ARE BEING LEASED BY NEDHO CONSTRUCTION COMPANY

PARSONS, KANSAS
 RM 36
 YARD 07
 PAGE 02





PARSONS, KANSAS
 RMI 36
 YARD 07
 PAGE 03

VAN BUREN DIVISION
 SERVICE UNIT 5
 COFFEYVILLE OCC
 KANSAS CITY SUBDIVISION
 DECEMBER, 1988



VAN BUREN DIVISION
 SERVICE UNIT 5
 COFFEYVILLE OCC
 KANSAS CITY SUBDIVISION
 DECEMBER, 1988

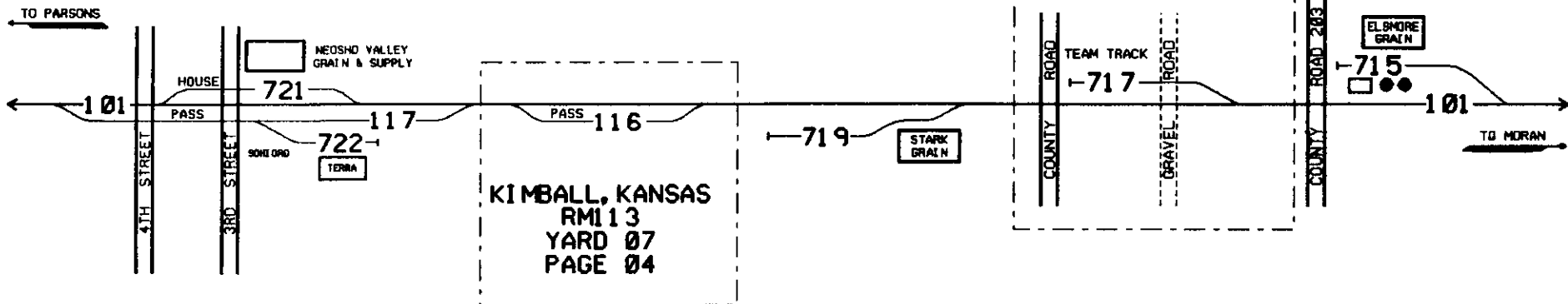
ERI E, KANSAS
 RM1 21
 YARD 07
 PAGE 04

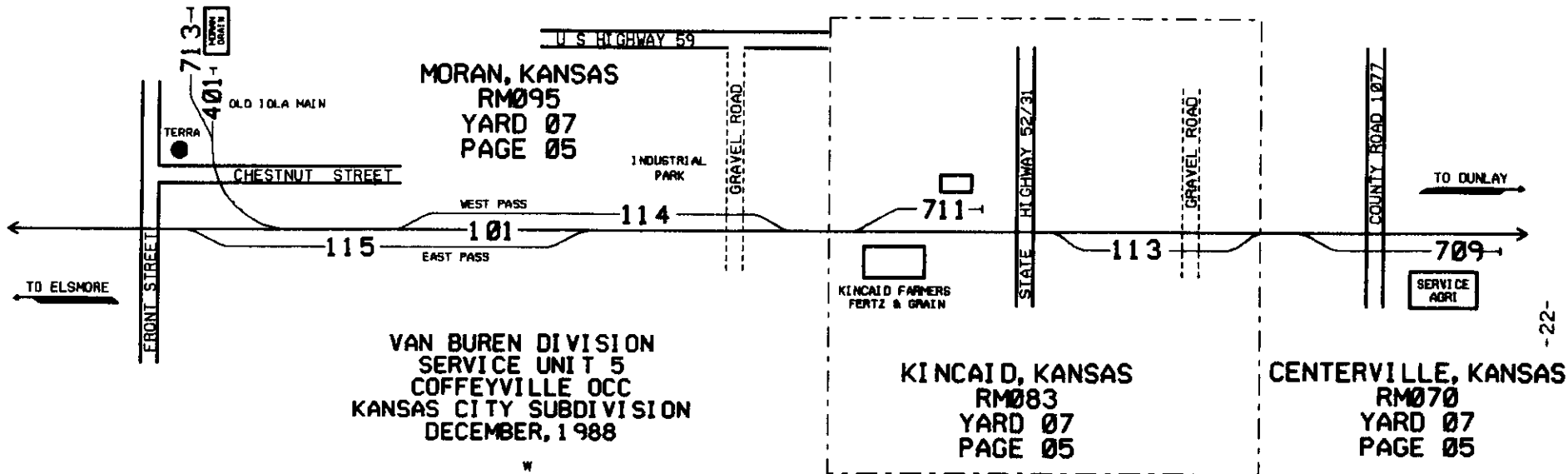


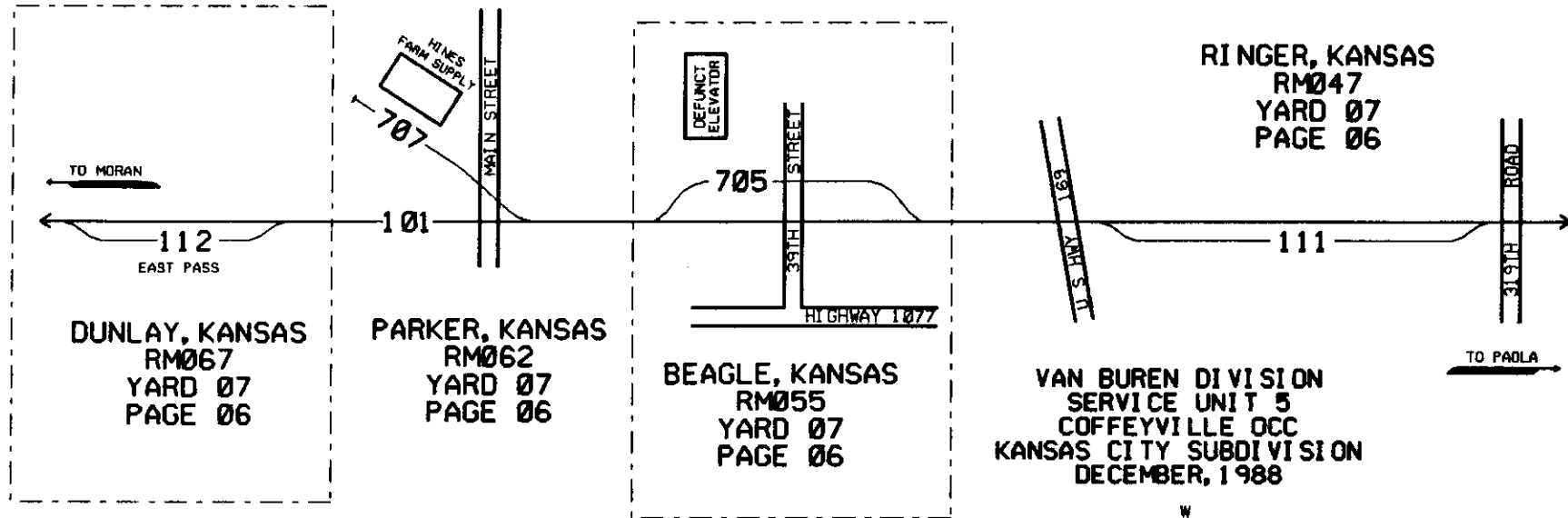
STARK, KANSAS
 RM1 10
 YARD 07
 PAGE 04

SAVONBURG, KANSAS
 RM1 06
 YARD 07
 PAGE 04

ELSMORE, KANSAS
 RM1 03
 YARD 07
 PAGE 04







TO MORAN

112
EAST PASS

DUNLAY, KANSAS
RM067
YARD 07
PAGE 06

HINES
FARM SUPPLY

707

MAIN STREET

PARKER, KANSAS
RM062
YARD 07
PAGE 06

DEFUNCT
ELEVATOR

705

39TH STREET

HIGHWAY 1077

BEAGLE, KANSAS
RM055
YARD 07
PAGE 06

U.S. HWY 169

RINGER, KANSAS
RM047
YARD 07
PAGE 06

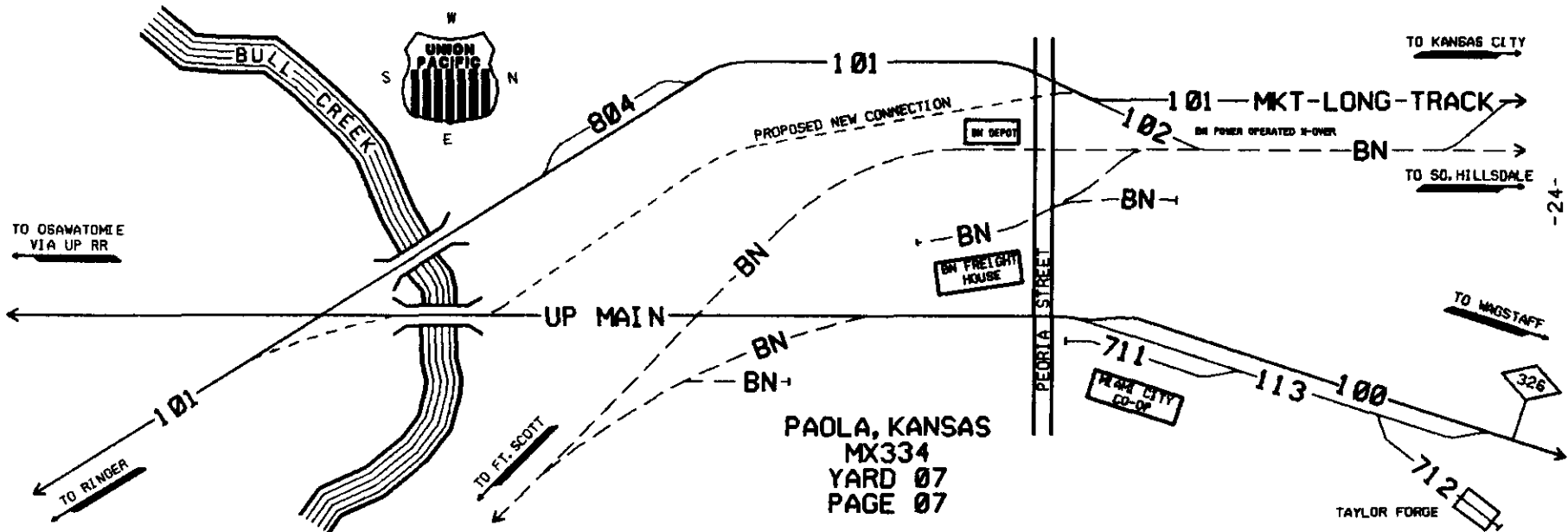
319TH ROAD

TO PADLA

VAN BUREN DIVISION
SERVICE UNIT 5
COFFEYVILLE OCC
KANSAS CITY SUBDIVISION
DECEMBER, 1988



VAN BUREN DIVISION
 SERVICE UNIT 5
 COFFEYVILLE OCC
 KANSAS CITY SUBDIVISION
 DECEMBER, 1988



VAN BUREN DIVISION
SERVICE UNIT 5
YARD 13
KANSAS CITY OCC
KANSAS CITY SUBDIVISION

KANSAS CITY, KANSAS (GLEN PARK)

KZ003

001-022		OLD 1 THRU OLD 22
024		ELEVATOR 3
025-033		MILL 5 THRU MILL 13
040		SCALE
100		INBOUND LEAD
101		OUTBOUND LEAD
104		COOPERS LEAD
106		BACK LEAD
108		NORTH OUTBOUND
500-502		RIP 1-3
505		ROUNDHOUSE
506		FUEL TRACK
507		ENGINE RUNAROUND
508		ENGINE CROSSOVER
509		ENGINE STUB TRACK
510		OIL SPUR
512		ENGINE DUMP
514		SAND TRACK
516		CAB TRACK
700		ASH GROVE LEAD
701		ASH GROVE RUNAROUND
702-703		ASH GROVE 1 & 2
706		JEFFERSON SMURFIT CORP
711-714		MILL 1-4
720	99	TEAM TRACK
722		AUTOS
723		INTERMODAL

KANSAS CITY, KANSAS
 GLEN PARK YARD
 KZ003
 YARD 13
 PAGE 01

VAN BUREN DIVISION
 SERVICE UNIT 3
 KANSAS CITY OCC
 KANSAS CITY SUBDIV
 DECEMBER, 1988
 REVISD: MAY, 1989
 MKTKCMD. DGN

