

CLIC BULLETIN NO. 16



CAR

LOCATION

IDENTITY

CODES

INSTRUCTIONS - MAPS

PLAINS DIVISION

WELLINGTON

TERMINAL

REVISED: JUNE 1, 1986

CLIC INSTRUCTIONS

=====

THIS BOOKLET CONTAINS INSTRUCTIONS AND MAPS FOR CAR LOCATION IDENTITY CODE (CLIC) AND PROCEDURES GOVERNING THE WORK ORDER DOCUMENT SYSTEM.

MAPS ARE NOT DRAWN TO SCALE AND ARE TO BE USED ONLY AS A GUIDE TO LOCATING CUSTOMER AND YARD TRACKS AND THE NUMBERS ASSIGNED TO THEM.

THE GEOGRAPHICAL AREA COVERED IN THIS BOOKLET IS DIVIDED INTO ZONES. EACH ZONE HAS DESIGNATED TRACKS AND/OR INDUSTRIES WITHIN ITS BOUNDARY.

A CLIC NUMBER WILL CONSIST OF SIX DIGITS. THE FIRST TWO DIGITS DESIGNATE THE ZONE, THE SECOND TWO DIGITS INDICATE THE TRACK NUMBER WITHIN THE ZONE; THE LAST TWO DIGITS REPRESENT THE ACTUAL SPOT ALONG THE TRACK.

THE COMBINATION OF THE ZONE-TRACK-SPOT NUMBER IS KNOWN AS THE 'CAR LOCATION IDENTITY CODE'(CLIC).

THIS 'CLIC' NUMBER WILL BE USED FOR SWITCHING AND REPORTING PURPOSES RATHER THAN THE INDUSTRY OR TRACK NAME.

•• EXAMPLE OF CLIC NUMBER ••

```
-----  
16 09 05  
:   :   :  
:   :   --- SPOT NUMBER  
:   '----- TRACK NUMBER  
----- ZONE NUMBER
```

ALL SWITCH TARGETS OR STANDS HAVE BEEN PAINTED WITH A COMBINATION OF THE ZONE AND TRACK NUMBER.

SPOT NUMBERS HAVE BEEN PAINTED ON DOORS, DOCKS, BUILDINGS, GATES, ETC., WHEREVER POSSIBLE.

WORK ORDER DOCUMENT

=====

ANY WRITTEN OR VERBAL INSTRUCTIONS ISSUED TO YARD OR ROAD CREWS REQUIRING WORK TO BE PERFORMED DURING THEIR TOUR OF DUTY WILL CONSTITUTE A WORK ORDER.

NOTE: EXCEPTIONS TO WRITTEN WORK ORDER MUST BE NOTED ON THE WORK ORDERS ACCORDING TO CURRENT INSTRUCTIONS; CARS HANDLED ON VERBAL WORK ORDERS MUST BE REPORTED ON THE PRESCRIBED FORM.

CONDUCTORS AND ENGINE FOREMAN WILL BE FURNISHED WORK ORDERS DURING THEIR TOUR OF DUTY.

THIS DOCUMENT WILL SPECIFY THE CARS TO BE PICKED-UP OR SET-OUT AT VARIOUS STATIONS, INDUSTRIES, OR INTERCHANGE TRACKS SERVICED BY THE TRAIN OR SWITCH JOB.

CERTAIN INFORMATION (OUTLINED BELOW) MUST BE RECORDED ON THE WORK ORDER DOCUMENT BY THE CONDUCTOR OR ENGINE FOREMAN. PRIOR TO TURNING IN THE DOCUMENT AT THE DESIGNATED REPORTING STATION, IT MUST BE DATED AND SIGNED --EVEN IF NO WORK WAS ACCOMPLISHED. THIS IS NECESSARY TO COMPLY WITH THE SWITCHING AND DEMURRAGE TARIFFS AS WELL AS OTHER RULES AND REGULATIONS.

CONDUCTORS AND ENGINE FOREMAN MUST SHOW ON WORK ORDER CARS HANDLED TIME AND DATE WORK PERFORMED CLIC NUMBER TAKEN FROM, CLIC NUMBER LEFT AND THE APPROPRIATE CODE AS LISTED BELOW:

- BO - BAD ORDER
- ND - WORK INDICATED NOT DONE-
(STATE REASON WORK NOT DONE)
- NIT - CAR NOT IN TRAIN, OR NOT ON TRACK
- OTCC - CAR ON TRACK, CARRIERS CONVENIENCE
- OTNP - CAR ON TRACK, BUT NOT PLACED (STATE REASON)
- PULL - CAR PULLED, TIME AND DATE
- SPOT - CAR SPOTTED, TIME AND DATE

CONDUCTOR/ENGINE FOREMAN MUST MAKE A NOTATION ON WORK ORDER OF ANY EXCEPTIONS TAKEN, SUCH AS NO CAR, CAR NOT ON LIST, CAR OUT OF LINE, CAR IS HAZARDOUS, EXCESS DIMENSION (WHEN INFORMATION IS NOT SO INDICATED ON WORK ORDER), CAR IS CARDED REAR OR HEAD END MOVEMENT ONLY, OR ANY OTHER EXCEPTIONS NOTED.

IF SWITCHING IS PERFORMED WITHOUT A WORK ORDER, THE CONDUCTOR OR ENGINE FOREMAN MUST COMPLETE THE PRESCRIBED FORM SHOWING ALL THE INFORMATION REQUIRED ABOVE AND TURN IT IN AT THE DESIGNATED REPORTING STATION.

IF AN INDUSTRY REQUEST SERVICE NOT SHOWN ON THE WORK ORDER, CONDUCTOR/ENGINE FOREMAN SHOULD OBTAIN SUCH REQUEST IN WRITING. THIS REQUEST IS TO BE TURNED IN WITH WORK ORDER. IF UNABLE TO OBTAIN REQUEST IN WRITING, CONDUCTOR/ENGINE FOREMAN SHOULD RECORD ON WORK ORDER THE NAME OF PERSON MAKING REQUEST AND THE SERVICE REQUESTED AND PERFORMED.

FOR OBSERVATION AND GUIDANCE, THE FOLLOWING CODES MAY APPEAR ON WORK ORDERS.

AI	- AGRI INDUSTRIES	
B1	- BAD ORDER	
BA	- BLASTING AGENT	-HAZARDOUS-
CA	- CARGILL	
CD	- CONDEMNED	
CB	- COMBUSTIBLE	-HAZARDOUS-
CL	- CHLORINE	-HAZARDOUS-
CM	- CORROSIVE	-HAZARDOUS-
DG	- DANGEROUS	-HAZARDOUS-
DH	- DO NOT HUMP	
DU	- DO NOT UNCOUPLE	
FG	- FLAMMABLE GAS	-HAZARDOUS-
FL	- FLAMMABLE	-HAZARDOUS-
FS	- FLAMMABLE SOLID	-HAZARDOUS-
FW	- FLAMMABLE SOLID W DANGEROUS WHEN WET	-HAZARDOUS-
HE	- HEAD END MOVEMENT	
HP	- HOUSTON PUBLIC ELEVATOR	
HV	- HIGH VALUE	
IP	- INTERCHANGE PROHIBITED	

IPSW - INTRA-PLANT SWITCH
MR - MECHANICAL REFRIGERATION
MCNR - MECHANICAL CAR NOT RUNNING
NG - NON-FLAMMABLE GAS -HAZARDOUS-
NP - NO PLACARD REQUIRED
OM - OXIDIZER -HAZARDOUS-
OP - ORGANIC PEROXIDE -HAZARDOUS-
OR - OTHER REG MATERIAL -HAZARDOUS-
OX - OXYGEN -HAZARDOUS-
PA - POISON GAS -HAZARDOUS-
PB - POISON 'B' -HAZARDOUS-
RE - REAR END ONLY
RM - RADIOACTIVE MATERIAL
-HAZARDOUS-
REJT - CAR REJECTED BY SHIPPER
RSPT - RESPOT DUE TO CARRIERS ERROR
TURN - TURN CAR & RESPOT
UE - UNION EQUITY
WH - WEIGH HEAVY
WI - WAIVE INSPECTION-SET DIRECT
WL - WEIGH LIGHT
XA - EXPLOSIVES "A" -HAZARDOUS-
XB - EXPLOSIVES "B" -HAZARDOUS-
XX - DO NOT MOVE THIS CAR
ZZ - DO NOT HUMP OR CUT
OFF WHILE IN MOTION-HAZARDOUS-

GOOD COMMUNICATION AND COMPLIANCE
WITH INSTRUCTIONS IS ESSENTIAL FOR
A COMPLETE AND SUCCESSFUL CLIC
OPERATIONS. YOUR COOPERATION IS
SOLICITED AND APPRECIATED.

ZONE ONE < WELLINGTON 54600 >

010100	YARD TRACK NO 1	(5250')	011700	YARD TRACK NO 17	(2240')
010200	YARD TRACK NO 2	(5750')	011800	YARD TRACK NO 18	(2200')
010300	YARD TRACK NO 3	(5850')	011900	YARD TRACK NO 19	(2240')
010400	YARD TRACK NO 4	(5200')	012000	SCALE TRACK	(2250')
010500	YARD TRACK NO 5	(5400')	012100	YARD TRACK NO 21	(1630')
010600	YARD TRACK NO 6	(5500')	012200	YARD TRACK EE YARDS OFF 0199	
010700	YARD TRACK NO 7	(5400')		YD LEAD OFF WBM EE YARDS	
	AND LEAD TO 0106 TO 0114 W.E.		015000	YD SWITCH TAIL TRACK EE YDS	
010800	YARD TRACK NO 8		015100	WOLCOTT LINCOLN NORTH ELEV TRK	
010900	YARD TRACK NO 9	(2460')		(PINCH WEST - 11 CH'S)	
011000	YARD TRACK NO 10	(2280')	015200	WOLCOTT LINCOLN SOUTH ELEV TRK	
011100	YARD TRACK NO 11	(2450')		(PINCH EAST - 14 CH'S)	
011200	YARD TRACK NO 12	(2450')	015300	WYE LEG OFF EBM CHANUTE SUBDIV	
011300	YARD TRACK NO 13	(2460')	015400	PASS TRACK OFF CHANUTE SUBDIV	
011400	YARD TRACK NO 14	(2180')	019800	WELLINGTON MAIN TRACK	
011500	YARD TRACK NO 15	(2240')			
011600	YARD TRACK NO 16	(2240')			



0306

SEE ZONE 2

- 0122 (2400')
- 0121 (1630')
- 0120 (2230')
- 0119 (2240')
- 0118 (2240')
- 0117 (2240')
- 0116 (2240')
- 0115 (2180')
- 0114 (2460')
- 0113 (2450')
- 0112 (2450')
- 0111 (2280')
- 0110 (2460')
- 0109 (2190')
- 0108 (4930')
- 0107 (5500')
- 0106 (5400')
- 0105 (5200')
- 0104 (5830')
- 0103 (5750')
- 0102 (5250')
- 0198

MAIN LINE

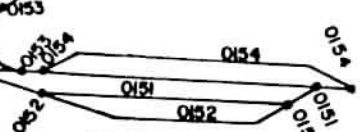
TO WAYNOKA



M.P. 237

0180

NORTH MAIN
SOUTH MAIN TO NEWTON



WALCOTT & LINCOLN
ELEVATOR

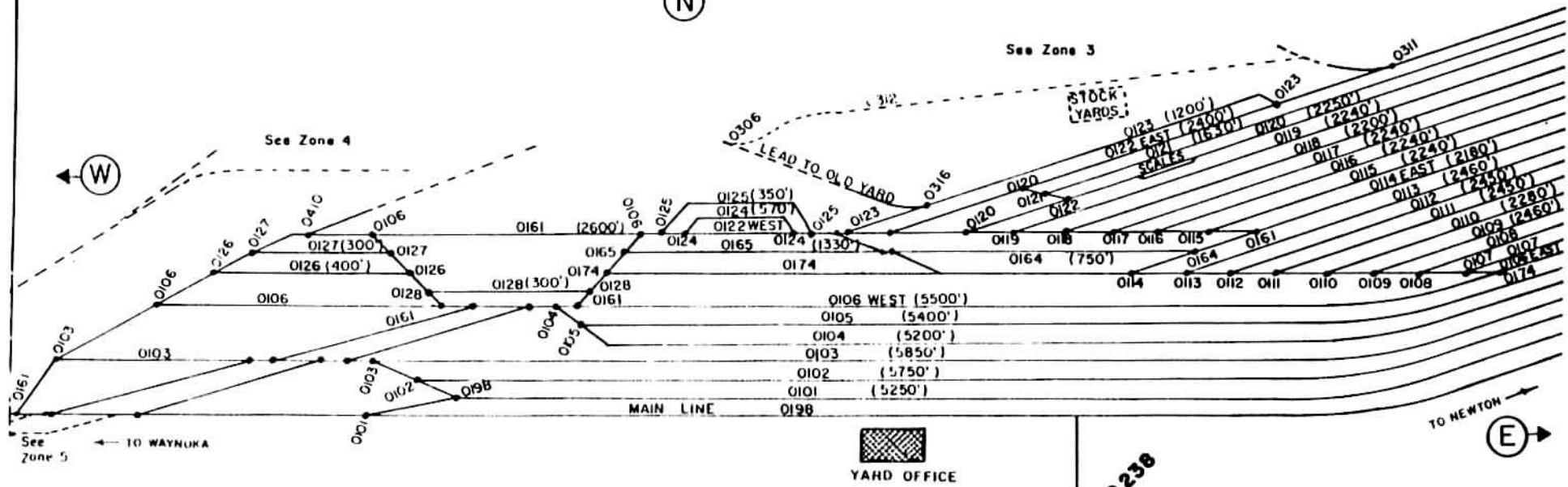
TO WINFIELD



ZONE I
Page 1 of 2

ZONE ONE < WELLINGTON 54600 >

010100	YARD TRACK NO 1	011800	YARD TRACK NO 18
010200	YARD TRACK NO 2	011900	YARD TRACK NO 19
010300	YARD TRACK NO 3	012000	SCALE TRACK
010400	YARD TRACK NO 4	012100	YARD TRACK NO 21
010500	YARD TRACK NO 5	012200	YARD TRACK EAST END OFF 0199 YD LEAD OFF WBM AT EE YARDS
010600	YARD TRACK NO 6	012300	STOCK TRACK OFF 0122
010700	YARD TRACK NO 7	012400	YD TRACK OFF 0122 SO CAB TRACK
	AND LEAD TO 0106 TO 0114 W.E.	012500	NORTH CAB TRACK OFF 0122
010800	YARD TRACK NO 8	012600	YD TRK NO 8. WE YDS SHORT TRK
010900	YARD TRACK NO 9	012700	YD TRK NO 9. WE YDS SHORT TRK
011000	YARD TRACK NO 10	012800	YARD TELEPHONE POCKET TRACK
011100	YARD TRACK NO 11	016100	POCKET TRACK (2600 FT) AT W.E. OF 0122 FORMALLY 0122 POCKET
011200	YARD TRACK NO 12	016400	POCKET TRACK (750 FT) AT W.E. OF 0114 FORMALLY 0114 MIDDLE
011300	YARD TRACK NO 13	016500	POCKET TRACK (1330 FT) WEST OF 0114 FORMALLY 0114 WEST
011400	YARD TRACK NO 14 EAST	017400	SWITCHING LEAD WE OF YARDS
011500	YARD TRACK NO 15	019800	WELLINGTON MAIN TRACK
011600	YARD TRACK NO 16		
011700	YARD TRACK NO 17		



See Zone 4

See Zone 3

See Zone 5
← TO WAYNUKA

TO NEWTON →

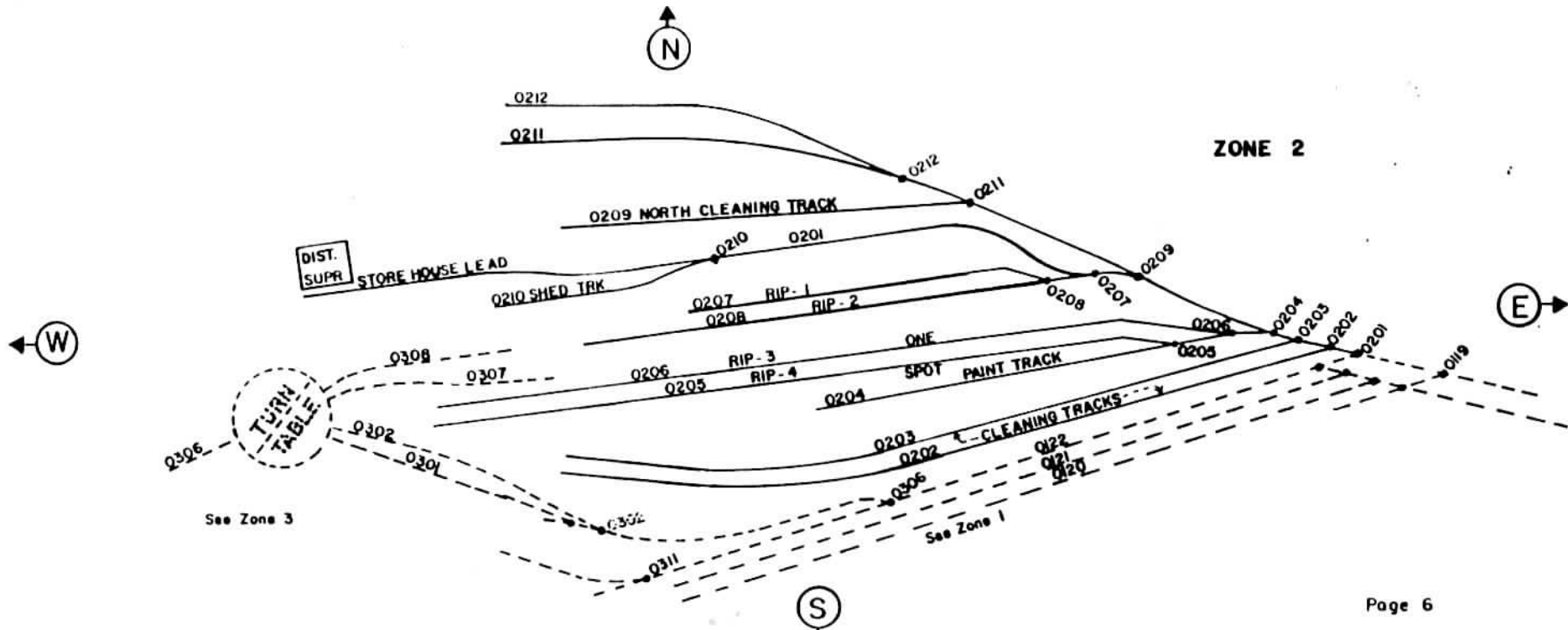
YARD OFFICE

M.P. 238

ZONE I
Page 2 of 2

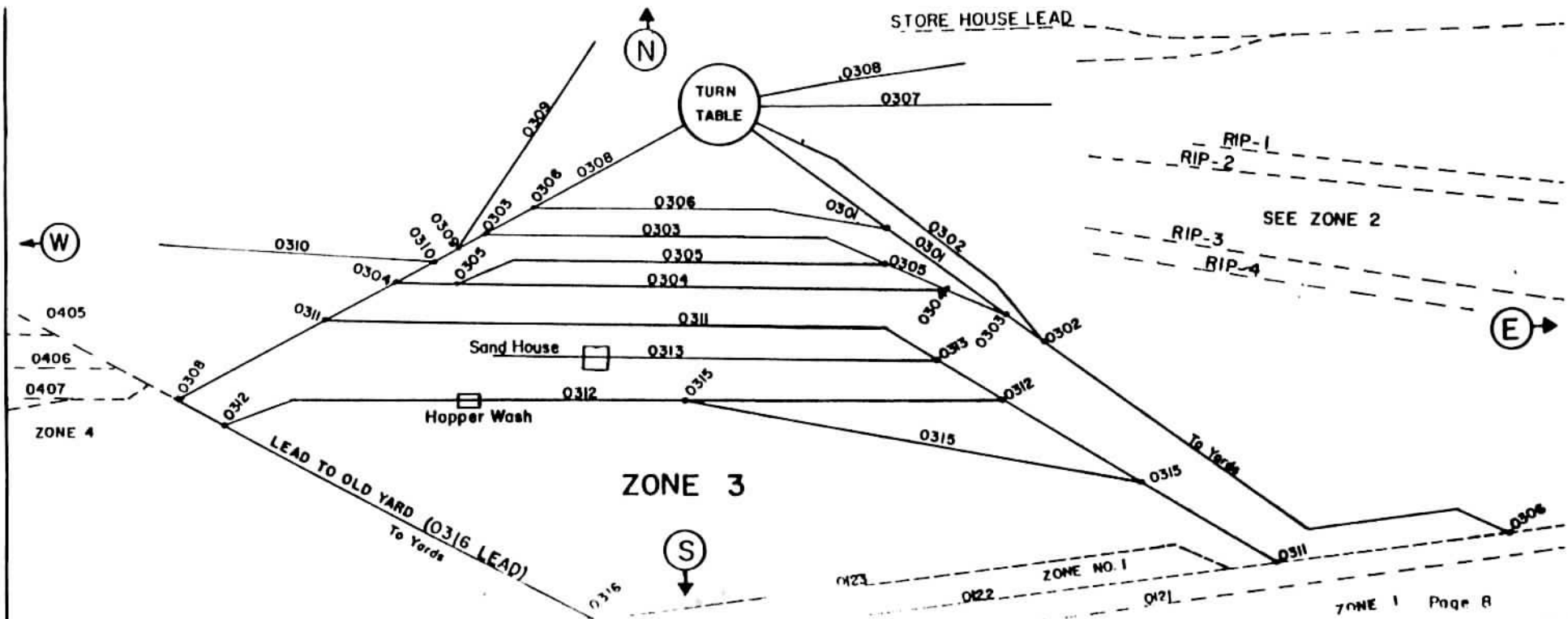
ZONE TWO < WELLINGTON 54600 > (RIP TRACK AREA)

020100 LEAD TO RIP OFF OF YD TRACK
0122 AND STOREHOUSE TRACK
020200 CLEANING TRACK NO 1
020300 CLEANING TRACK NO 2
020400 PAINT TRACK
020500 RIP TRACK NO 4 ONE SPOT
020600 RIP TRACK NO 3 ONE SPOT
020700 RIP TRACK NO 1
020800 RIP TRACK NO 2
020900 NORTH CLEANING TRACK BY MAIL SPUR
021000 SHED TRACK STOREHOUSE AREA
021100 SOUTH TOFC TRACK
021200 NORTH TOFC TRACK



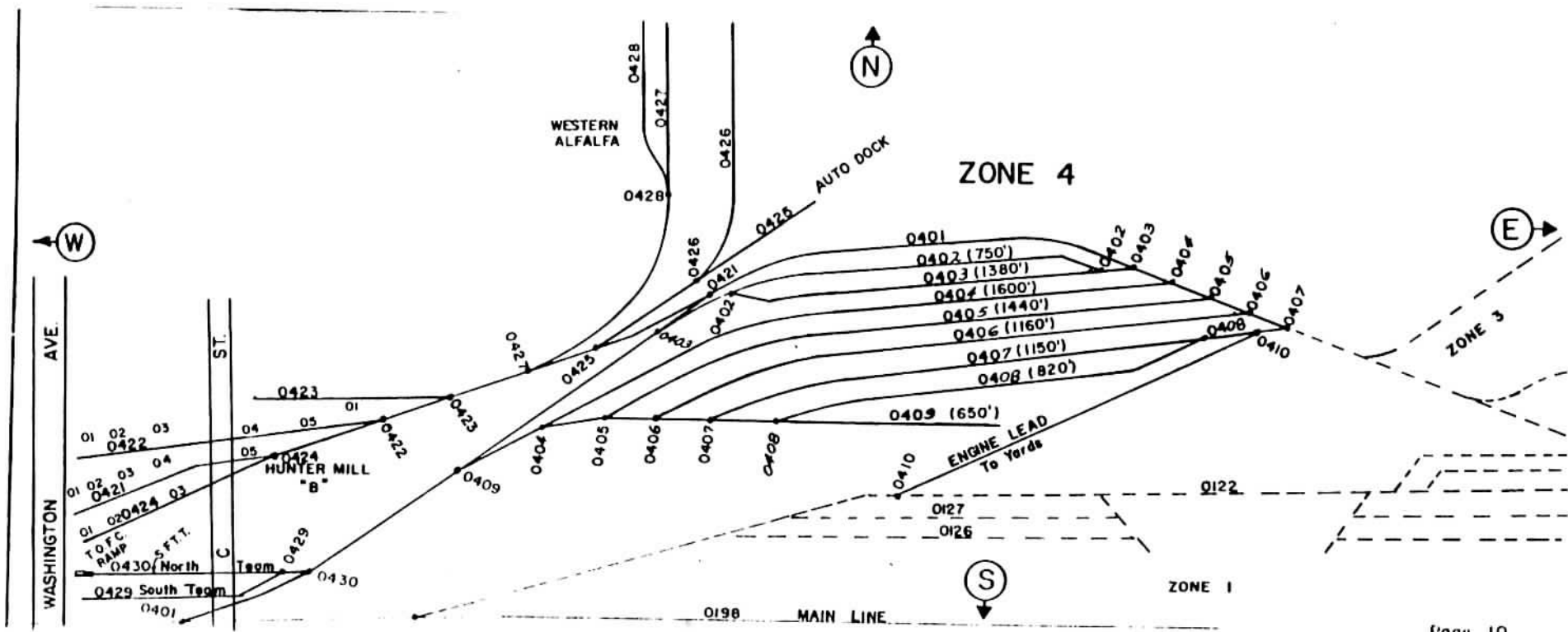
ZONE THREE < WELLINGTON 54600 > (ROUNDHOUSE AREA)

030100 ROUNDHOUSE LEAD OFF OF YARD TRACK 0122
030200 ENGINE WASH TRACK
030300 ENGINE SERVICE TRACK,SOUTH TRACK
030400 COACH YARD TRACK,NORTH TRACK
030500 ENGINE FUEL TRACK
030600 NORTH ENGINE SERVICE TRACK
030700 MACHINE SHOP OUTSIDE
030800 MACHINE SHOP INSIDE
030900 DIESEL FUEL UNLOADING SPUR
031000 THORP SPUR
031100 YD LEAD RH AREA TO DERRICK TRK AND DERRICK TRACK
031200 WASHING TRACK
031300 SAND HOUSE TRACK
031500 WASHING STORAGE TRACK
031600 LEAD TO ROUNDHOUSE AREA OFF TRACK 0123



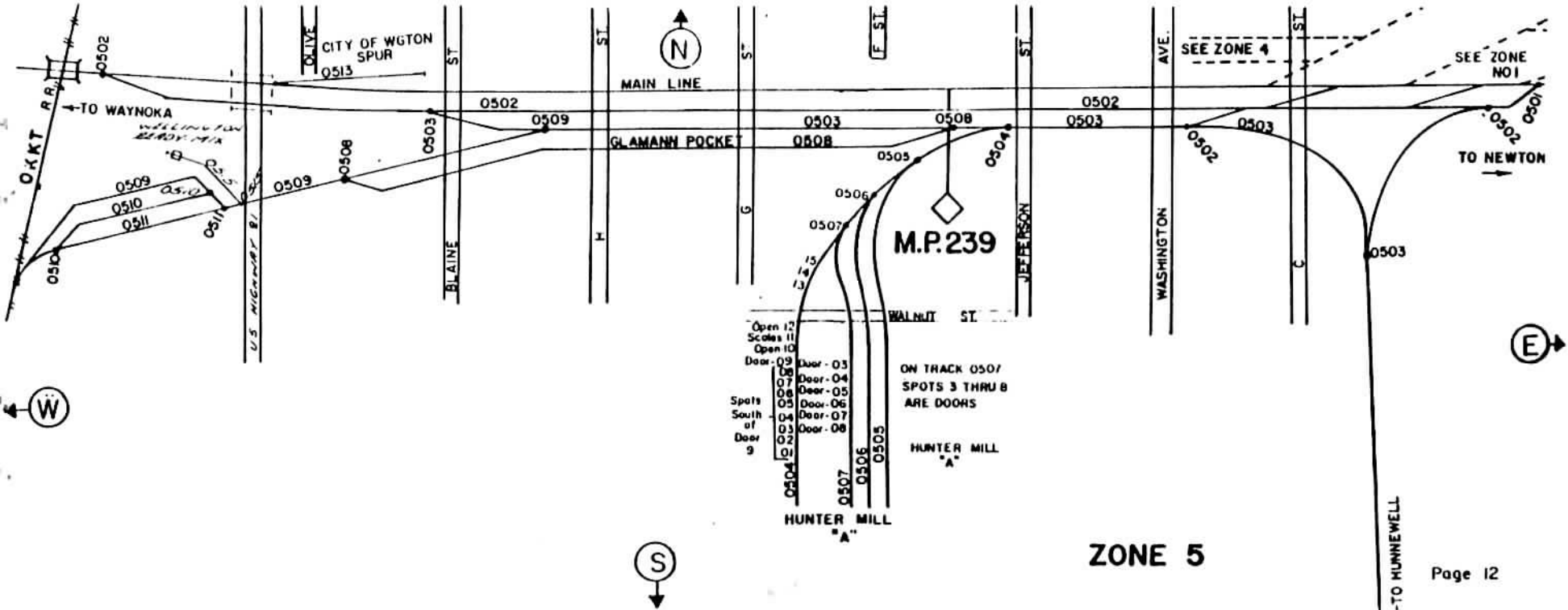
ZONE FOUR < WELLINGTON 54600 > (OLD YARD AREA)

040100	CITY TEAM TRACK OLD YDS	042204	ROSSINDDIVCA 'B'	OPEN AREA
040200	OLD YD TRACK NO. 6	05	ROSSINDDIVCA 'B'	OPEN AREA
040300	OLD YD TRACK NO. 3	042300	ROSSINDDIVCA 'B'	TRACK
040400	OLD YD TRACK NO. 2	01	ROSSINDDIVCA 'B'	DOOR AT DOCK
040500	OLD YD TRACK NO. 1	042400	ROSSINDDIVCA 'B'	TRACK
040600	OLD YD SOUTH HOUSE TRACK	01	ROSSINDDIVCA 'B'	OPEN AREA
040700	B AND B AREA OLD YDS	02	ROSSINDDIVCA 'B'	OPEN AREA
040800	OLD YD TRACK NO. 7	03	ROSSINDDIVCA 'B'	OPEN AREA
040900	OLD YD TRACK NO. 8			
041000	ENGINE LEAD TRACK TO YARDS	042500	AUTO AND TOFC DOCK TRACK	
042100	ROSSINDDIVCA 'B' TRACK	042600	MORRISION GRAIN, EAST CURVE	
01	ROSSINDDIVCA 'B' OPEN AREA	042700	MORRISION GRAIN, EAST TRACK	
02	ROSSINDDIVCA 'B' OPEN AREA	042800	MORRISION GRAIN, WEST TRACK	
03	ROSSINDDIVCA 'B' OPEN AREA	042900	TEAM TRACK, SOUTH TRACK	
04	ROSSINDDIVCA 'B' OPEN AREA	043000	TEAM TRACK, NORTH TRACK	
05	ROSSINDDIVCA 'B' SCALES	01	NORTH TEAM TRACK TOFC	DOCK
042200	ROSSINDDIVCA 'B' TRACK	02	SFTT WHSE NORTH TEAM TRK	DOOR
01	ROSSINDDIVCA 'B' OPEN AREA	03	TEAM TRACK PATRONS	OPEN
02	ROSSINDDIVCA 'B' OPEN AREA			
03	ROSSINDDIVCA 'B' OPEN AREA			



ZONE FIVE < WELLINGTON 54600 > AREA WEST OF WASHINGTON STREET

050100	EAST LEG WYE H & S SUBDIVISION	050500	ROSSINDDIVCA 'A' HOP LDG/UNLDG TRACK 1
050200	SIDING OFF 0198 TRACK	01	ROSSINDDIVCA HOP LDG/UNLDG SPOUT
050300	WEST LEG WYE H & S SUBDIVISION	050600	ROSSINDDIVCA 'A' HOP LDG/UNLDG TRACK 2
050400	ROSSINDDIVCA 'A' TRACK 4	01	ROSSINDDIVCA HOP LDG/UNLDG SPOUT
01	ROSSINDDIVCA SPOT 8 SOUTH DOOR 9	050700	ROSSINDDIVCA 'A' TRK 3
02	ROSSINDDIVCA SPOT 7 SOUTH DOOR 9	03	ROSSINDDIVCA 'A' TRK 3 DOOR 3
03	ROSSINDDIVCA SPOT 6 SOUTH DOOR 9	04	ROSSINDDIVCA 'A' TRK 3 DOOR 4
04	ROSSINDDIVCA SPOT 5 SOUTH DOOR 9	05	ROSSINDDIVCA 'A' TRK 3 DOOR 5
05	ROSSINDDIVCA SPOT 4 SOUTH DOOR 9	06	ROSSINDDIVCA 'A' TRK 3 DOOR 6
06	ROSSINDDIVCA SPOT 3 SOUTH DOOR 9	07	ROSSINDDIVCA 'A' TRK 3 DOOR 7
07	ROSSINDDIVCA SPOT 2 SOUTH DOOR 9	08	ROSSINDDIVCA 'A' TRK 3 DOOR 8
08	ROSSINDDIVCA SPOT 1 SOUTH DOOR 9	050800	GLAMANN POCKET TRACK
09	ROSSINDDIVCA SPOT 9 SOUTH DOOR 9	050900	INTERCHANGE TRK RECEIVED NORTH
10	ROSSINDDIVCA OPEN AREA	051000	INTERCHANGE TRK MIDDLE
11	ROSSINDDIVCA SCALES SCALES	051100	INTERCHANGE TRK DELIVERY SOUTH
12	ROSSINDDIVCA NORTH OF SCALES OPEN	051300	WELLINGTON CITY OF
13	ROSSINDDIVCA NORTH OF SCALES OPEN	051500	WELLINGTON READY MIX
14	ROSSINDDIVCA NORTH OF SCALES OPEN		
15	ROSSINDDIVCA NORTH OF SCALES OPEN		



Open 12
 Scales 11
 Open 10
 Door - 09
 Door - 03
 Door - 04
 Door - 05
 Door - 06
 Door - 07
 Door - 08
 Spots South of Door 9
 01
 02
 03
 04
 05
 06
 07
 08
 09
 0504
 0507
 0506
 0505
 HUNTER MILL "A"
 HUNTER MILL "A"
 ON TRACK 0507 SPOTS 3 THRU 8 ARE DOORS
 HUNTER MILL "A"

ZONE 5