

KEEP THIS BOOK

UNITED STATES
DEPARTMENT OF THE INTERIOR
ROY O. WEST, SECRETARY
NATIONAL PARK SERVICE
HORACE M. ALBRIGHT, DIRECTOR

MANUAL
FOR
RAILROAD
VISITORS



TIME-TABLES
YELLOWSTONE
PARK
TOURS



YELLOWSTONE NATIONAL PARK
JUNE 20—SEPTEMBER 19
1929

KEEP THIS BOOK

KEEP THIS BOOK

UNITED STATES
DEPARTMENT OF THE INTERIOR
ROY O. WEST, SECRETARY
NATIONAL PARK SERVICE
HORACE M. ALBRIGHT, DIRECTOR

MANUAL
FOR
RAILROAD
VISITORS

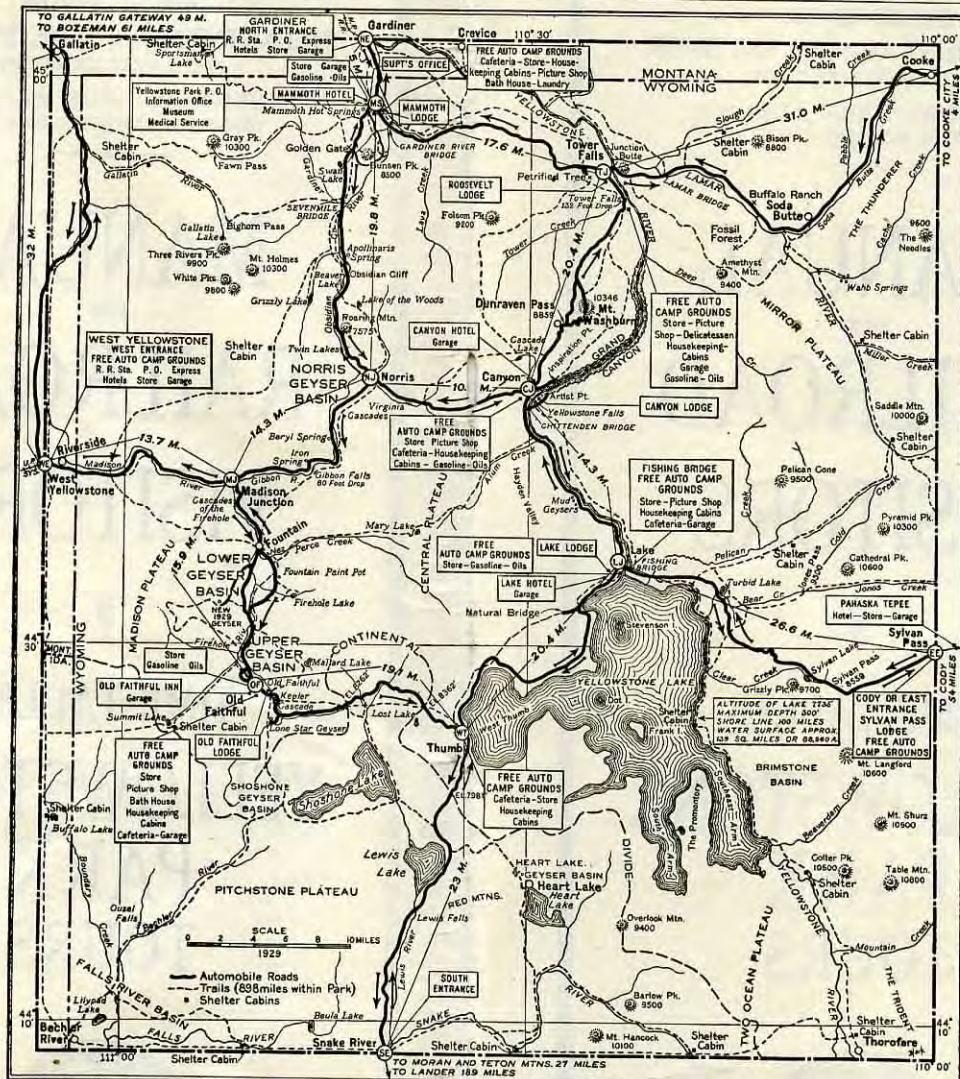


TIME-TABLES
YELLOWSTONE
PARK
TOURS



YELLOWSTONE NATIONAL PARK
JUNE 20—SEPTEMBER 19
1929

KEEP THIS BOOK



MAP OF YELLOWSTONE NATIONAL PARK

Norris Denotes Ranger Station ← Direction of Travel

Distances given are between main points by road

NOTE THE MILE-POST SIGNS

GUIDEBOOKS

YOU will add greatly to the enjoyment of your trip if you will procure a guidebook of the park and refer to it as you go from one point of interest to another. At the offices of the transportation company at Cody, West Yellowstone, Mammoth Hot Springs, and Gallatin Gateway at the Government information office, and at the ranger stations the National Park Service distributes free of charge a Government booklet describing all of the interesting features of the park, the geyser and hot spring phenomena, the canyons, lakes, mountains, and fish. This booklet also contains the rules and regulations of the park. It has a few illustrations.

The Haynes Guidebook, an elaborately illustrated volume, approved by the National Park Service, is on sale in the hotels, lodges, stores, information office, and picture shops at 75 cents and \$1.50.

KEEP THIS MANUAL. IT IS INVALUABLE AND CAN NOT BE REPLACED

MANUAL FOR RAILROAD VISITORS

You have just entered Yellowstone National Park. In bidding you welcome, the National Park Service asks you to remember that you are visiting a great playground that belongs in part to you, and that while you are at liberty to go anywhere in the park with perfect freedom, you owe it to yourself and to your fellow citizens to do nothing that will injure any of the natural features of the park, the geyser and hot spring formations, the trees, the wild animals, or birds.

The park was set apart from the public domain by Congress in 1872 and dedicated as a "pleasuring ground for the benefit and enjoyment of the people." It was enacted that it should remain forever as such. Thus we of the present generation are obliged legally and morally to so use and enjoy the park that it will remain forever in essentially its natural state.

Help protect Yellowstone National Park and especially its things of beauty that might be desecrated by the carved initial or other inscription; and throw nothing in the springs or craters.

THE FIRE DANGER

The area of the park is 3,348 square miles, or 2,142,720 acres. Over 85 per cent of this great reservation is covered with dense forests of pine, fir, spruce, and other trees. You will pass through some of these vast forests in your tour of the park, and you are particularly urged to use the greatest caution in handling matches, cigar and cigarette stubs, and pipe ashes. Extinguish every spark before throwing them away. In one year 306 fires in Yellowstone Park were caused by careless handling of matches and stubs of cigars and cigarettes. Many tourists found responsible for these fires suffered arrest for violation of the regulations, then trial, and the imposition of heavy fines for their negligence.

You can not be too careful with fire.

GRAND TOUR OF YELLOWSTONE NATIONAL PARK

Thousands of visitors to Yellowstone National Park coming by rail choose the 4½ days' sightseeing tour, using the busses of the Yellowstone Park Transportation Co. and the accommodations of either the hotel system or the system of lodges. Persons interested in natural history or geology should take a 5½-day tour, spending 1 day at Roosevelt Lodge.

The regular tickets for this tour cover transportation service and 14 meals and 4 lodgings in either hotels or lodges.

When passengers use "A" tours and the Lander entrance tours, as designated on pages 5 to 11, inclusive, requiring less than 14 meals, refund will be made of charge for one meal in case of Tours 1A, 3A, 5A, 7A, 8A, 10A, 17, 18, 19, 20, two meals in case of Tours 2A, 4, 6A, 9, 14, 25, and three meals in case of Tours 4A, 9A, and 16. Such refund will be made by representative of Yellowstone Park Hotel Co., or Lodge Co., as the case may be, when passenger's rail coupon is exchanged at Mammoth Hot Springs or West Yellowstone.

When passengers elect to change from lodge tour to hotel tour, or vice versa, adjustment will be made by hotel company or lodge company, as case may be, on basis of service performed on American plan, from time of registration until checking out.

Passengers may remain in Yellowstone Park as long as desired, within the park season, upon the payment of the regular rates for additional hotel or lodge accommodations, but without additional charge for automobile transportation via route of the regular Yellowstone Park Tours.

TOUR RATES

The cost of the 4½ days' tour via hotels is \$54, covering transportation, meals, and lodgings for the complete tour. The lodgings for this tour are those provided for in the minimum American plan, hotel rate of \$6.50 per day, and do not include bath. The American plan hotel rates per day, per person, providing for room with private bath, are:

- 1 person in a room, \$10 to \$11, according to location.
- 2 persons in one room, \$9 to \$10 each, according to location.
- 3 persons in two rooms, with bath between corner suite, \$10 per person.
- 3 persons in two rooms with bath between, inside suite, \$9 each person.

3 persons in one room with private bath, \$8.50 and \$9 per day per person, according to location.

4 persons in two rooms, with bath between, \$8.50 to \$9 each, according to location.

When rooms with bath are used, an allowance of \$6.50 per day will be made to the holder of the \$54 ticket.

The cost of the 4½ days' tour via the lodges is \$45, covering transportation, meals, and lodgings for the complete tour.

For other rate schedules see page 25.

RAILROAD TRAIN SERVICE THE PARK SEASON

The Yellowstone National Park season is June 20 to September 19, inclusive. The first date that passengers can leave Gardiner, West Yellowstone, Cody, Bozeman, Gallatin Gateway, or Jackson Lake (Moran), and make a tour of Yellowstone Park, is June 20.

The last date that passengers can arrive at Gardiner, West Yellowstone, Cody, Bozeman, Gallatin Gateway, or Jackson Lake (Moran), and make a tour of Yellowstone Park, is September 15.

Last date busses will reach Gardiner, West Yellowstone, Cody, Bozeman, Gallatin Gateway, or Jackson Lake (Moran), after tour of Yellowstone Park, will be September 19.

IMPORTANT RULES AND REGULATIONS TO KEEP IN MIND

FIRE, DESECRATION, ARREST, FINE, IMPRISONMENT

The following sections of the rules and regulations which are the law of the park should ever be kept in mind and faithfully observed:

1. **Preservation of natural features and curiosities.**—It is forbidden to remove or injure the sediments or incrustations around the geysers, hot springs, or steam vents; or to deface the same by written inscriptions or otherwise; or to throw any object or substance into the springs or steam vents; or to injure or disturb in any manner or to carry off any of the mineral deposits, specimens, natural curiosities, or wonders within the park; or to ride or drive upon any of the geyser or hot spring formations; or to turn stock loose to graze in their vicinity.

The destruction, injury, defacement, or disturbance in any way of the public buildings, signs, equipment, or other property, or the trees, flowers, vegetation, rocks, mineral, animal, or bird or other life is prohibited: *Provided*, That flowers may be gathered in small quantities when, in the judgment of the superintendent, their removal will not impair the beauty of the park.

3. **Fires.**—Fires constitute one of the greatest perils to the park; they shall not be kindled near trees, dead wood, moss, dry leaves, forest mold, or other vegetable refuse, but in some open space on rocks or earth. Should camp be made in a locality where no such open space exists or is provided, the dead wood, moss, dry leaves, etc., shall be scraped away to the rock or earth over an area considerably larger than that required for the fire. Fires shall be lighted only when necessary, and when no longer needed shall be completely extinguished and all embers and bed

smothered with earth or water so that there remains no possibility of reignition.

Especial care shall be taken that no lighted match, cigar, or cigarette is dropped in any grass, twigs, leaves, or tree mold.

5. **Bears.**—Molesting, teasing, or touching the bears is prohibited.

6. **Fishing.**—Fishing with nets, seines, traps, or by the use of drugs or explosives, or in any other way than with hook and line, or for merchandise or profit, is prohibited. Boiling or attempting to boil live fish in hot springs, pools, or geysers is prohibited. Fishing in particular waters may be suspended by the superintendent, who may also designate waters which shall be reserved exclusively for fishing with the artificial fly. All fish hooked less than 8 inches long shall be carefully handled with moist hands and returned at once to the water, if not seriously injured. Fish retained shall be killed immediately upon being removed from the hook.

Ten fish per person fishing shall constitute the limit for a day's catch.

The use of live minnows for bait in any of the waters within the park is prohibited.

18. **Fines and penalties.**—Persons who render themselves obnoxious by disorderly conduct or bad behavior shall be subjected to the punishment hereinafter prescribed for violation of the foregoing regulations, or they may be summarily removed from the park by the superintendent and not allowed to return without permission in writing from the Director of the National Park Service or the superintendent of the park.

Any person who violates any of the foregoing regulations shall be deemed guilty of a misdemeanor and shall be subject to a fine of not more than \$500 or imprisonment not exceeding six months, or both, and be adjudged to pay all costs of the proceedings.

Any person who violates any of the foregoing regulations shall be deemed guilty of a misdemeanor and shall be subject to a fine of not more than \$500 or imprisonment not exceeding six months, or both, and be adjudged to pay all costs of the proceedings.

YELLOWSTONE PARK TOURS

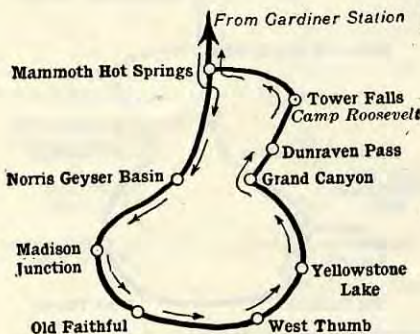
FIND YOUR TOUR AND FOLLOW THE TIME-TABLES INDICATED

Upon request cars will be routed to the summit of Mount Washburn instead of Dunraven Pass. Extra fare, per person, \$2

IN AND OUT VIA GARDINER (G.-G.)

Tour 1 begins with inbound Northern Pacific morning train. Follow time-tables 1, 3, 4, 5, 6, and 20.

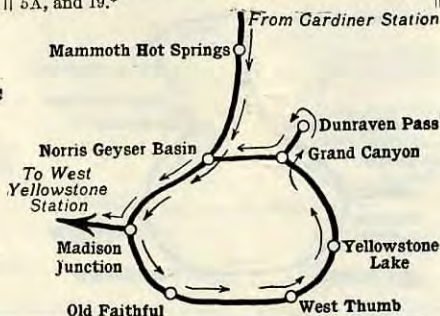
Tour 1A begins with inbound Northern Pacific evening train. Follow time-tables 2, 3, 4, 5, 6, and 20.*



IN GARDINER, OUT WEST YELLOWSTONE (G.-W.)

Tour 2 begins with inbound Northern Pacific morning train and ends with outbound Union Pacific evening train. Follow time-tables 1, 3, 4, 5A, and 18.

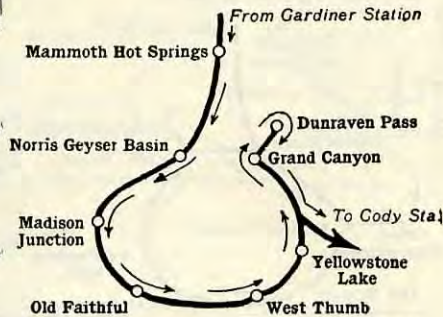
Tour 2A begins with inbound Northern Pacific evening train and ends with outbound Union Pacific afternoon train. Follow time-tables 2, 3, 4, 5A, and 19.*



IN GARDINER, OUT CODY (G.-C.)

Tour 3 begins with inbound Northern Pacific morning train and ends with outbound C. B. & Q. trains from Cody, Wyo. Follow time-tables 1, 3, 4, 5A, and 14.

Tour 3A begins with inbound Northern Pacific evening train and ends with outbound C. B. & Q. trains. Follow time-tables 2, 3, 4, 5A, and 14.*



	Tour 1	Tour 1A*
<i>First day</i>		
Lv. Gardiner.....	10.05 a. m.	5.20 p. m.
Ar. Mammoth Hot Springs.....	10.30 a. m.	5.45 p. m.
<i>Second day</i>		
Lv. Mammoth Hot Springs.....	8.20 a. m.	8.20 a. m.
Ar. Old Faithful.....	12.22 p. m.	12.22 p. m.
<i>Third day</i>		
Lv. Old Faithful.....	1.50 p. m.	1.50 p. m.
Ar. Yellowstone Lake.....	4.58 p. m.	4.58 p. m.
<i>Fourth day</i>		
Lv. Yellowstone Lake.....	10.00 a. m.	10.00 a. m.
Ar. Grand Canyon.....	11.46 a. m.	11.46 a. m.
<i>Fifth day</i>		
Lv. Grand Canyon.....	1.35 p. m.	1.35 p. m.
Ar. Mammoth Hot Springs.....	4.47 p. m.	4.47 p. m.
Lv. Mammoth Hot Springs.....	6.30 p. m.	6.30 p. m.
Ar. Gardiner.....	6.52 p. m.	6.52 p. m.

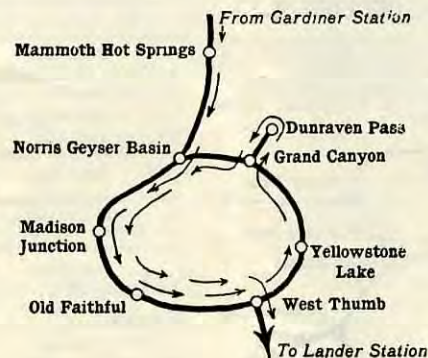
	Tour 2	Tour 2A*
<i>First day</i>		
Lv. Gardiner.....	10.05 a. m.	5.20 p. m.
Ar. Mammoth Hot Springs.....	10.30 a. m.	5.45 p. m.
<i>Second day</i>		
Lv. Mammoth Hot Springs.....	8.20 a. m.	8.20 a. m.
Ar. Old Faithful.....	12.22 p. m.	12.22 p. m.
<i>Third day</i>		
Lv. Old Faithful.....	1.50 p. m.	1.50 p. m.
Ar. Yellowstone Lake.....	4.58 p. m.	4.58 p. m.
<i>Fourth Day</i>		
Lv. Yellowstone Lake.....	9.10 a. m.	9.10 a. m.
Ar. Grand Canyon.....	12.00 m.	12.00 m.
Free side trip to Dunraven Pass and return.		
<i>Fifth day</i>		
Lv. Grand Canyon.....	2.50 p. m.	9.00 a. m.
Ar. West Yellowstone.....	5.09 p. m.	11.21 a. m.

	Tour 3	Tour 3A*
<i>First day</i>		
Lv. Gardiner.....	10.05 a. m.	5.20 p. m.
Ar. Mammoth Hot Springs.....	10.30 a. m.	5.45 p. m.
<i>Second day</i>		
Lv. Mammoth Hot Springs.....	8.20 a. m.	8.20 a. m.
Ar. Old Faithful.....	12.22 p. m.	12.22 p. m.
<i>Third day</i>		
Lv. Old Faithful.....	1.50 p. m.	1.50 p. m.
Ar. Yellowstone Lake.....	4.58 p. m.	4.58 p. m.
<i>Fourth day</i>		
Lv. Yellowstone Lake.....	9.10 a. m.	9.10 a. m.
Ar. Grand Canyon.....	12.00 m.	12.00 m.
Free side trip to Dunraven Pass and return.		
<i>Fifth day</i>		
Lv. Grand Canyon.....	9.10 a. m.	9.10 a. m.
Ar. Sylvan Pass Lodge.....	12.03 p. m.	12.03 p. m.
Lv. Sylvan Pass Lodge.....	1.15 p. m.	1.15 p. m.
Ar. Cody.....	4.55 p. m.	4.55 p. m.

IN GARDINER, OUT LANDER (G.-L.)

Tour 4 begins with inbound Northern Pacific morning train, connecting with Lander-Yellowstone autobus line and ends with outbound C. & N. W. morning train. Follow time-tables 1, 3, 4, 5A, 17, and 25.

Tour 4A begins with inbound Northern Pacific evening train connecting with Lander-Yellowstone autobus line and ends with outbound C. & N. W. morning train. Follow time-tables 2, 3, 4, 5A, 17, and 25.



	Tour 4*	Tour 4A*
<i>First day</i>		
Lv. Gardiner.....	10.05 a. m.	5.20 p. m.
Ar. Mammoth Hot Springs.....	10.30 a. m.	5.45 p. m.
<i>Second day</i>		
Lv. Mammoth Hot Springs.....	8.20 a. m.	8.20 a. m.
Ar. Old Faithful.....	12.22 p. m.	12.22 p. m.
Lv. Old Faithful.....	1.50 p. m.	1.50 p. m.
Ar. Yellowstone Lake.....	4.58 p. m.	4.58 p. m.
<i>Third day</i>		
Lv. Yellowstone Lake.....	9.10 a. m.	9.10 a. m.
Ar. Canyon.....	12.00 m.	12.00 m.
<i>Fourth day</i>		
Lv. Canyon.....	8.30 a. m.	8.30 a. m.
Ar. Old Faithful.....	12.08 p. m.	12.08 p. m.
<i>Fifth day</i>		
Lv. Old Faithful.....	7.45 a. m.	7.45 a. m.
Ar. Jackson Lake (Moran) ²	12.27 p. m.	12.27 p. m.

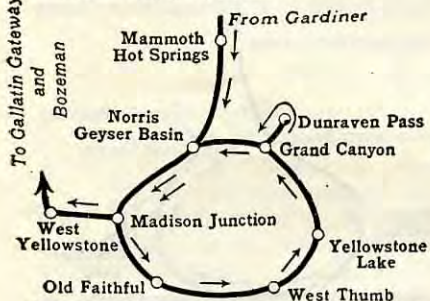
¹ Free side trip to Dunraven Pass and return.

² Passengers remain at Jackson Lake (Moran) over night, and early the next morning leave via the stages of the Lander-Yellowstone Transportation Co.; arrive Lander, Wyo., 5 p. m. the same day.

* Passengers using Tours 1A, 2A, 3A, 4, 4A are entitled to refund of charge for meals as follows: Tours 1A, 3A, one meal; Tours 2A and 4, two meals; Tour 4A, three meals.

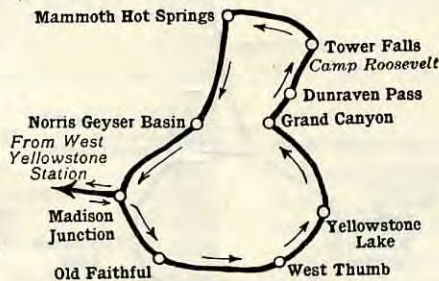
IN GARDINER, OUT GALLATIN GATEWAY AND BOZEMAN (G.-S.)

Tour 5 begins with inbound Northern Pacific morning train and ends with outbound Chicago, Milwaukee, St. Paul & Pacific evening train at Gallatin Gateway, Mont., and outbound Northern Pacific evening train at Bozeman, Mont. Follow time-tables 1, 3, 4, 5A, 19 and 27.
 Tour 5A begins with inbound Northern Pacific evening train and ends with outbound Chicago, Milwaukee, St. Paul & Pacific evening train at Gallatin Gateway, Mont., and outbound evening Northern Pacific train at Bozeman, Mont. Follow time-tables 2, 3, 4, 5A, 19, and 27.*



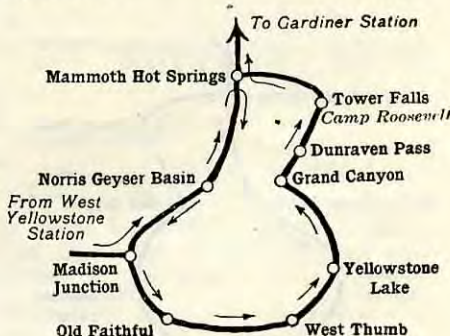
IN WEST YELLOWSTONE, OUT WEST YELLOWSTONE (W.-W.)

Tour 6 begins with inbound Union Pacific morning train and ends with outbound Union Pacific evening train. Follow time-tables 9, 4, 5, 6, and 7.
 Tour 6A begins with inbound Union Pacific afternoon train and ends with outbound Union Pacific afternoon train. Follow time-tables 10, 4, 5, 6, and 8.*



IN WEST YELLOWSTONE, OUT GARDINER (W.-G.)

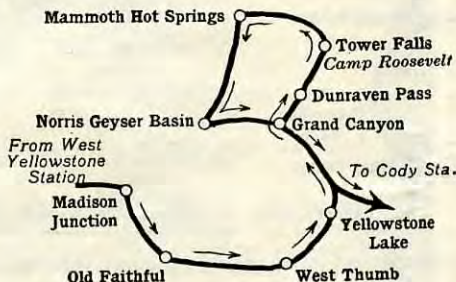
Tour 7 begins with inbound Union Pacific morning train and ends with outbound Northern Pacific evening train. Follow time-tables 11, 3, 4, 5, 6, and 20.
 Tour 7A begins with inbound Union Pacific afternoon train and ends with outbound Northern Pacific evening train. Follow time-tables 12, 3, 4, 5, 6, and 20.*



	Tour 5	Tour 5A*		Tour 6	Tour 6A*		Tour 7	Tour 7A*
<i>First day</i>			<i>First day</i>			<i>First day</i>		
Lv. Gardiner.....	10.05 a. m.	5.20 p. m.	Lv. West Yellowstone....	9.30 a. m.	3.45 p. m.	Lv. West Yellowstone....	9.25 a. m.	3.45 p. m.
Ar. Mammoth Hot Springs	10.30 a. m.	5.45 p. m.	Ar. Old Faithful.....	11.46 a. m.	6.01 p. m.	Ar. Mammoth Hot Springs	12.06 p. m.	6.23 p. m.
<i>Second day</i>			<i>Second day</i>			<i>Second day</i>		
Lv. Mammoth Hot Springs	8.20 a. m.	8.20 a. m.	Lv. Old Faithful.....	1.50 p. m.	1.50 p. m.	Lv. Mammoth Hot Springs	8.20 a. m.	8.20 a. m.
Ar. Old Faithful.....	12.22 p. m.	12.22 p. m.	Ar. Yellowstone Lake....	4.58 p. m.	4.58 p. m.	Ar. Old Faithful.....	12.22 p. m.	12.22 p. m.
<i>Third day</i>			<i>Third day</i>			<i>Third day</i>		
Lv. Old Faithful.....	1.50 p. m.	1.50 p. m.	Lv. Yellowstone Lake....	10.00 a. m.	10.00 a. m.	Lv. Old Faithful.....	1.50 p. m.	1.50 p. m.
Ar. Yellowstone Lake....	4.58 p. m.	4.58 p. m.	Ar. Grand Canyon.....	11.46 a. m.	11.46 a. m.	Ar. Yellowstone Lake....	4.58 p. m.	4.58 p. m.
<i>Fourth day</i>			<i>Fourth day</i>			<i>Fourth day</i>		
Lv. Yellowstone Lake....	9.10 a. m.	9.10 a. m.	Lv. Grand Canyon.....	1.35 p. m.	1.35 p. m.	Lv. Yellowstone Lake....	10.00 a. m.	10.00 a. m.
Ar. Grand Canyon.....	12.00 m.	12.00 m.	Ar. Mammoth Hot Springs	4.47 p. m.	4.47 p. m.	Ar. Grand Canyon.....	11.46 a. m.	11.46 a. m.
Free side trip to Dunraven Pass and return.			<i>Fifth day</i>			<i>Fifth day</i>		
<i>Fifth day</i>			Lv. Mammoth Hot Springs	1.30 p. m.	8.05 a. m.	Lv. Grand Canyon.....	1.35 p. m.	1.35 p. m.
Lv. Grand Canyon.....	9.00 a. m.	9.00 a. m.	Ar. West Yellowstone....	4.45 p. m.	11.10 a. m.	Ar. Mammoth Hot Springs	4.47 p. m.	4.47 p. m.
Ar. West Yellowstone....	11.21 a. m.	11.21 a. m.				Lv. Mammoth Hot Springs	6.30 p. m.	6.30 p. m.
Lv. West Yellowstone....	12.10 p. m.	12.10 p. m.				Ar. Gardiner.....	6.52 p. m.	6.52 p. m.
Ar. Gallatin Gateway (C., M., St. P. & P.).....	4.25 p. m.	4.25 p. m.						
Ar. Bozeman (N. P. Ry.)..	5.10 p. m.	5.10 p. m.						

IN WEST YELLOWSTONE, OUT CODY (W.-C.)

Tour 8 begins with inbound Union Pacific morning train and ends with outbound C., B. & Q. trains from Cody, Wyo. Follow time-tables 9, 4, 5, 6, 22, and 14.
 Tour 8A begins with inbound Union Pacific afternoon train and ends with outbound C., B. & Q. trains. Follow time-tables 10, 4, 5, 6, 22, and 14.*



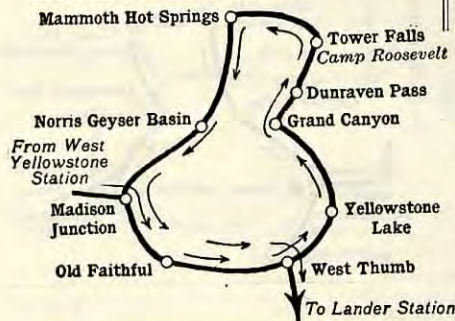
	Tour 8	Tour 8A*
<i>First day</i>		
Lv. West Yellowstone....	9.30 a. m.	3.45 p. m.
Ar. Old Faithful.....	11.46 a. m.	6.01 p. m.
<i>Second day</i>		
Lv. Old Faithful.....	1.50 p. m.	1.50 p. m.
Ar. Yellowstone Lake....	4.58 p. m.	4.58 p. m.
<i>Third day</i>		
Lv. Yellowstone Lake....	10.00 a. m.	10.00 a. m.
Ar. Grand Canyon.....	11.46 a. m.	11.46 a. m.
Lv. Grand Canyon.....	1.35 p. m.	1.35 p. m.
Ar. Mammoth Hot Springs	4.47 p. m.	4.47 p. m.
<i>Fourth day</i>		
Lv. Mammoth Hot Springs	12.30 p. m.	12.30 p. m.
Ar. Grand Canyon (via Norris).....	3.00 p. m.	3.00 p. m.
<i>Fifth day</i>		
Lv. Grand Canyon.....	9.10 a. m.	9.10 a. m.
Ar. Sylvan Pass Lodge....	12.03 p. m.	12.03 p. m.
Lv. Sylvan Pass Lodge....	1.15 p. m.	1.15 p. m.
Ar. Cody.....	4.55 p. m.	4.55 p. m.

* Passengers using Tours 5A, 6A, 7A, 8A are entitled to refund of charge for meals as follows: Tours 5A, 7A, and 8A, one meal; Tour 6A, two meals.

IN WEST YELLOWSTONE, OUT LANDER (W.-L.)

Tour 9 begins with inbound Union Pacific morning train, connecting with Lander-Yellowstone autobus line at Jackson Lake Lodge and ends with outbound C. & N. W. morning train. Follow time-tables 9, 4, 5, 6, 3, and 26.

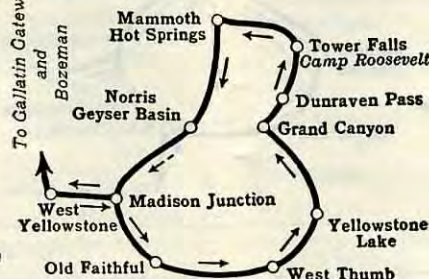
Tour 9A begins with inbound Union Pacific afternoon train connecting with Lander-Yellowstone autobus line at Jackson Lake Lodge and ends with outbound C. & N. W. morning train. Follow time-tables 10, 4, 5, 6, 3, and 25.



IN WEST YELLOWSTONE, OUT GALLATIN GATEWAY AND BOZEMAN (W.-S.)

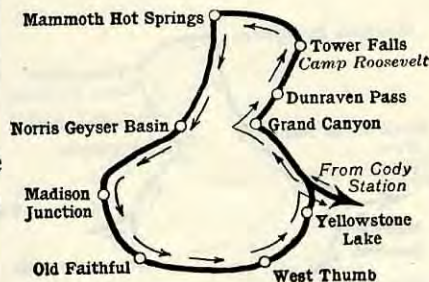
Tour 10 begins with inbound Union Pacific morning train and ends with outbound Chicago, Milwaukee, St. Paul & Pacific evening train at Gallatin Gateway, Mont., and outbound Northern Pacific evening train at Bozeman, Mont. Follow time-tables 9, 4, 5, 6, 3, and 27.

Tour 10A begins with inbound Union Pacific afternoon train and ends with outbound Chicago, Milwaukee, St. Paul & Pacific evening train at Gallatin Gateway, Mont., and outbound Northern Pacific evening train at Bozeman, Mont. Follow time-tables 10, 4, 5, 6, 3, and 27.



IN CODY, OUT CODY (C.-C.)

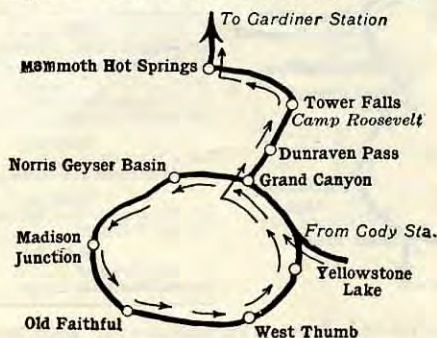
Tour 11 begins with inbound C. B. & Q. trains at Cody, Wyo., and ends with outbound C. B. & Q. trains. Follow time-tables 13, 6, 3, 4, and 14.



	Tour 9*	Tour 9A*		Tour 10	Tour 10 A*		Tour 11
<i>First day</i>							
Lv. West Yellowstone	9.30 a. m.	3.45 p. m.	Lv. West Yellowstone	9.30 a. m.	3.45 p. m.	Lv. Cody	9.20 a. m.
Ar. Old Faithful	11.46 a. m.	6.01 p. m.	Ar. Old Faithful	11.46 a. m.	6.01 p. m.	Ar. Sylvan Pass Lodge	1.00 p. m.
Lv. Old Faithful	1.50 p. m.		Lv. Old Faithful	1.50 p. m.	1.50 p. m.	Lv. Sylvan Pass Lodge	1.45 p. m.
Ar. Yellowstone Lake	4.58 p. m.		Ar. Yellowstone Lake	4.58 p. m.	4.58 p. m.	Ar. Grand Canyon	5.22 p. m.
<i>Second day</i>							
Lv. Old Faithful		1.50 p. m.	Lv. Grand Canyon	1.35 p. m.	1.35 p. m.	Lv. Grand Canyon	1.35 p. m.
Ar. Yellowstone Lake		4.58 p. m.	Ar. Yellowstone Lake	4.47 p. m.	4.47 p. m.	Ar. Mammoth Hot Springs	4.47 p. m.
Lv. Yellowstone Lake	10.00 a. m.		Lv. Yellowstone Lake	10.00 a. m.	10.00 a. m.	<i>Third day</i>	
Ar. Grand Canyon	11.46 a. m.		Ar. Grand Canyon	11.46 a. m.	11.46 a. m.	Lv. Mammoth Hot Springs	8.20 a. m.
<i>Third day</i>							
Lv. Yellowstone Lake		10.00 a. m.	Lv. Grand Canyon	1.35 p. m.	1.35 p. m.	Ar. Old Faithful	12.22 p. m.
Ar. Grand Canyon		11.46 a. m.	Ar. Mammoth Hot Spgs.	4.47 p. m.	4.47 p. m.	<i>Fourth day</i>	
Lv. Grand Canyon	1.35 p. m.		Lv. Mammoth Hot Spgs.	8.05 a. m.	8.05 a. m.	Lv. Old Faithful	1.50 p. m.
Ar. Mammoth Hot Spgs.	4.47 p. m.		Ar. West Yellowstone	11.10 a. m.	11.10 a. m.	Ar. Yellowstone Lake	4.58 p. m.
<i>Fourth day</i>							
Lv. Mammoth Hot Spgs.	8.20 a. m.	8.20 a. m.	Ar. Gallatin Gateway (C. M., St. P. & P.)	4.25 p. m.	4.25 p. m.	<i>Fifth day</i>	
Ar. Old Faithful	12.22 p. m.	12.22 p. m.	Ar. Bozeman (N. P. Ry.)	5.10 p. m.	5.10 p. m.	Lv. Yellowstone Lake	9.54 a. m.
<i>Fifth day</i>							
Lv. Old Faithful	7.45 a. m.	7.45 a. m.				Ar. Sylvan Pass Lodge	12.03 p. m.
Ar. Jackson Lake (Moran)	12.27 p. m.	12.27 p. m.				Lv. Sylvan Pass Lodge	1.15 p. m.
						Ar. Cody	4.55 p. m.

IN CODY, OUT GARDINER (C.-G.)

Tour 12 begins with inbound C. B. & Q. trains at Cody, Wyo., and ends with outbound Northern Pacific evening train. Follow time-tables 13, 17, 4, 5, 6, and 20.



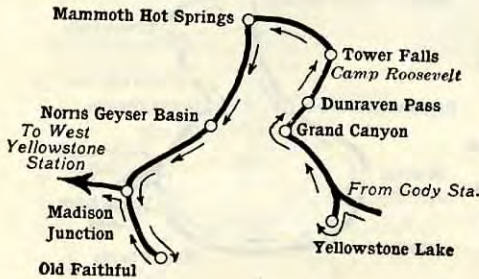
	Tour 12
<i>First day</i>	
Lv. Cody	9.20 a. m.
Ar. Sylvan Pass Lodge	1.00 p. m.
Lv. Sylvan Pass Lodge	1.45 p. m.
Ar. Grand Canyon	5.22 p. m.
<i>Second day</i>	
Lv. Grand Canyon	8.30 a. m.
Ar. Old Faithful	12.08 p. m.
<i>Third day</i>	
Lv. Old Faithful	1.50 p. m.
Ar. Yellowstone Lake	4.58 p. m.
<i>Fourth day</i>	
Lv. Yellowstone Lake	10.00 a. m.
Ar. Grand Canyon	11.46 a. m.
<i>Fifth day</i>	
Lv. Grand Canyon	1.35 p. m.
Ar. Mammoth Hot Springs	4.47 p. m.
Lv. Mammoth Hot Springs	6.30 p. m.
Ar. Gardiner	6.52 p. m.

¹ Passengers remain at Jackson Lake (Moran) over night, and early the next morning leave via stages of the Lander-Yellowstone Transportation Co.; arrive Lander, Wyo., 5 p. m. the same day.

*Passengers using Tours 9, 9A, 10A are entitled to refund of charge for meals as follows: Tour 10A, one meal; Tour 9, two meals; Tour 9A, three meals.

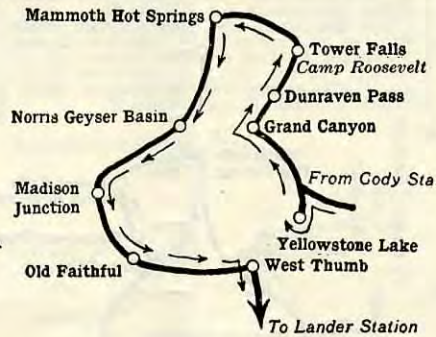
IN CODY, OUT WEST YELLOWSTONE (C.-W.)

Tour 13 begins with inbound C., B. & Q. trains at Cody, Wyo., and ends with outbound Union Pacific evening train. Follow time-tables 13, 5, 6, 3, and 15.



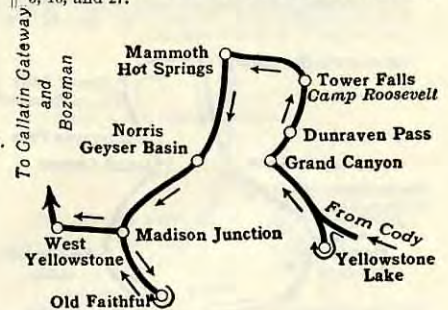
IN CODY, OUT LANDER (C.-L.)

Tour 14 begins with inbound C., B. & Q. trains at Cody, Wyo., connecting with Lander-Yellowstone autobus line and ending with outbound C. & N. W. morning train. Follow time-tables 13, 5, 6, 3, and 25.



IN CODY, OUT GALLATIN GATEWAY AND BOZEMAN (C.-S.)

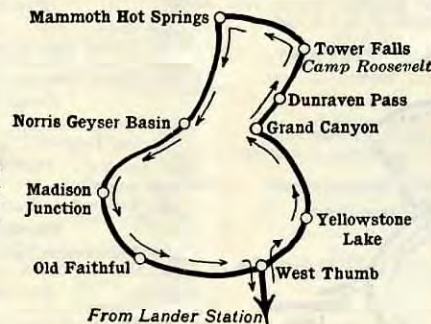
Tour 15 begins with inbound C., B. & Q. train at Cody, Wyo., and ends with outbound C., M. St. P. & P. evening train at Gallatin Gateway, Mont., and outbound Northern Pacific evening train at Bozeman, Mont. Follow time-tables 13, 6, 3, 16, and 27.



	Tour 13		Tour 14*		Tour 15
<i>First day</i>		<i>First day</i>		<i>First day</i>	
Lv. Cody.....	9.20 a. m.	Lv. Cody.....	9.20 a. m.	Lv. Cody.....	9.20 a. m.
Ar. Sylvan Pass Lodge.....	1.00 p. m.	Ar. Sylvan Pass Lodge.....	1.00 p. m.	Ar. Sylvan Pass Lodge.....	1.00 p. m.
Lv. Sylvan Pass Lodge.....	1.45 p. m.	Lv. Sylvan Pass Lodge.....	1.45 p. m.	Lv. Sylvan Pass Lodge.....	1.45 p. m.
Ar. Yellowstone Lake.....	3.54 p. m.	Ar. Yellowstone Lake.....	3.54 p. m.	Ar. Yellowstone Lake.....	3.54 p. m.
<i>Second day</i>		<i>Second day</i>		<i>Second day</i>	
Lv. Yellowstone Lake.....	10.00 a. m.	Lv. Yellowstone Lake.....	10.00 a. m.	Lv. Yellowstone Lake.....	10.00 a. m.
Ar. Grand Canyon.....	11.46 a. m.	Ar. Grand Canyon.....	11.46 a. m.	Ar. Grand Canyon.....	11.46 a. m.
<i>Third day</i>		<i>Third day</i>		<i>Third day</i>	
Lv. Grand Canyon.....	1.35 p. m.	Lv. Grand Canyon.....	1.35 p. m.	Lv. Grand Canyon.....	1.35 p. m.
Ar. Mammoth Hot Springs.....	4.47 p. m.	Ar. Mammoth Hot Springs.....	4.47 p. m.	Ar. Mammoth Hot Springs.....	4.47 p. m.
<i>Fourth day</i>		<i>Fourth day</i>		<i>Fourth day</i>	
Lv. Mammoth Hot Springs.....	8.20 a. m.	Lv. Mammoth Hot Springs.....	8.20 a. m.	Lv. Mammoth Hot Springs.....	8.20 a. m.
Ar. Old Faithful.....	12.22 p. m.	Ar. Old Faithful.....	12.22 p. m.	Ar. Old Faithful.....	12.22 p. m.
<i>Fifth day</i>		<i>Fifth day</i>		<i>Fifth day</i>	
Lv. Old Faithful.....	3.45 p. m.	Lv. Old Faithful.....	7.45 a. m.	Lv. Old Faithful.....	9.45 a. m.
Ar. West Yellowstone.....	5.30 p. m.	Ar. Jackson Lake (Moran) ¹	12.27 p. m.	Ar. West Yellowstone.....	11.30 a. m.
				Ar. West Yellowstone.....	12.10 p. m.
				Ar. Gallatin Gateway (C.M.St.P.&P.).....	4.25 p. m.
				Ar. Bozeman (N. P. Ry.).....	5.10 p. m.

IN LANDER, OUT LANDER (L.-L.)

Tour 16 begins with inbound C. & N. W. train at Lander, Wyo., connecting with Lander-Yellowstone autobus line and ends with outbound C. & N. W. train. Follow time-tables 24, 5, 6, 3, and 25.



	Tour 16*
<i>First day</i>	
Lv. Jackson Lake (Moran) ¹	1.38 p. m.
Ar. Yellowstone Lake.....	5.55 p. m.
<i>Second day</i>	
Lv. Yellowstone Lake.....	10.00 a. m.
Ar. Grand Canyon.....	11.46 a. m.
<i>Third day</i>	
Lv. Grand Canyon.....	1.35 p. m.
Ar. Mammoth Hot Springs.....	4.47 p. m.
<i>Fourth day</i>	
Lv. Mammoth Hot Springs.....	8.20 a. m.
Ar. Old Faithful.....	12.22 p. m.
<i>Fifth day</i>	
Lv. Old Faithful.....	7.45 a. m.
Ar. Jackson Lake Lodge ²	12.27 p. m.

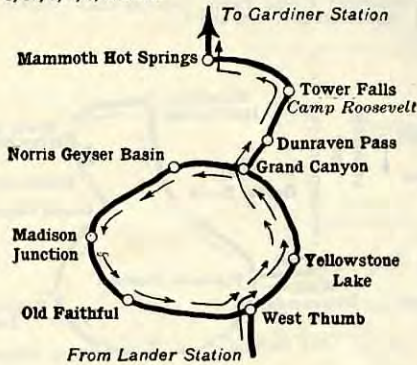
¹ Passengers leave Lander, Wyo., at 8 a. m. the previous day via stages of the Lander-Yellowstone Transportation Co.; arrive Jackson Lake (Moran) late afternoon and remain overnight.

² Passengers remain at Jackson Lake (Moran) overnight, and next morning leave via stages of the Lander-Yellowstone Transportation Co.; arrive Lander, Wyo., 5 p. m. the same day.

* Passengers using Tours 14 and 16 are entitled to refund of charge for meals as follows: Tour 14, two meals; Tour 16, three meals.

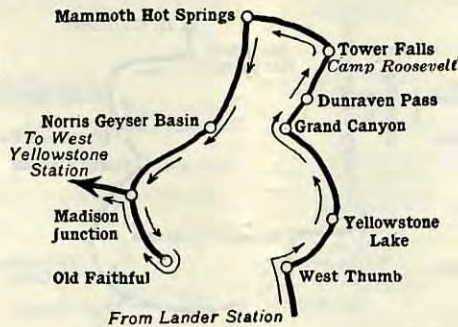
IN LANDER, OUT GARDINER (L.-G.)

Tour 17 begins with inbound C. & N. W. train at Lander, Wyo., connecting with Lander-Yellowstone autobus line and ends with outbound Northern Pacific evening train. Follow time-tables 24, 5, 17, 4, 5, 6, and 20.



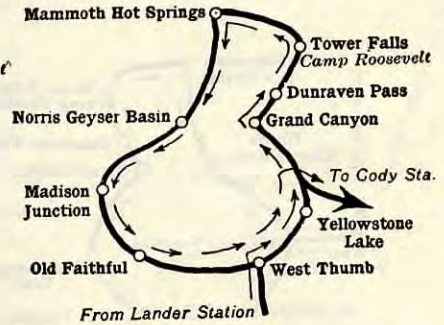
IN LANDER, OUT WEST YELLOWSTONE (L.-W.)

Tour 18 begins with inbound C. & N.W. train at Lander, Wyo., connecting with Lander-Yellowstone autobus line and ends with outbound Union Pacific evening train. Follow time-tables 24, 5, 6, 3, and 15.



IN LANDER, OUT CODY (L.-C.)

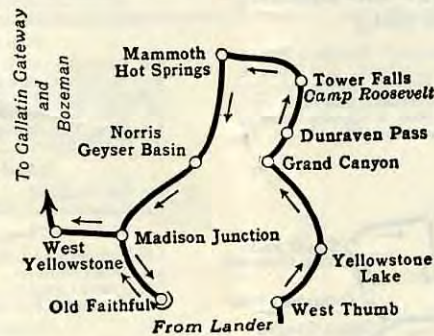
Tour 19 begins with inbound C. & N. W. train at Lander, Wyo., connecting with Lander-Yellowstone autobus line and ends with outbound C., B. & Q. train. Follow time-tables 24, 5, 6, 3, 4, and 14.



	Tour 17*		Tour 18*		Tour 19*
<i>First day</i>		<i>First day</i>		<i>First day</i>	
Lv. Jackson Lake (Moran) ¹	1.38 p. m.	Lv. Jackson Lake (Moran) ¹	1.38 p. m.	Lv. Jackson Lake (Moran) ¹	1.38 p. m.
Ar. Yellowstone Lake.....	5.55 p. m.	Ar. Yellowstone Lake.....	5.55 p. m.	Ar. Yellowstone Lake.....	5.55 p. m.
<i>Second day</i>		<i>Second day</i>		<i>Second day</i>	
Lv. Yellowstone Lake.....	10.00 a. m.	Lv. Yellowstone Lake.....	10.00 a. m.	Lv. Yellowstone Lake.....	10.00 a. m.
Ar. Grand Canyon.....	11.46 a. m.	Ar. Grand Canyon.....	11.46 a. m.	Ar. Grand Canyon.....	11.46 a. m.
<i>Third day</i>		<i>Third day</i>		<i>Third day</i>	
Lv. Grand Canyon.....	8.30 a. m.	Lv. Grand Canyon.....	1.35 p. m.	Lv. Mammoth Hot Springs.....	8.20 a. m.
Ar. Old Faithful.....	12.08 p. m.	Ar. Mammoth Hot Springs.....	4.47 p. m.	Ar. Old Faithful.....	12.22 p. m.
<i>Fourth day</i>		<i>Fourth day</i>		<i>Fourth day</i>	
Lv. Old Faithful.....	1.50 p. m.	Lv. Mammoth Hot Springs.....	8.20 a. m.	Lv. Old Faithful.....	1.50 p. m.
Ar. Yellowstone Lake.....	4.58 p. m.	Ar. Old Faithful.....	12.22 p. m.	Ar. Yellowstone Lake.....	4.58 p. m.
<i>Fifth day</i>		<i>Fifth day</i>		<i>Fifth day</i>	
Lv. Yellowstone Lake.....	10.00 a. m.	Lv. Old Faithful.....	3.45 p. m.	Lv. Yellowstone Lake.....	9.54 a. m.
Ar. Grand Canyon.....	11.46 a. m.	Ar. West Yellowstone.....	5.30 p. m.	Ar. Sylvan Pass Lodge.....	12.03 p. m.
Lv. Grand Canyon.....	1.35 p. m.			Lv. Sylvan Pass Lodge.....	1.15 p. m.
Ar. Mammoth Hot Springs.....	4.47 p. m.			Ar. Cody.....	4.65 p. m.
Lv. Mammoth Hot Springs.....	6.30 p. m.				
Ar. Gardiner.....	6.52 p. m.				

IN LANDER, OUT GALLATIN GATEWAY AND BOZEMAN (L.-S.)

Tour 20 begins with inbound C. & N. W. train at Lander, Wyo., uses the Lander-Yellowstone autobus line to Moran, connects here with Yellowstone Park Transportation Co., and ends with outbound Chicago, Milwaukee, St. Paul & Pacific evening train at Gallatin Gateway, Mont., and outbound Northern Pacific evening train at Bozeman, Mont. Follow time-tables 24, 5, 6, 3, 16, and 27.



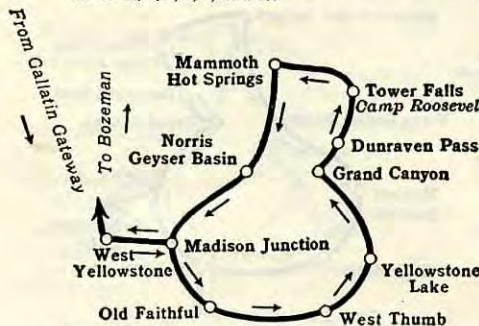
	Tour 20*
<i>First day</i>	
Lv. Jackson Lake (Moran) ¹	1.38 p. m.
Ar. Yellowstone Lake.....	5.55 p. m.
<i>Second day</i>	
Lv. Yellowstone Lake.....	10.00 a. m.
Ar. Grand Canyon.....	11.46 a. m.
<i>Third day</i>	
Lv. Grand Canyon.....	1.35 p. m.
Ar. Mammoth Hot Springs.....	4.47 p. m.
<i>Fourth day</i>	
Lv. Mammoth Hot Springs.....	8.20 a. m.
Ar. Old Faithful.....	12.22 p. m.
<i>Fifth day</i>	
Lv. Old Faithful.....	9.45 a. m.
Ar. West Yellowstone.....	11.30 a. m.
Lv. West Yellowstone.....	12.10 p. m.
Ar. Gallatin Gateway (C.M.St.P.&P.).....	4.25 p. m.
Ar. Bozeman (N. P. Ry.).....	5.10 p. m.

¹ Passengers leave Lander, Wyo., at 8 a. m. the previous day via stages of the Lander-Yellowstone Transportation Co.; arrive Jackson Lake (Moran) late afternoon and remain over night.

* Passengers using Tours 17, 18, 19, and 20 are entitled to refund of charge for 1 meal.

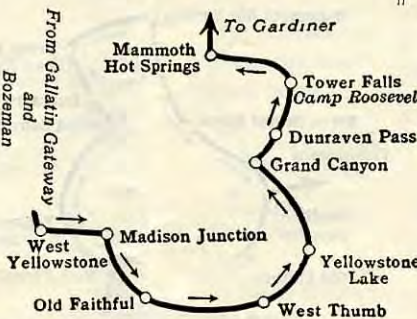
IN AND OUT VIA GALLATIN GATEWAY AND BOZEMAN (S.-S.)

Tour 21 begins with inbound Northern Pacific morning train at Bozeman, Mont., and inbound Chicago, Milwaukee, St. Paul & Pacific morning train at Gallatin Gateway, Mont., and ends with outbound Chicago, Milwaukee, St. Paul & Pacific and Northern Pacific evening trains. Follow time-tables 26, 4, 5, 6, 9, and 27.



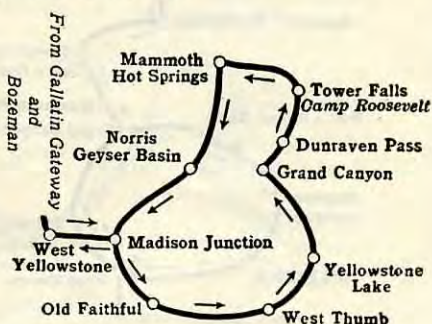
IN GALLATIN GATEWAY AND BOZEMAN, OUT GARDINER (S.-G.)

Tour 22 begins with inbound Northern Pacific morning train at Bozeman, Mont., and inbound Chicago, Milwaukee, St. Paul & Pacific morning train at Gallatin Gateway, Mont., and ends with outbound Northern Pacific evening train at Gardiner. Follow time-tables 26, 4, 5, 6, and 20.



IN GALLATIN GATEWAY AND BOZEMAN, OUT WEST YELLOWSTONE (S.-W.)

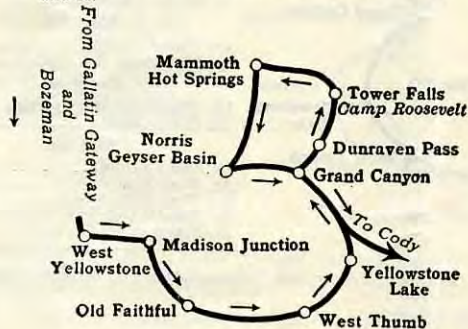
Tour 23 begins with inbound Northern Pacific morning train at Bozeman, Mont., and inbound Chicago, Milwaukee, St. Paul & Pacific morning train at Gallatin Gateway, Mont., and ends with outbound Union Pacific evening train. Follow time-tables 26, 4, 5, 6, and 7.



	Tour 21		Tour 22		Tour 23
<i>First day</i>		<i>First day</i>		<i>First day</i>	
Lv. Bozeman (N. P. Ry.)	7.55 a. m.	Lv. Bozeman (N. P. Ry.)	7.55 a. m.	Lv. Bozeman (N. P. Ry.)	7.55 a. m.
Lv. Gallatin Gateway (C. M., St. P. & P.)	8.30 a. m.	Lv. Gallatin Gateway (C. M., St. P. & P.)	8.30 a. m.	Lv. Gallatin Gateway (C. M., St. P. & P.)	8.30 a. m.
Ar. West Yellowstone	12.45 p. m.	Ar. West Yellowstone	12.45 p. m.	Ar. West Yellowstone	12.45 p. m.
Lv. West Yellowstone	1.30 p. m.	Lv. West Yellowstone	1.30 p. m.	Lv. West Yellowstone	1.30 p. m.
Ar. Old Faithful	3.45 p. m.	Ar. Old Faithful	3.45 p. m.	Ar. Old Faithful	3.45 p. m.
<i>Second day</i>		<i>Second day</i>		<i>Second day</i>	
Lv. Old Faithful	1.50 p. m.	Lv. Old Faithful	1.50 p. m.	Lv. Old Faithful	1.50 p. m.
Ar. Yellowstone Lake	4.58 p. m.	Ar. Yellowstone Lake	4.58 p. m.	Ar. Yellowstone Lake	4.58 p. m.
<i>Third day</i>		<i>Third day</i>		<i>Third day</i>	
Lv. Yellowstone Lake	10.00 a. m.	Lv. Yellowstone Lake	10.00 a. m.	Lv. Yellowstone Lake	10.00 a. m.
Ar. Grand Canyon	11.46 a. m.	Ar. Grand Canyon	11.46 a. m.	Ar. Grand Canyon	11.46 a. m.
<i>Fourth day</i>		<i>Fourth day</i>		<i>Fourth day</i>	
Lv. Grand Canyon	1.35 p. m.	Lv. Grand Canyon	1.35 p. m.	Lv. Grand Canyon	1.35 p. m.
Ar. Mammoth Hot Springs	4.47 p. m.	Ar. Mammoth Hot Springs	4.47 p. m.	Ar. Mammoth Hot Springs	4.47 p. m.
<i>Fifth day</i>		<i>Fifth day</i>		<i>Fifth day</i>	
Lv. Mammoth Hot Springs	8.05 a. m.	Lv. Mammoth Hot Springs	6.30 p. m.	Lv. Mammoth Hot Springs	1.30 p. m.
Ar. West Yellowstone	11.10 a. m.	Ar. Gardiner	6.52 p. m.	Ar. West Yellowstone	4.45 p. m.
Lv. West Yellowstone	12.10 p. m.				
Ar. Gallatin Gateway C., M., St. P. & P.)	4.25 p. m.				
Ar. Bozeman (N. P. Ry.)	5.10 p. m.				

IN GALLATIN GATEWAY AND BOZEMAN, OUT CODY (S.-C.)

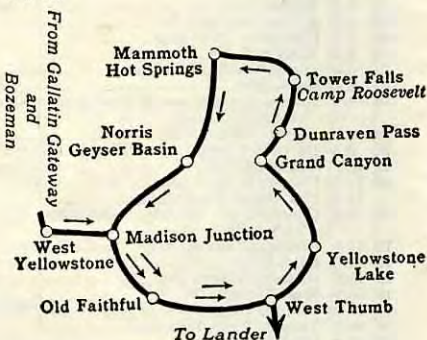
Tour 24 begins with inbound Northern Pacific morning train at Bozeman, Mont., and inbound Chicago, Milwaukee, St. Paul & Pacific morning train at Gallatin Gateway, Mont., and ends with outbound Chicago, Burlington & Quincy train at Cody, Wyo. Follow time-tables 26, 4, 5, 6, 22, and 14.



	Tour 24
<i>First day</i>	
Lv. Bozeman (N. P. Ry.)	7.55 a. m.
Lv. Gallatin Gateway (C. M., St. P. & P.)	8.30 a. m.
Ar. West Yellowstone	12.45 p. m.
Lv. West Yellowstone	1.30 p. m.
Ar. Old Faithful	3.45 p. m.
<i>Second day</i>	
Lv. Old Faithful	1.50 p. m.
Ar. Yellowstone Lake	4.58 p. m.
<i>Third day</i>	
Lv. Yellowstone Lake	10.00 a. m.
Ar. Grand Canyon	11.46 a. m.
Lv. Grand Canyon	1.35 p. m.
Ar. Mammoth Hot Springs	4.47 p. m.
<i>Fourth day</i>	
Lv. Mammoth Hot Springs	12.30 p. m.
Ar. Grand Canyon (via Norris)	3.00 p. m.
<i>Fifth day</i>	
Lv. Grand Canyon	9.10 a. m.
Ar. Sylvan Pass Lodge	12.03 p. m.
Lv. Sylvan Pass Lodge	1.15 p. m.
Ar. Cody	4.55 p. m.

IN GALLATIN GATEWAY AND BOZEMAN, OUT LANDER (S.-L.)

Tour 25 begins with inbound Northern Pacific morning train at Bozeman, Mont., and inbound Chicago, Milwaukee, St. Paul & Pacific morning train at Gallatin Gateway, Mont., connects with Lander-Yellowstone Bus Line at Moran, Wyo., and ends with outbound Chicago & North Western train at Lander. Follow time-tables 26, 4, 5, 6, 3, and 25.



		Tour 25*
<i>First day</i>		
Lv. Bozeman (N. P. Ry.)	-----	7.55 a. m.
Lv. Gallatin Gateway (C. M., St. P. & P.)	-----	8.30 a. m.
Ar. West Yellowstone	-----	12.45 p. m.
Lv. West Yellowstone	-----	1.30 p. m.
Ar. Old Faithful	-----	3.45 p. m.
<i>Second day</i>		
Lv. Old Faithful	-----	1.50 p. m.
Ar. Yellowstone Lake	-----	4.58 p. m.
<i>Third day</i>		
Lv. Yellowstone Lake	-----	10.00 a. m.
Ar. Grand Canyon	-----	11.46 a. m.
Lv. Grand Canyon	-----	1.35 p. m.
Ar. Mammoth Hot Springs	-----	4.47 p. m.
<i>Fourth day</i>		
Lv. Mammoth Hot Springs	-----	8.20 a. m.
Ar. Old Faithful	-----	12.22 p. m.
<i>Fifth day</i>		
Lv. Old Faithful	-----	7.45 a. m.
Ar. Jackson Lake (Moran) ¹	-----	12.27 p. m.

¹ Passengers remain at Jackson Lake (Moran) over night, and early the next morning leave via the stages of the Lander-Yellowstone Transportation Co.; arrive Lander, Wyo., 5 p. m. the same day.
* Passengers using Tour 25 are entitled to refund of charge for two meals.

TIME-TABLES

EXPLANATION

NOTE FOR VISITORS.—These schedules show the driving time between points, and time of departure of the first car on each schedule. The time of departure from each hotel and lodge for each tour will be announced at the hotels and lodges.

- Column 1.—Speed of car in miles per hour. Speed opposite one station is used to the next station.
 - Column 2.—Speedometer readings at stations.
 - Column 3.—Names of stations.
 - Column 4.—Stops: When the word "Slow" appears, cars are to proceed at a speed not exceeding 5 miles per hour. On account of the narrowness of the roads and sharp curves, it is impracticable for cars to come to a full stop at many of the stations on account of the consequent blocking of the roadway.
 - Column 5.—Time-table for car leaving initial point at time shown.
 - Column 6.—Passengers are invited to look at their watches on leaving the starting point, and to fill out this column accordingly. For instance, a car leaving Mammoth at 8.25 a. m. on time-table No. 3 would arrive at the different stations 5 minutes later than shown in column 5.
 - Column 7.—Passengers are invited to enter in this column the actual arriving time of their cars at the different stations. By checking this time against column 5 you can tell whether you are running on schedule or not.
- The superintendent of the park has authority to change the following schedules without notice when in his judgment the public interests would be benefited by their alteration or revision.

TIME-TABLE No. 1

GARDINER TO MAMMOTH HOT SPRINGS

[Connects with inbound Northern Pacific morning train]

M. p. h.	Miles	STATIONS	Stops	Time first car arrives	Your car should arrive	Your car did arrive
		<i>Northern Pacific Station</i>				
10	0.0	Gardiner, Mont.		a. m. 10.05		
15	.1	Entrance Arch (N. E.)		10.06		
12	1.6	Bridge and Eagle's Nest		10.12		
15	2.1			10.15		
15	2.7	Old Hotel Garden				
12	3.0	Montana-Wyoming State Line		10.19		
12	3.5	Bolling River		10.21		
12	4.5	Mammoth Hot Springs (M. S.)				
10	4.7	Change to third gear		10.26		
10	4.9	Mammoth Hotel		10.27		
--	5.4	Mammoth Lodge		10.30		

TIME-TABLE No. 2

GARDINER TO MAMMOTH HOT SPRINGS

[Connects with inbound Northern Pacific evening train]

M. p. h.	Miles	STATIONS	Stops	Time first car arrives	Your car should arrive	Your car did arrive
		<i>Northern Pacific Station</i>				
10	0.0	Gardiner, Mont.		p. m. 5.20		
15	.1	Entrance Arch (N. E.)		5.21		
12	1.6	Bridge and Eagle's Nest		5.27		
15	2.1			5.30		
15	2.7	Old Hotel Garden				
12	3.0	Montana-Wyoming State Line		5.34		
12	3.5	Bolling River		5.36		
12	4.5	Mammoth Hot Springs (M. S.)				
10	4.7	Change to third gear		5.41		
10	4.9	Mammoth Hotel		5.42		
--	5.4	Mammoth Lodge		5.45		

TIME-TABLE No. 3

MAMMOTH HOT SPRINGS TO OLD FAITHFUL

M. p. h.	Miles	STATIONS	Stops	Time first car arrives	Your car should arrive	Your car did arrive
12	0.0	Mammoth Hot Springs Hotel		a. m.		
12	.4	Mammoth Lodge		8. 20		
12	.5	Jupiter Terrace		8. 23		
12	2.6	Bunsen Peak to left	Slow	8. 33		
12	2.8	Hoodoos		8. 34		
12	2.9	Silver Gate	Slow	8. 35		
12	3.8	Golden Gate	Slow	8. 39		
20	3.9	Rustic Falls	Slow			
20	4.7	Swan Lake		8. 41		
20	7.3	Gardiner River		8. 49		
20	7.7	Obsidian Creek		8. 51		
20	8.3	Willow Park		8. 52		
20	9.9	Beaver Dam	Slow	8. 57		
15	10.5	Apollinaris Spring (ar.)	5 min	8. 59		
15	10.5	Apollinaris Spring (lv.)		9. 04		
15	11.3	Crystal Spring		9. 07		
15	11.9	Obsidian Cliff	Slow	9. 10		
15	12.4	Beaver Lake	Slow	9. 12		
15	15.3	Big Geyser of 1922	Slow	9. 23		
15	15.4	Roaring Mountain	Slow	9. 24		
15	15.9	Twin Lakes	Slow	9. 26		
15	17.1	Bijah Spring		9. 31		
15	17.8	Frying Pan	Slow	9. 34		
15	19.6	Norris Ranger Station		9. 41		
15	19.8	Norris Junction (N. J.)		9. 41		
15	20.2	Norris Geyser Basin (ar.)	20 min	9. 43		
		(Passengers unload at north end of geyser basin; follow wooden walk and join car near Black Growler.)				
15	20.6	Norris Geyser Basin (lv.)		10. 03		
15	20.9	Minute Man Geyser	Slow	10. 06		
20	21.7	Elk Park		10. 10		
15	22.3	South End Elk Park		10. 11		
15	23.1	Chocolate Pots		10. 15		
20	23.5	Gibbon Meadows		10. 16		
18	24.4	South End Gibbon Meadows		10. 19		
18	25.4	Beryl Spring		10. 22		
18	28.4	Iron Spring	Slow	10. 32		
18	28.9	Gibbon Falls	Slow	10. 34		
18	30.9	Gibbon Bridge		10. 40		
18	31.4	Curve in road		10. 42		
18	34.1	Madison Junction (M. J.)		10. 51		
		(Cross bridge to left.)				
18	34.2	Gibbon River Bridge		10. 51		
18	34.6	Cross section of geyser across river	Slow	10. 53		
18	35.1	Narrows	Slow	10. 55		
18	36.5	Firehole Cascades	Slow	11. 00		
18	39.8	Fountain Ranger Station		11. 11		
18	40.4	Nez Perce Creek		11. 13		
15	42.1	Fountain Paint Pot (ar.)	11 min	11. 19		
15	42.1	Fountain Paint Pot (lv.)		11. 30		
12	43.2	7-mile post from Old Faithful		11. 34		
15	44.7	Excelsior Geyser Basin (ar.)	20 min	11. 41		
				p. m.		
15	44.7	Excelsior Geyser Basin (lv.)		12. 01		
15	47.9	Biscuit Basin	Slow	12. 14		
15	48.2	The Gem Spring	Slow			
15	48.4	Old Faithful View		12. 15		
8	48.5	Take right-hand road		12. 16		
15	48.6	Morning Glory Spring	1 min	12. 17		
15	48.8	Riverside Geyser		12. 19		
15	48.9	Grotto Geyser-Giant Geyser				
15	49.0	Castle Geyser		12. 21		
15	49.8	Upper Geyser Basin Store				
15	49.9	Haynes Picture Shop				
15	50.0	Old Faithful Inn		12. 22		
15	50.1	Old Faithful (O. F.)				
15	50.2	Old Faithful Lodge		12. 23		

TIME-TABLE No. 4

OLD FAITHFUL TO YELLOWSTONE LAKE

M. p. h.	Miles	STATIONS	Stops	Time first car arrives	Your car should arrive	Your car did arrive
15	0.0	Old Faithful Inn		p. m.		
15	.2	Old Faithful Lodge		1. 50		
12	.7	Firehole Bridge		1. 50		
				1. 53		

TIME-TABLE No. 4—Continued

OLD FAITHFUL TO YELLOWSTONE LAKE—Contd.

M. p. h.	Miles	STATIONS	Stops	Time first car arrives	Your car should arrive	Your car did arrive
12	1.7	Kepler Cascades (ar.)	5 min	p. m.		
12	1.7	Kepler Cascades (lv.)		1. 58		
18	1.9	Change to third gear		2. 03		
15	3.4	Road to Lone Star Geyser		2. 04		
15	6.0	Spring Creek Road Camp		2. 09		
10	8.0	8-mile post		2. 19		
10	8.6	Isa Lake—Continental Divide (altitude, 8,261 feet)	Slow	2. 27		
10	9.5	Heron Creek Bridge		2. 31		
10	9.8	De Lacy Creek		2. 36		
12	10.5	Shoshone Point	Slow	2. 38		
15	12.8	Change to third gear		2. 42		
15	13.5	Dry Creek Road Camp		2. 53		
15	15.3	Continental Divide (altitude, 8,304 feet)		2. 56		
12	17.4	Change to second gear		3. 03		
12	18.0	Lake View		3. 11		
15	18.8	Change to third gear		3. 14		
15	19.1	West Thumb (W. T.)		3. 18		
15	19.2	Thumb Paint Pots (ar.)	30 min	3. 20		
18	19.2	Thumb Paint Pots (lv.)		3. 50		
18	22.2	Bluff Point		4. 00		
18	24.2	Arnica Creek		4. 07		
18	27.0	Pumice Point (ar.)	2 min	4. 16		
18	27.0	Pumice Point (lv.)		4. 18		
18	29.7	Spruce Point (ar.)	1 min	4. 27		
18	29.7	Spruce Point (lv.)		4. 28		
18	33.1	Stevenson Island View		4. 39		
18	33.7	Weasel Creek		4. 41		
18	35.2	Bridge Bay		4. 46		
18	37.8	Yellowstone Lake Hotel		4. 55		
15	38.0	Lake Store		4. 56		
15	38.2	Lake Ranger Station		4. 57		
15	38.4	Yellowstone Lake Lodge		4. 58		

TIME-TABLE No. 5

YELLOWSTONE LAKE TO GRAND CANYON

[Cars leave Lake Lodge at 9.45 a. m. Lodge patrons subtract 15 minutes from schedule]

M. p. h.	Miles	STATIONS	Stops	Time first car arrives	Your car should arrive	Your car did arrive
15	0.0	Lake Hotel		a. m.		
15	.6	Lake Ranger Station		10. 00		
15	.8	Lake Lodge		10. 00		
18	1.7	Lake Junction (L. J.) Road to Cody		10. 07		
18	7.7	Mud Volcano—Dragon's Mouth (ar.)	10 min	10. 27		
18	7.7	Mud Volcano—Dragon's Mouth (lv.)		10. 37		
18	9.9	Northern Pacific Ry. trade-mark		10. 44		
10	15.3	Chittenden Bridge (Hotel cars cross bridge.)		11. 02		
17	17.0	Artist Point (ar.)	15 min	11. 12		
10	17.0	Artist Point (lv.)		11. 27		
10	18.6	Chittenden Bridge		11. 37		
10	19.1	Canyon Ranger Station		11. 40		
10	19.2	Canyon Store				
10	19.3	Canyon Junction (C. J.)		11. 41		
10	19.9	Turn left to hotel				
10	20.2	Canyon Hotel (Lodge cars to Inspiration Point.)		11. 46		
10	15.3	Chittenden Bridge		11. 02		
10	18.6	Inspiration Point (ar.)	15 min	11. 21		
10	18.6	Inspiration Point (lv.)		11. 36		
10	21.9	Chittenden Bridge		11. 55		
				m.		
12	22.7	Canyon Lodge		12. 00		

(NOTE.—Passengers holding tickets for tours in Gardiner—Out West Yellowstone, in Gardiner—Out Gallatin Gateway and Bozeman, in Gardiner—Out Cody, or in Gardiner—Out Lander, will leave Lake Hotel and Lodge at 9 a. m.)

TIME-TABLE No. 5A

YELLOWSTONE LAKE TO GRAND CANYON VIA DUNRAVEN PASS

M. p. h.	Miles	STATIONS	Stops	Time first car arrives	Your car should arrive	Your car did arrive
				<i>a. m.</i>		
15	0.0	Lake Hotel.....		9.10		
	.4	Lake Ranger Station.....		9.11		
15	.6	Lake Lodge.....		9.12		
18	1.7	Lake Junction (L. J.) (road to Cody, Wyo.).....		9.17		
18	7.7	Mud Volcano-Dragon's Mouth (ar.).....	15 min.	9.37		
	7.7	Mud Volcano-Dragon's Mouth (lv.).....		9.52		
18	9.9	Northern Pacific Ry. trade-mark.....		9.57		
10	15.3	Chittenden Bridge (Hotel cars to Artist Point.).....		10.16		
	17.0	Artist Point (ar.).....	10 min.	10.26		
	17.0	Artist Point (lv.).....		10.36		
10	18.6	Chittenden Bridge.....		10.46		
10	19.1	Canyon Ranger Station.....		10.49		
10	19.2	Canyon Store.....		10.50		
10	19.3	Canyon Junction (C. J.).....		10.52		
15	19.9	Canyon Hotel Junction.....		10.54		
15	20.3	Point Lookout.....		10.54		
15	20.6	Rock Wall (Canyon view).....	Slow	10.55		
15	20.7	Grand View.....		10.56		
15	20.8	Grand View Junction (turn left).....		10.56		
12	22.3	Junction with old road.....		11.02		
15	27.0	Dunraven Pass, south end (ar.).....	5 min.	11.25		
	27.0	Dunraven Pass, south end (lv.).....		11.30		
				<i>m</i>		
	34.4	Canyon Hotel (Lodge cars to Inspiration Point.).....		12.00		
				<i>a. m.</i>		
10	15.3	Chittenden Bridge.....		10.16		
15	16.6	Canyon Hotel Junction.....		10.22		
15	17.0	Point Lookout.....		10.24		
15	17.3	Rock Wall (Canyon view).....	Slow	10.25		
	18.6	Inspiration Point (ar.).....	10 min.	10.35		
	18.6	Inspiration Point (lv.).....		10.45		
	19.7	Grand View Junction (turn right).....		10.54		
	21.2	Junction with old road.....		11.00		
	25.9	Dunraven Pass, south end (ar.).....	5 min.	11.23		
	25.9	Dunraven Pass, south end (lv.).....		11.28		
				<i>p. m.</i>		
	34.4	Canyon Lodge.....		12.10		

TIME-TABLE No. 6

GRAND CANYON TO MAMMOTH HOT SPRINGS VIA DUNRAVEN PASS

[NOTE.—Cars starting from Canyon Lodge add 12 minutes to schedule and 2 miles to mileage]

M. p. h.	Miles	STATIONS	Stops	Time first car arrives	Your car should arrive	Your car did arrive
				<i>p. m.</i>		
15	0.0	Canyon Lodge.....		1.25		
15	2.1	Canyon Hotel Junction.....		1.35		
15	0.0	Canyon Hotel.....		1.35		
15	0.3	Canyon Hotel Junction.....		1.36		
15	0.7	Point Lookout.....		1.38		
	1.0	Rock Wall (Canyon view).....	Slow	1.39		
15	1.1	Grand View.....		1.40		
15	1.2	Grand View Junction (turn left).....		1.40		
12	2.7	Junction with old road.....		1.46		
15	7.4	Dunraven Pass, south end.....		2.09		
10	11.0	Dunraven Pass, north end.....		2.23		
6	17.2	Haynes Picture Shop (Passengers unload here, take trail to Tower Falls and join cars at platform.).....	15 min.	3.00		
12	17.6	Platform at Tower Falls Bridge.....		3.15		

TIME-TABLE No. 6—Continued

GRAND CANYON TO MAMMOTH HOT SPRINGS VIA DUNRAVEN PASS—Continued

M. p. h.	Miles	STATIONS	Stops	Time first car arrives	Your car should arrive	Your car did arrive
				<i>p. m.</i>		
12	18.1	Overhanging Cliff.....		3.18		
12	18.3	The Needles.....	1 min.	3.18		
15	19.8	Roosevelt Lodge.....	1 min.	3.27		
15	20.0	Tower Falls Junction (T. J.).....		3.28		
15	20.2	Tower Falls Ranger Station.....		3.28		
12	21.6	Turn left to Petrified Tree.....		3.33		
12	22.2	Petrified Tree.....	1 min.	3.36		
10	22.8	Road Junction (turn left).....	1 min.	3.40		
20	25.3	Top of Crescent Hill.....		3.55		
20	34.3	Beaver Dam and house.....		4.22		
20	34.7	Wraith Falls.....		4.23		
20	34.8	Lava Creek.....		4.24		
8	35.3	Undine Falls.....	1 min.	4.25		
15	37.3	Gardiner River Bridge.....		4.40		
15	38.9	Mammoth Hot Springs Junction.....		4.46		
15	39.2	Park Superintendent's Office, Information Office.....		4.47		
15	39.3	Mammoth Hotel.....		4.47		
	39.7	Mammoth Lodge.....		4.49		

TIME-TABLE No. 6A

GRAND CANYON TO MAMMOTH HOT SPRINGS VIA MOUNT WASHBURN

[NOTE.—Cars starting from Canyon Lodge add 12 minutes to schedule and 2 miles to mileage]

M. p. h.	Miles	STATIONS	Stops	Time first car arrives	Your car should arrive	Your car did arrive
				<i>p. m.</i>		
15	0.0	Canyon Lodge.....		12.50		
15	2.1	Canyon Hotel Junction.....		1.00		
15	0.0	Canyon Hotel.....		1.00		
15	0.3	Canyon Hotel Junction.....		1.11		
15	0.7	Point Lookout.....		1.03		
15	1.0	Rock Wall (Canyon View).....	Slow	1.04		
15	1.1	Grand View.....		1.05		
15	1.2	Grand View Junction (turn left).....		1.05		
12	2.7	Junction with old road.....		1.11		
8	7.4	Dunraven Pass, south end (turn right).....		1.34		
	11.0	Summit Mount Washburn (altitude 10,317 feet) (ar.).....	15 min.	2.01		
8	11.0	Summit Mount Washburn (lv.).....		2.16		
10	13.8	Dunraven Pass, north end.....		2.37		
6	20.0	Haynes Picture Shop (Passengers unload here; take trail to Tower Falls and join cars at platform.).....	15 min.	3.14		
12	20.4	Platform at Tower Falls Bridge (lv.).....		3.29		
12	20.9	Overhanging Cliff.....		3.32		
12	21.2	The Needles.....	1 min.	3.32		
15	22.7	Roosevelt Lodge.....	1 min.	3.41		
15	22.8	Tower Falls Junction (T. J.).....		3.42		
15	23.0	Tower Falls Ranger Station.....		3.42		
12	24.4	Turn left to Petrified Tree.....		3.47		
12	25.0	Petrified Tree.....	1 min.	3.50		
10	25.6	Road Junction (turn left).....	1 min.	4.04		
20	28.1	Top of Crescent Hill.....		4.09		
20	27.1	Beaver Dam and house.....		4.36		
20	37.5	Wraith Falls.....		4.37		
20	37.6	Lava Creek.....		4.38		
8	38.1	Undine Falls.....	1 min.	4.39		
15	40.1	Gardiner River Bridge.....		4.54		
15	41.7	Mammoth Hot Springs Junction.....		5.00		
15	42.0	Park Superintendent's Office, Information Office.....		5.01		
15	42.1	Mammoth Hotel.....		5.01		
	42.5	Mammoth Lodge.....		5.03		

TIME-TABLE No. 7

MAMMOTH HOT SPRINGS TO WEST YELLOWSTONE

[Connects with outbound Union Pacific evening train]

M. p. h.	Miles	STATIONS	Stops	Time first car arrives	Your car should arrive	Your car did arrive
				<i>p. m.</i>		
0.0		Mammoth Hotel		1.30		
.4		Mammoth Lodge		1.30		
12 .5		Jupiter Terrace	Slow	1.33		
12 2.6		Bunsen Peak to left		1.43		
2.8		Hoodoos	Slow	1.44		
12 2.9		Silver Gate	Slow	1.45		
20 3.8		Golden Gate	Slow	1.49		
3.9		Rustic Falls	Slow			
20 4.7		Swan Lake		1.51		
20 7.3		Gardiner River		1.59		
20 7.7		Obsidian Creek		2.01		
20 8.3		Willow Park		2.02		
20 9.9		Beaver Dam	Slow	2.07		
10.5		Apollinaris Spring (ar.)	5 min.	2.09		
15 10.5		Apollinaris Spring (lv.)		2.14		
15 11.3		Crystal Spring				
15 11.9		Obsidian Cliff	Slow	2.20		
15 12.4		Beaver Lake	Slow			
15 15.4		Roaring Mountain	Slow	2.34		
15 15.9		Twin Lakes	Slow	2.36		
15 17.1		Bijah Spring		2.41		
15 17.8		Frying Pan	Slow	2.44		
15 19.6		Norris Ranger Station				
15 19.8		Norris Junction (N. J.)		2.51		
20 20.2		Norris Geyser Basin (ar.)	20 min.	2.53		
		(Passengers unload at north end of Geyser Basin; follow wooden walk and join car near Black Growler.)				
15 20.6		Norris Geyser Basin (lv.)		3.13		
15 20.9		Minute Man Geyser	Slow	3.14		
20 21.7		Elk Park		3.19		
15 22.3		South End Elk Park		3.21		
15 23.1		Chocolate Pots	Slow	3.24		
20 23.6		Gibbon Meadows		3.26		
18 24.4		South End Gibbon Meadows		3.29		
18 25.4		Beryl Spring	Slow	3.32		
18 28.4		Iron Spring	Slow	3.42		
18 28.9		Gibbon Falls	Slow	3.44		
18 30.9		Gibbon Bridge		3.50		
18 31.4		Curve in road		3.52		
18 34.1		Madison Junction (M. J.)		4.01		
20 43.6		Riverside Gauging Station		4.32		
20 47.6		West Entrance Yellowstone Park (W. E.)		4.44		
47.7		Union Pacific R. R. Station		4.45		

TIME-TABLE No. 8

MAMMOTH HOT SPRINGS TO WEST YELLOWSTONE

[Connects with outbound Union Pacific afternoon train]

M. p. h.	Miles	STATIONS	Stops	Time first car arrives	Your car should arrive	Your car did arrive
				<i>a. m.</i>		
0.0		Mammoth Hotel		8.05		
.4		Mammoth Lodge		8.05		
12 .5		Jupiter Terrace	Slow	8.08		
12 2.6		Bunsen Peak to left		8.10		
2.8		Hoodoos	Slow	8.19		
12 2.9		Silver Gate	Slow	8.20		
20 3.8		Golden Gate	Slow	8.24		
3.9		Rustic Falls	Slow			
20 4.7		Swan Lake		8.26		
20 7.3		Gardiner River		8.33		
20 7.7		Obsidian Creek		8.35		
20 8.3		Willow Park		8.36		
20 9.9		Beaver Dam	Slow	8.40		
10.5		Apollinaris Spring (ar.)	5 min.	8.42		
15 10.5		Apollinaris Spring (lv.)		8.47		
15 11.3		Crystal Spring				
15 11.9		Obsidian Cliff	Slow	8.52		

TIME-TABLE No. 8—Continued

MAMMOTH HOT SPRINGS TO WEST YELLOWSTONE—Continued

M. p. h.	Miles	STATIONS	Stops	Time first car arrives	Your car should arrive	Your car did arrive
				<i>a. m.</i>		
15 12.4		Beaver Lake	Slow			
15 15.4		Roaring Mountain	Slow	9.04		
15 15.9		Twin Lakes	Slow	9.06		
15 17.1		Bijah Spring		9.10		
15 17.8		Frying Pan	Slow	9.13		
15 19.6		Norris Ranger Station				
15 19.8		Norris Junction (N. J.)		9.17		
20 20.2		Norris Geyser Basin (ar.)	15 min.	9.20		
		(Passengers unload at north end of Geyser Basin; follow wooden walk and join car near Black Growler.)				
15 20.2		Norris Geyser Basin (lv.)		9.35		
15 20.9		Minute Man Geyser	Slow	9.38		
20 21.7		Elk Park		9.41		
15 22.3		South End Elk Park		9.43		
15 23.1		Chocolate Pots	Slow	9.46		
15 23.6		Gibbon Meadows		9.48		
18 24.4		South End Gibbon Meadows		9.51		
18 25.4		Beryl Spring	Slow	9.55		
18 28.4		Iron Spring	Slow	10.04		
18 28.9		Gibbon Falls	Slow	10.06		
18 30.9		Gibbon Bridge		10.13		
18 31.4		Curve in road		10.17		
18 34.1		Madison Junction (M. J.)		10.26		
20 43.6		Riverside Gauging Station		10.52		
20 47.6		West Entrance Yellowstone Park (W. E.)		11.09		
47.7		Union Pacific R. R. Station		11.10		

TIME-TABLE No. 9

WEST YELLOWSTONE TO OLD FAITHFUL

[Connects with inbound Union Pacific morning train]

M. p. h.	Miles	STATIONS	Stops	Time first car arrives	Your car should arrive	Your car did arrive
				<i>a. m.</i>		
0.0		Union Pacific R. R. Station		9.30		
20 .1		West entrance Yellowstone Park (W. E.)		9.31		
18 4.3		Riverside Gauging Station		9.43		
15 13.7		Madison Junction (M. J.)		10.17		
		(Cross bridge to right.)				
15 13.8		Gibbon River Bridge		10.17		
15 14.2		Cross section of geyser across river	Slow	10.19		
15 14.6		Cascades		10.20		
15 14.7		Narrows	Slow	10.21		
15 14.8		Waterfall		10.22		
18 16.1		Firehole Cascades, road junction	Slow	10.26		
18 19.4		Fountain Ranger Station		10.34		
18 20.0		Nez Perce Creek		10.36		
21.7		Fountain Paint Pot (ar.)	10 min.	10.42		
15 21.7		Fountain Paint Pot (lv.)		10.52		
12 22.8		7-mile post from Old Faithful		10.56		
24.3		Excelsior Geyser Basin (ar.)	20 min.	11.03		
15 24.3		Excelsior Geyser Basin (lv.)		11.23		
15 27.5		Biscuit Basin	Slow	11.36		
15 27.8		The Gem Spring	Slow			
15 28.0		Old Faithful View		11.38		
8 28.1		Take right-hand road		11.38		
15 28.2		Morning Glory Spring	1 min.	11.39		
15 28.4		Riverside Geyser		11.41		
15 28.5		Grotto Geyser—Giant Geyser				
15 29.2		Castle Geyser		11.44		
15 29.4		Upper Geyser Basin Store				
15 29.5		Haynes Picture Shop				
15 29.6		Old Faithful Inn		11.46		
15 29.7		Old Faithful (O. F.)				
15 29.7		Old Faithful Ranger Station				
29.8		Old Faithful Lodge		11.47		

TIME-TABLE No. 10
WEST YELLOWSTONE TO OLD FAITHFUL
[Connects with inbound Union Pacific afternoon train]

M. p. h.	Miles	STATIONS	Stops	Time first car arrives	Your car should arrive	Your car did arrive
	0.0	Union Pacific R. R. Station		<i>p. m.</i> 3.45		
20	.1	West Entrance Yellowstone Park (W. E.)		3.46		
18	4.3	Riverside Gauging Station		3.58		
15	13.7	Madison Junction (M. J.) (Cross bridge to right.)		4.32		
15	13.8	Gibbon River Bridge		4.32		
15	14.2	Cross section of geyser across river	Slow	4.34		
15	14.6	Cascades	Slow	4.35		
15	14.7	Narrows		4.36		
15	14.8	Waterfall		4.37		
18	16.1	Firehole Cascades, road junction	Slow	4.41		
18	19.4	Fountain Ranger Station		4.49		
18	20.0	Nez Perce Creek		4.51		
	21.7	Fountain Paint Pot (ar.)	10 min.	4.57		
15	21.7	Fountain Paint Pot (lv.)		5.07		
12	22.8	7-mile post from Old Faithful		5.11		
	24.3	Excelsior Geyser Basin (ar.)	20 min.	5.18		
15	24.3	Excelsior Geyser Basin (lv.)		5.38		
15	27.5	Biscuit Basin	Slow	5.51		
15	27.8	The Gem Spring	Slow			
15	28.0	Old Faithful view		5.53		
8	28.1	Take right-hand road		5.53		
15	28.2	Morning Glory Pool	1 min.	5.54		
15	28.4	Riverside Geyser		5.56		
15	28.5	Grotto Geyser-Giant Geyser				
15	29.2	Castle Geyser		5.59		
15	29.4	Upper Geyser Basin Store				
15	29.5	Haynes Picture Shop				
15	29.6	Old Faithful Inn		6.01		
15	29.7	Old Faithful (O. F.)				
15	29.7	Old Faithful Ranger Station				
15	29.8	Old Faithful Lodge		6.02		

TIME-TABLE No. 11
WEST YELLOWSTONE TO MAMMOTH HOT SPRINGS

[Connects with inbound Union Pacific morning train. No stops are made on this trip, as road between Madison Junction (M. J.) and Mammoth Hot Springs is covered next day]

M. p. h.	Miles	STATIONS	Stops	a. m.		
20	0.0	Union Pacific R. R. Station		9.25		
20	.1	West Entrance Yellowstone Park (W. E.)				
18	4.3	Riverside Gauging Station		9.37		
18	13.7	Madison Junction (M. J.)		10.08		
18	18.8	Gibbon Falls		10.25		
18	27.3	Norris Junction (N. J.)		10.54		
15	43.6	Golden Gate		11.48		
				<i>p. m.</i>		
	47.3	Mammoth Lodge		12.04		
	47.5	Mammoth Hotel		12.06		

TIME-TABLE No. 12
WEST YELLOWSTONE TO MAMMOTH HOT SPRINGS

[Connects with inbound Union Pacific afternoon train. No stops are made on this trip, as road between Madison Junction (M. J.) and Mammoth Hot Springs is covered next day]

M. p. h.	Miles	STATIONS	Stops	p. m.		
20	0.0	Union Pacific R. R. Station		3.45		
20	.1	West Entrance Yellowstone Park (W. E.)				
18	4.3	Old Riverside Ranger Station		3.57		
18	13.7	Madison Junction (M. J.)		4.25		
18	18.8	Gibbon Falls		4.40		
18	27.3	Norris Junction (N. J.)		5.08		
12	43.6	Golden Gate		6.00		
	47.3	Mammoth Lodge		6.23		
	47.5	Mammoth Hotel		6.23		

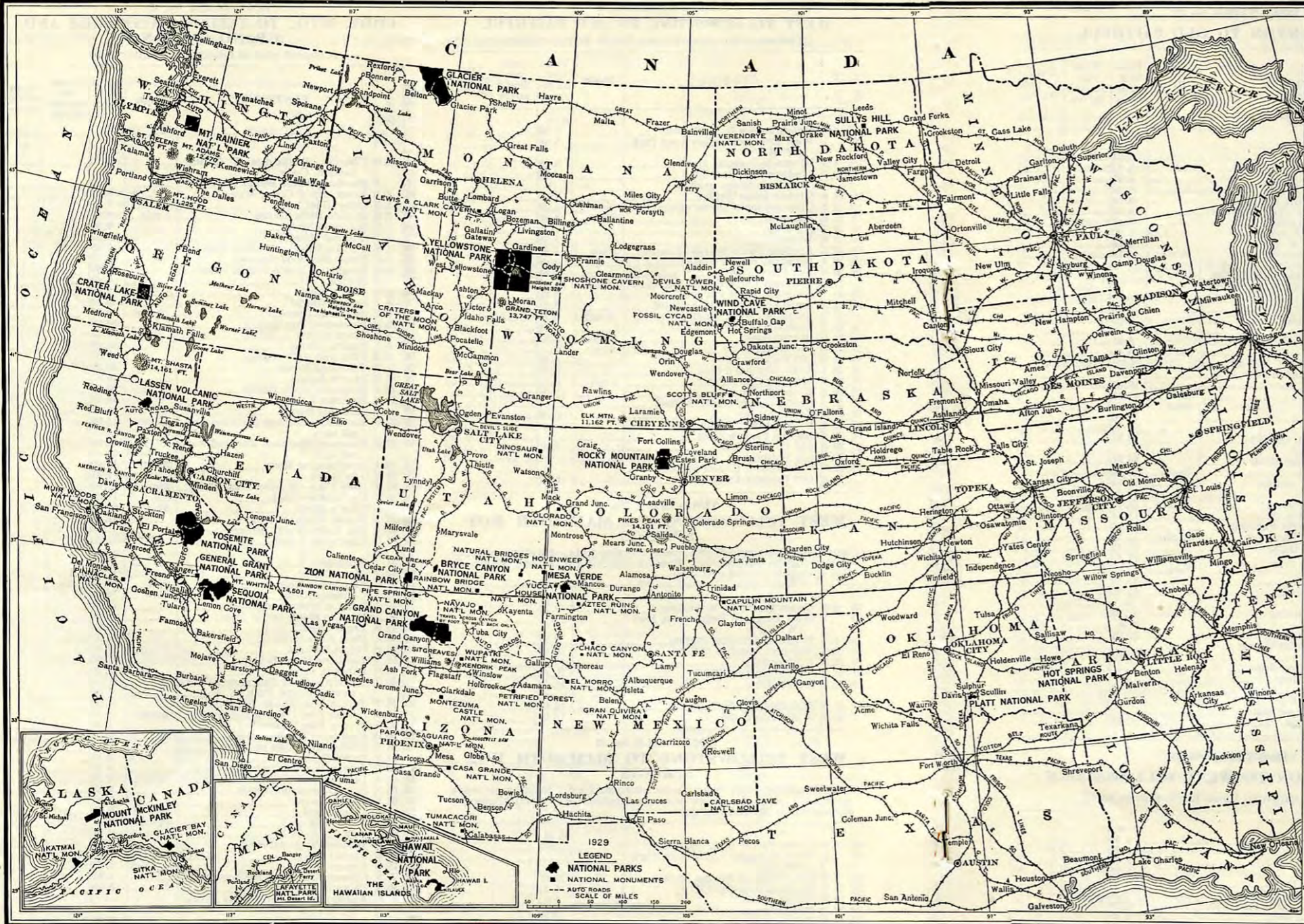
TIME-TABLE No. 13
CODY, WYO., TO YELLOWSTONE LAKE AND GRAND CANYON

[Connects with all inbound Burlington trains]

M. p. h.	Miles	STATIONS	Stops	Time first car arrives	Your car should arrive	Your car did arrive
				<i>a. m.</i>		
15	0.0	Chicago, Burlington & Quincy Station, Cody		9.20		
15	.5	Shoshone River Bridge		9.22		
15	1.1	Enter city of Cody, Wyo.		9.24		
15	1.5	Irma Hotel		9.26		
18	2.0	Buffalo Bill's Statue	1 min.	9.28		
18	2.6	Sulphur Creek		9.31		
18	4.7	Sulphur Plant		9.37		
18	4.8	De Maris Springs (across river)		9.38		
18	5.5	Enter Shoshone Canyon		9.40		
18	6.0	Shoshone Cavern (1 mile to left)		9.42		
15	7.0	Bridge		9.45		
15	7.8	First tunnel		9.48		
5	8.1	Second tunnel		9.49		
	8.5	Shoshone Dam (ar.)	10 min.	9.54		
10	8.5	Shoshone Dam (lv.)		10.04		
10	8.6	Third tunnel		10.05		
10	9.1	Fourth tunnel		10.08		
18	9.2	Fifth and sixth tunnels		10.09		
18	17.2	Thurman Ranch		10.36		
18	19.3	Morris Ranch		10.42		
18	22.2	Shoshone River Bridge		10.52		
18	24.0	Hollister Ranch		10.58		
18	24.8	Richards Ranch		11.01		
18	27.2	Entrance Shoshone National Forest (ar.)	15 min.	11.09		
18	27.2	Entrance Shoshone National Forest (lv.)		11.24		
18	29.1	Overhanging Rock	Slow	11.30		
18	29.3	The Goose	Slow	11.31		
18	29.8	Holy City—Wooden Shoe	Slow	11.32		
18	29.9	Clocktower Creek		11.33		
18	30.4	Thor's Anvil	Slow	11.35		
18	32.5	Wapiti Camp Ground		11.42		
18	32.8	Elk Fork (Wapiti River)		11.43		
18	35.0	Clearwater Creek		11.50		
				<i>p. m.</i>		
18	41.5	Palisades		12.12		
18	42.5	Mesa Creek		12.15		
18	43.0	Elephant's Head	Slow	12.17		
18	43.4	Chimney Rock	Slow	12.18		
18	46.0	Road to Holm Lodge (east)		12.27		
18	46.5	Road to Holm Lodge (west)		12.28		
18	47.9	Eagle Creek		12.33		
18	48.6	Dave Jones Trail		12.35		
18	50.8	Grinnell Creek		12.43		
18	52.9	Shoshone River Bridge		12.50		
15	53.0	Pahaska Teepee		12.51		
15	55.2	Eastern or Cody Entrance Yellowstone National Park (E. E.)		1.00		
15	55.2	Sylvan Pass Ranger Station		1.00		
	55.2	Sylvan Pass Lodge (ar.)	Lunch	1.00		
	55.2	Sylvan Pass Lodge (lv.)		1.45		
12	59.0	Change to 12 miles per hour		1.59		
5	61.7	Change to 5 miles per hour		2.12		
5	61.9	Spiral Bridge		2.14		
15	62.7	Sylvan Pass (altitude, 8,650 feet)		2.23		
15	63.4	Lake Eleanor		2.26		
15	63.8	Sylvan Snowshoe Cabin		2.28		
15	64.6	Sylvan Lake		2.31		
15	67.1	Teton Point	Slow	2.41		
15	68.4	Cub Creek (ar.)	15 min.	2.46		
15	68.4	Cub Creek (lv.)		3.01		
20	73.8	Wedded Trees (at left)		3.22		
20	75.0	Turbid Lake		3.26		
20	76.0	Osprey Nest		3.29		
22	77.9	Change to 22 miles per hour		3.34		
20	80.2	Pelican Creek Bridge		3.40		
10	81.6	Yellowstone River Bridge (Fishing Bridge)		3.44		
15	81.9	Lake Junction (L. J.)		3.46		
15	83.0	Lake Lodge		3.51		
15	83.4	Lake Ranger Station		3.53		
15	83.6	Lake Hotel		3.54		
18	81.9	Lake Junction (L. J.)		3.46		

U. S. DEPARTMENT OF THE INTERIOR: ROY Q. WEST, SECRETARY

NATIONAL PARK SERVICE: HORACE M. ALBRIGHT, DIRECTOR



For Circulars of General Information, Automobile Map, etc. of the National Parks and Monuments, address, The Director, National Park Service, Washington, D.C.

20 NATIONAL PARKS AND 32 NATIONAL MONUMENTS

ADMINISTERED BY THE NATIONAL PARK SERVICE

WITH PRINCIPAL RAILROAD CONNECTIONS

For information regarding railroad rates, schedules, train service, etc., inquire of railroad ticket agents, or address passenger traffic manager of connecting railroad.

TIME-TABLE No. 13—Continued

CODY, WYO., TO YELLOWSTONE LAKE AND GRAND CANYON—Continued

Table with 6 columns: M. P. h., Miles, STATIONS, Stops, Time first car arrives, Your car should arrive, Your car did arrive. It lists the route from Cody, Wyo. to Yellowstone Lake and Grand Canyon, including stops like Mud Volcano, Artist Point, and Canyon Junction.

TIME-TABLE No. 14

GRAND CANYON AND YELLOWSTONE LAKE TO CODY, WYO.

[Connects with trains leaving Cody in the evening]

Table with 3 columns: M. P. h., STATIONS, a. m. It lists the return route from Yellowstone Lake and Grand Canyon to Cody, Wyo., including stops like Canyon Hotel, Canyon Ranger Station, and Canyon Lodge.

MAP OF THE NATIONAL PARKS AND MONUMENTS AND PRINCIPAL RAILROAD CONNECTIONS

TIME-TABLE No. 14—Continued
GRAND CANYON AND YELLOWSTONE LAKE TO
CODY, WYO.—Continued

M. p. h.	Miles	STATIONS	Stops	Time first car arrives	Your car should arrive	Your car did arrive
18	53.7	Chimney Rock	Slow	<i>p. m.</i> 1.57		
18	54.1	Elephant's Head	Slow	1.58		
18	54.6	Mesa Creek		2.00		
18	55.6	Palisades		2.03		
18	62.1	Clearwater Creek		2.25		
18	64.3	Elk Fork		2.32		
18	64.6	Wapiti Camp Ground		2.33		
18	66.7	Thor's Anvil	Slow	2.40		
18	67.2	Clocktower Creek		2.42		
18	67.3	Holy City—Wooden Shoe	Slow	2.43		
18	67.8	The Goose	Slow	2.44		
18	68.0	Overhanging Rock	Slow	2.45		
18	69.9	Shoshone National Forest (ar.)	15 min.	2.51		
18	69.9	Shoshone National Forest (lv.)		3.06		
18	72.3	Richards Ranch		3.14		
18	73.1	Hollister Ranch		3.17		
18	74.9	Shoshone River Bridge		3.23		
18	77.8	Morris Ranch		3.33		
18	79.9	Thurman Ranch		3.39		
10	87.9	Fifth and sixth tunnels		4.06		
10	88.0	Fourth tunnel		4.07		
10	88.5	Third tunnel		4.10		
10	88.6	Shoshone Dam (ar.)	10 min.	4.11		
5	88.6	Shoshone Dam (lv.)		4.21		
10	89.0	Second tunnel		4.26		
10	89.3	First tunnel		4.27		
18	90.1	Bridge		4.30		
18	91.1	Shoshone Cavern (½ mi. to right)		4.33		
18	91.6	Leave Shoshone Canyon		4.35		
18	92.3	De Maris Spring (across river)		4.37		
18	92.4	Sulphur Plant		4.38		
18	94.5	Sulphur Creek		4.44		
15	95.1	Buffalo Bill's Statue	1 min.	4.46		
15		Enter city of Cody, Wyo.		4.49		
15	95.6	Irma Hotel		4.51		
15	96.6	Shoshone River Bridge		4.53		
--	97.1	Chicago, Burlington & Quincy Station, Cody.		4.55		

TIME-TABLE No. 15
OLD FAITHFUL TO WEST YELLOWSTONE
 [Connects with outbound Union Pacific evening train. No stops made on this trip, as road has already been covered]

M. p. h.	Miles	STATIONS	Stops	Time first car arrives	Your car should arrive	Your car did arrive
15	0.0	Old Faithful Lodge		<i>p. m.</i> 3.45		
15	.1	Old Faithful (O. F.)				
15	.2	Old Faithful Inn		3.45		
15	5.5	Excelsior Geyser Basin		4.07		
18	8.1	Fountain Paint Pot		4.17		
15	13.7	Firehole Cascades		4.36		
18	16.1	Madison Junction (M. J.)		4.45		
20	25.5	Riverside Gauging Station		5.16		
20	29.7	West Entrance Yellowstone Park (W. E.)		5.28		
--	29.8	Union Pacific R. R. Station		5.30		

TIME-TABLE No. 16
OLD FAITHFUL TO WEST YELLOWSTONE
 [Connects with outbound Union Pacific afternoon train. No stops made on this trip, as road has already been covered]

M. p. h.	Miles	STATIONS	Stops	Time first car arrives	Your car should arrive	Your car did arrive
15	0.0	Old Faithful Lodge		<i>a. m.</i> 9.45		
15	.1	Old Faithful (O. F.)				
15	.2	Old Faithful Inn		9.45		
15	5.5	Excelsior Geyser Basin		10.06		
18	8.1	Fountain Paint Pot		10.27		
15	13.7	Firehole Cascades		10.36		
18	16.1	Madison Junction (M. J.)		10.45		
20	25.5	Riverside Gauging Station		11.16		
20	29.7	West Entrance Yellowstone Park (W. E.)		11.29		
--	29.8	Union Pacific R. R. Station		11.30		

TIME-TABLE No. 17
GRAND CANYON TO OLD FAITHFUL

M. p. h.	Miles	STATIONS	Stops	Time first car arrives	Your car should arrive	Your car did arrive
10	0.0	Canyon Hotel		<i>a. m.</i> 8.30		
10	.0	Canyon Lodge		8.25		
10	.8	Canyon Junction (C. J.)		8.35		
18	1.8	Top of hill		8.41		
10	7.2	Top of Blanding Hill		8.59		
18	7.8	Bottom of Blanding Hill		9.02		
10	8.8	Virginia Cascades (Gibbon River)		9.05		
10	9.0	Change to second gear		9.07		
18	9.3	Bottom Virginia Cascades		9.09		
18	11.6	Norris Junction (N. J.)		9.16		
--	12.0	Norris Geyser Basin (ar.)	25 min.	9.18		
		(Passengers unload at north end of geyser basin, follow wooden walk and join car near Black Growler.)				
15	12.0	Norris Geyser Basin (lv.)		9.43		
15	12.7	Minute Man Geyser	Slow	9.46		
20	13.5	Elk Park		9.49		
15	14.1	South End Elk Park		9.51		
15	14.9	Chocolate Pots	Slow	9.55		
20	15.5	Gibbon Meadows		9.56		
18	16.4	South End Gibbon Meadows		9.59		
18	17.2	Beryl Spring		10.02		
18	20.2	Iron Spring	Slow	10.12		
18	20.7	Gibbon Falls	Slow	10.14		
18	22.7	Gibbon Bridge		10.20		
18	23.2	Curve in road		10.22		
--	25.9	Madison Junction (M. J.)		10.31		
		(Cross bridge.)				
15	26.0	Bridge over Gibbon River		10.31		
18	28.3	Firehole Cascades	Slow	10.40		
18	31.6	Fountain Ranger Station		10.51		
18	32.2	Nez Perce Creek		10.58		
--	33.9	Fountain Paint Pot (ar.)	12 min.	10.59		
15	33.9	Fountain Paint Pot (lv.)		11.11		
12	35.0	7-mile post from Old Faithful		11.15		
--	36.5	Excelsior Geyser Basin (ar.)	20 min.	11.22		
15	36.5	Excelsior Geyser Basin (lv.)		11.42		
15	39.7	Biscuit Basin	Slow	11.55		
15	40.0	The Gem Spring	Slow			
15	40.2	Old Faithful View		11.59		
8	40.3	Take right-hand road		11.59		
				<i>m.</i>		
15	40.4	Morning Glory Spring	1 min.	12.00		
				<i>p. m.</i>		
15	40.6	Riverside Geyser		12.01		
15	40.7	Grotto Geyser-Giant Geyser				
15	41.4	Castle Geyser		12.05		
15	41.6	Upper Geyser Basin Store				
15	41.7	Haynes Picture Shop				
15	41.8	Old Faithful Inn		12.07		
15	41.9	Old Faithful (O. F.)				
15	41.9	Old Faithful Ranger Station				
--	42.0	Old Faithful Lodge		12.08		

TIME-TABLE No. 18
GRAND CANYON TO WEST YELLOWSTONE
 [Connects with outbound Union Pacific evening train]

M. p. h.	Miles	STATIONS	Stops	Time first car arrives	Your car should arrive	Your car did arrive
10	0.0	Canyon Hotel		<i>p. m.</i> 2.50		
10	.0	Canyon Lodge		2.45		
10	.8	Canyon Junction (C. J.)		2.55		
18	1.8	Top of hill		3.01		
10	7.2	Top of Blanding Hill		3.19		
18	7.8	Bottom of Blanding Hill		3.22		
10	8.8	Virginia Cascades (Gibbon River)		3.25		
10	9.0	Change to second gear		3.27		
18	9.3	Bottom Virginia Cascades		3.29		
18	11.6	Norris Junction (N. J.)		3.36		
15	12.0	Norris Geyser Basin		3.38		
15	12.7	Minute Man Geyser	Slow	3.41		
20	13.5	Elk Park		3.44		

TIME-TABLE No. 18—Continued

GRAND CANYON TO WEST YELLOWSTONE—Con.

M. p. h.	Miles	STATIONS	Stops	Time first car arrives	Your car should arrive	Your car did arrive
				<i>p. m.</i>		
15	14.3	South End Elk Park		3.46		
15	14.9	Chocolate Pots	Slow	3.48		
20	15.5	Gibbon Meadows		3.50		
18	16.4	South End Gibbon Meadows		3.53		
18	17.2	Beryl Spring		3.55		
18	20.2	Iron Spring	Slow	4.05		
18	20.7	Gibbon Falls	Slow	4.07		
18	22.7	Gibbon Bridge		4.13		
18	23.2	Curve in road		4.15		
18	25.9	Madison Junction (M. J.)		4.24		
20	35.3	Riverside Gauging Station				
20	39.5	West Entrance Yellowstone Park (W. E.)		5.07		
--	39.6	Union Pacific R. R. Station		5.09		

TIME-TABLE No. 19

GRAND CANYON TO WEST YELLOWSTONE

[Connects with outbound Union Pacific afternoon train]

M. p. h.	Miles	STATIONS	Stops	Time first car arrives	Your car should arrive	Your car did arrive
				<i>a. m.</i>		
10	0.0	Canyon Hotel		9.00		
10	.0	Canyon Lodge		9.05		
10	.8	Canyon Junction (C. J.)		9.07		
18	1.8	Top of hill		9.13		
10	7.2	Top of Blanding Hill		9.31		
18	7.8	Bottom of Blanding Hill		9.34		
10	8.8	Virginia Cascades (Gibbon River)		9.37		
10	9.0	Change to second gear		9.39		
18	9.3	Bottom Virginia Cascades		9.41		
18	11.6	Norris Junction (N. J.)		9.48		
15	12.0	Norris Geyser Basin		9.50		
15	12.7	Minute Man Geyser	Slow	9.53		
20	13.5	Elk Park		9.56		
15	14.3	South End Elk Park		9.58		
12	14.9	Chocolate Pots	Slow	10.01		
20	15.5	Gibbon Meadows		10.03		
18	16.4	South End Gibbon Meadows		10.06		
18	17.2	Beryl Spring		10.09		
18	20.2	Iron Spring	Slow	10.19		
18	20.7	Gibbon Falls	Slow	10.21		
18	22.7	Gibbon Bridge		10.28		
18	23.2	Curve in road		10.30		
18	25.9	Madison Junction (M. J.)		10.37		
20	35.3	Riverside Gauging Station		11.08		
20	39.5	West Entrance Yellowstone Park (W. E.)		11.20		
--	39.6	Union Pacific R. R. Station		11.21		

TIME-TABLE No. 20

MAMMOTH HOT SPRINGS TO GARDINER

[Connects with outbound Northern Pacific evening train]

M. p. h.	Miles	STATIONS	Stops	Time first car arrives	Your car should arrive	Your car did arrive
				<i>p. m.</i>		
12	0.0	Mammoth Lodge		6.30		
12	.5	Mammoth Hotel		6.33		
12	.9	Mammoth Hot Springs Junction (M. S.)				
12	1.9	Boiling River		6.36		
15	2.4	Montana-Wyoming State Line		6.38		
15	2.7	Old Hotel Garden				
15	3.8	Bridge and Eagle's Nest		6.45		
15	5.3	Entrance Arch (N. E.)		6.51		
--	5.4	Gardiner, Mont.		6.52		
		Northern Pacific R. R. Station				

TIME-TABLE No. 21

MAMMOTH HOT SPRINGS TO GARDINER

[Connects with outbound Northern Pacific morning train]

M. p. h.	Miles	STATIONS	Stops	Time first car arrives	Your car should arrive	Your car did arrive
				<i>a. m.</i>		
12	0.0	Mammoth Lodge		10.30		
12	.5	Mammoth Hotel		10.33		
12	.9	Mammoth Hot Springs Junction (M. S.)				
12	1.9	Boiling River		10.36		
15	2.4	Montana-Wyoming State Line		10.38		
15	2.7	Old Hotel Garden				
15	3.8	Bridge and Eagle's Nest		10.45		
15	5.3	Entrance Arch (N. E.)		10.51		
--	5.4	Gardiner, Mont.		10.52		
		Northern Pacific R. R. Station				

TIME-TABLE No. 22

MAMMOTH HOT SPRINGS TO GRAND CANYON VIA NORRIS GEYSER BASIN

M. p. h.	Miles	STATIONS	Stops	Time first car arrives	Your car should arrive	Your car did arrive
				<i>p. m.</i>		
12	0.0	Mammoth Hotel		12.30		
12	.4	Mammoth Lodge		12.31		
12	.5	Jupiter Terrace	Slow	12.33		
12	2.6	Bunsen Peak to left		12.43		
	2.8	Hoodoos	Slow	12.44		
12	2.9	Silver Gate	Slow	12.45		
12	3.8	Golden Gate	Slow	12.49		
20	3.9	Rustic Falls	Slow			
20	4.7	Swan Lake		12.51		
20	7.3	Indian Creek		12.59		
20	7.7	Obsidian Creek		1.01		
20	8.3	Willow Park		1.02		
20	9.9	Beaver Dam	Slow	1.07		
	10.5	Apollinaris Spring (ar.)	5 min.	1.09		
15	10.5	Apollinaris Spring (lv.)		1.14		
15	11.3	Crystal Spring				
15	11.9	Obsidian Cliff	Slow	1.20		
15	12.4	Beaver Lake	Slow			
15	15.3	Big Geyser of 1922		1.33		
15	15.4	Roaring Mountain	Slow	1.34		
15	15.9	Twin Lakes	Slow	1.36		
15	17.1	Bijah Spring		1.41		
15	17.8	Frying Pan	Slow	1.44		
15	19.6	Norris Ranger Station				
15	19.8	Norris Junction (N. J.)				
	20.2	Norris Geyser Basin (ar.)	20 min.	1.53		
18	20.2	Norris Geyser Basin (lv.)		2.13		
18	20.6	Norris Junction (N. J.)		2.15		
10	22.9	Bottom Virginia Cascades (Gibbon River)		2.22		
18	23.4	Top Virginia Cascades		2.26		
10	24.4	Bottom Blanding Hill		2.29		
18	25.0	Top Blanding Hill		2.32		
10	30.4	Top of hill		2.50		
10	31.4	Canyon Junction (C. J.)		2.56		
15	31.5	Canyon Ranger Station		2.56		
--	32.9	Canyon Lodge		3.00		
--	32.5	Canyon Hotel		3.00		

TIME-TABLE No. 23

YELLOWSTONE LAKE TO GRAND CANYON

[SPECIAL.—\$5 extra fare for service under this schedule]

M. p. h.	Miles	STATIONS	Stops	Time first car arrives	Your car should arrive	Your car did arrive
				<i>p. m.</i>		
15	0.0	Lake Hotel		5.05		
15	.4	Lake Ranger Station		5.06		
15	.6	Lake Lodge		5.07		
18	1.7	Lake Junction (L. J.)		5.14		
--	7.7	Mud Volcano—Dragon's Mouth (ar.)	10 min.	5.34		
18	7.7	Mud Volcano—Dragon's Mouth (lv.)		5.44		

TIME-TABLE No. 23—Continued

YELLOWSTONE LAKE TO GRAND CANYON—Con.

M. p. h.	Miles	STATIONS	Stops	Time first car arrives	Your car should arrive	Your car did arrive
18	9.9	Northern Pacific Ry. trade-mark		<i>p. m.</i> 5.51		
10	15.3	Chittenden Bridge lodge cars		6.08		
--	16.1	Canyon Lodge		6.13		
10	15.8	Canyon Ranger Station, hotel cars		6.11		
10	15.9	Canyon Store				
10	16.0	Canyon Junction (C. J.)		6.12		
10	16.6	Turn left to hotel				
--	16.9	Canyon Hotel		6.17		

TIME-TABLE No. 24

JACKSON LAKE (MORAN) TO YELLOWSTONE LAKE

M. p. h.	Miles	STATIONS	Stops	Time first car arrives	Your car should arrive	Your car did arrive
--	0.0	Moran		<i>p. m.</i>		
18	1.0	Lander Road to right				
18	1.9	Jackson Lake Lodge		1.38		
		(Park busses start at Jackson Lake Lodge. Lander-Yellowstone busses operate between Jackson Lake Lodge and Moran.)				
18	3.2	Wagon road—keep to right		1.42		
18	4.9	Pilgrim Creek Bridge		1.47		
18	6.5	Wagon road to left		1.52		
12	10.5	Bottom of grade		2.05		
18	12.4	Top of grade		2.15		
18	13.6	Arizona Creek		2.21		
18	14.2	Arizona Ranger Station		2.30		
12	16.9	Lizard Creek		2.35		
15	18.2	Grade		2.46		
6	20.9	Top of grade		2.54		
6	21.7	Dime Creek		2.59		
18	22.2	Bottom of grade		3.06		
18	24.2	Snake River Bridge		3.07		
18	24.4	Ashton-Idaho road to left		3.10		
15	25.3	Change to 15 miles per hour		3.13		
12	26.0	Change to 12 miles per hour		3.14		
18	26.2	Bottom of hill		3.15		
18	26.6	Snake River Ranger Station—South Entrance (S. E.)		3.18		
15	27.6	22-mile post from West Thumb (W. T.)		3.20		
15	28.0	Crawfish Creek Bridge (Moose Falls)		3.22		
15	28.6	21-mile post from West Thumb (W. T.)		3.26		
15	29.6	20-mile post from West Thumb (W. T.)		3.34		
18	31.5	18-mile post top of grade		3.39		
15	32.9	Decrease to 15 miles per hour		3.42		
15	33.6	16-mile post from West Thumb (W. T.)		3.45		
18	34.5	15-mile post; increase to 18 miles per hour		3.48		
15	35.5	14-mile post; change to 15 miles per hour		3.50		
15	35.9	Bridge		3.52		
18	36.4	13-mile post; change to 18 miles per hour		3.53		
18	36.7	Lewis Falls and Bridge		3.54		
15	37.0	Decrease to 15 miles per hour		4.03		
18	39.3	10-mile post; increase to 18 miles per hour along Aster Creek		4.06		
20	40.2	9-mile post (Lewis Lake at left)		4.09		
15	41.2	8-mile post; change to 15 m. p. h.		4.13		
15	42.3	Bridge		4.14		
12	42.4	Bottom of grade		4.17		
18	42.9	Top of grade		4.20		
18	43.8	Continental Divide		4.21		
15	44.0	5-mile post; change to 15 m. p. h.		4.24		
18	44.6	End of Canyon		4.37		
18	48.4	Bridge		4.40		
18	49.3	Store		4.42		
18	49.4	Thumb Paint Pots (ar.)	12 min.	4.40		
--	49.4	Thumb Paint Pots (lv.)		4.52		

TIME-TABLE No. 24—Continued

JACKSON LAKE (MORAN) TO YELLOWSTONE LAKE—Continued

M. p. h.	Miles	STATIONS	Stops	Time first car arrives	Your car should arrive	Your car did arrive
18	52.4	Bluff Point		<i>p. m.</i> 5.02		
18	54.4	Arnica Creek		5.09		
18	57.2	Pumice Point (ar.)	2 min.	5.18		
18	57.2	Pumice Point (lv.)		5.20		
18	59.9	Spruce Point (ar.)	1 min.	5.29		
18	59.9	Spruce Point (lv.)		5.30		
18	63.3	Stevenson Island View		5.41		
18	63.9	Weasel Creek		5.43		
18	65.4	Bridge Bay		5.48		
15	68.0	Lake Hotel		5.55		
15	68.2	Lake Store		5.56		
15	68.4	Lake Ranger Station		5.57		
15	68.6	Lake Lodge		5.58		

TIME-TABLE No. 25

OLD FAITHFUL TO JACKSON LAKE (MORAN)

M. p. h.	Miles	STATIONS	Stops	Time first car arrives	Your car should arrive	Your car did arrive
15	0.0	Old Faithful		<i>a. m.</i> 7.45		
15	.2	Old Faithful Lodge		7.45		
12	.7	Firehole Bridge		7.48		
12	1.7	Kepler Cascades (ar.)	5 min.	7.54		
--	1.7	Kepler Cascades (lv.)		7.59		
18	1.9	Change to third gear		8.00		
15	3.4	Road to Lone Star Geyser		8.06		
15	6.0	Spring Creek Road Camp		8.16		
10	8.0	8-mile post		8.24		
10	8.6	Isa Lake, Continental Divide (altitude, 8,240 feet)	Slow	8.27		
10	9.5	Heron Creek Bridge		8.32		
10	9.8	De Lacy Creek		8.35		
12	10.5	Shoshone Point	Slow	8.39		
15	12.8	Change to third gear		8.50		
--	13.5	Dry Creek Road Camp		8.53		
15	15.3	Continental Divide (altitude, 8,345 feet)		9.00		
12	17.4	Change to second gear		9.08		
12	18.0	Lake View		9.11		
15	18.8	Change to third gear		9.15		
15	19.1	West Thumb (W. T.)		9.17		
--	19.2	Thumb Paint Pots (ar.)	10 min.	9.27		
18	19.2	Thumb Paint Pots (lv.)		9.27		
18	19.3	Store				
18	20.2	Bridge				
15	24.0	Canyon		9.43		
18	24.6	18-mile post from South Entrance (S. E.)		9.45		
18	24.8	Continental Divide		9.46		
12	25.7	Top of grade		9.48		
15	26.2	Bottom of grade		9.51		
15	26.3	Bridge				
20	27.4	15-mile post from South Entrance (S. E.)		9.56		
18	28.4	Lewis Lake, 14 miles from South Entrance (S. E.)		9.59		
15	29.3	13-mile post from South Entrance (S. E.)		10.02		
15	30.0	Leave Lewis Lake		10.07		
18	31.6	Increase speed along Aster Creek		10.11		
18	31.9	Lewis Falls and Bridge		10.12		
15	32.2	10-mile post from South Entrance (S. E.)		10.13		
18	32.7	Bridge		10.15		
18	33.1	9-mile post from South Entrance (S. E.)		10.17		
15	34.1	8-mile post from South Entrance (S. E.)		10.21		
18	35.7	Increase to 18 miles per hour		10.27		
15	37.0	5-mile post top long grade		10.32		
15	37.7	View of Tetons		10.35		
15	39.0	8-mile post from South Entrance (S. E.)		10.40		

TIME-TABLE No. 25—Continued

OLD FAITHFUL TO JACKSON LAKE (MORAN)—Con.

M. p. h.	Miles	STATIONS	Stops	Time first car arrives	Your car should arrive	Your car did arrive
15	40.0	2-mile post from South Entrance (S. E.)		a. m. 10.44		
15	40.6	Bridge over Crawfish Creek (Moose Falls)		10.46		
18	41.0	1-mile post; increase to 18 miles per hour		10.48		
18	42.0	Snake River Ranger Station—South Entrance (S. E.)		10.51		
12	42.4	Bottom of hill		10.52		
15	42.6	Change to 15 miles per hour		10.53		
15	43.3	Change to 18 miles per hour		10.55		
18	44.2	Ashton-Idaho road to right		10.58		
18	44.4	Snake River Bridge		10.59		
6	46.4	Steep grade		11.05		
6	46.9	Dime Creek		11.10		
15	47.7	Top of grade		11.18		
12	50.4	Grade		11.29		
15	51.7	Lizard Creek		11.30		
18	54.4	Arizona Ranger Station		11.45		
18	55.0	Arizona Creek		11.47		
12	56.2	Steep grade		11.51		
18	57.7	Bottom of grade		11.58		
				p. m.		
18	62.1	Wagon road—keep to left		12.12		
18	63.7	Pilgrim Creek Bridge		12.17		
15	66.7	Jackson Lake Lodge (Park busses stop at Jackson Lake Lodge. Lander-Yellowstone busses operate between Jackson Lake Lodge and Moran.)		12.27		
	67.6	Lander Road to left				
	68.6	Moran				

TIME-TABLES Nos. 26-27

BOZEMAN—GALLATIN GATEWAY—WEST YELLOWSTONE

26 READ DOWN				27 READ UP			
M. p. h.	Time	Miles	STATIONS	Miles	Time	M. p. h.	
	a. m.				p. m.		
25	7.50	0.0	Lv Bozeman, N. P. Depot	Ar. 14.0	5.10		
25	8.30	14.0	Ar. Gallatin Gateway	Lv. 0.0	4.25	25	
25	9.30	9.0	Lv. Gallatin Gateway	Ar. 84.2	4.25		
15	10.50	9.0	Spanish Creek	75.2	4.05	25	
15	10.5	10.5	Canyon Creek	73.7		18	
15	12.5	12.5	Logger Creek	71.7		18	
15	12.6	12.6	Hell Roaring	71.6		18	
15	13.2	13.2	Geo. Dier's	71.0		18	
15	14.6	14.6	Castle View	69.6		18	
15	16.0	16.0	Cave Creek	68.2		18	
15	16.2	16.2	Cascade Creek (bridge over West Gallatin)	68.0		18	
15	16.3	16.3	Cascade Point	67.9		18	
15	17.3	17.3	Egyptian Creek	66.9		18	
15	18.2	18.2	Kitchen Creek	66.0		18	
15	19.0	19.0	Sage Brush Point	65.2		18	
15	19.5	19.5	Greek Creek	64.7		18	
15	20.5	20.5	Swan Creek Bridge	63.7		18	
15	22.0	22.0	Moose Creek	62.2		18	
25	9.35	22.5	Karst's	61.7	3.21	25	
25	24.0	24.0	Tanphery Creek	60.2		25	
25	26.3	26.3	Goose Creek	57.9		25	
25	29.5	29.5	Gallatin Bridge	54.7		25	
25	30.2	30.2	West Fork	54.0		25	

TIME-TABLES Nos. 26-27—Continued

BOZEMAN—GALLATIN GATEWAY—WEST YELLOWSTONE—Continued

26 READ DOWN				27 READ UP			
M. p. h.	Time	Miles	STATIONS	Miles	Time	M. p. h.	
	a. m.				p. m.		
25	33.0	33.0	Beaver Creek	51.2		25	
25	35.3	35.3	Half Way Inn	48.9		25	
25	37.3	37.3	Benham's Camp	46.9		25	
25	37.4	37.4	Buck Creek	46.8		25	
10.16	39.8	Ar. 39.8	Gallatin Rest Camp	Lv. 44.4	2.40	25	
25	39.8	Lv. 39.8	Gallatin Rest Camp	Ar. 44.4	2.25		
25	41.5	41.5	Cinnamon Creek and Ranger Station	42.7		25	
25	42.5	42.5	Wilson's	41.7		25	
25	43.0	43.0	Pulpit Rock	41.2		25	
25	44.5	44.5	Benson's Camp	39.7		25	
25	44.6	44.6	Taylor's Fork	39.6		25	
25	46.3	46.3	Elkhorn Ranch	37.9		25	
25	47.0	47.0	Sage Creek	37.2		25	
25	48.0	48.0	Teepee Creek	36.2		25	
25	49.7	49.7	Daley Creek	34.5		25	
25	51.4	51.4	Storey's Cabin	32.8		25	
11.01	52.9	52.9	Gallatin Ranger Station, Yellowstone Park	31.3	1.56	25	
16	70.1	70.1	Snow Shoe Cabin	14.1		16	
16	12.08	71.9	West Park Line	12.3	12.47	16	
20	12.15	73.9	Open Country	10.3	12.40	16	
20	75.2	75.2	Duck Creek	9.0		20	
20	76.0	76.0	Cougar Creek	8.2		20	
20	80.0	80.0	Madison River	4.2		20	
12.45	84.2	84.2	West Yellowstone	Lv. 0.0	12.10	20	
			(U. P. Station)				

M. p. h.	Miles	STATIONS	Stops	Time first car arrives	Your car should arrive	Your car did arrive
				p. m.		
	82.2	West Yellowstone R. R. Station (lv.)		1.30		
20	82.3	West Entrance Yellowstone Park (W. E.)		1.31		
18	86.5	Riverside Gauging Station		1.43		
15	95.9	Madison Junction (M. J.) (Cross bridge to right.)		2.17		
15	96.0	Gibbon River Bridge		2.17		
15	96.4	Cross section of geyser across river	Slow	2.19		
15	96.8	Cascades	Slow	2.20		
15	96.9	Narrows		2.21		
15	97.0	Waterfall		2.22		
15	98.3	Firehole Cascades, road junction	Slow	2.26		
15	101.6	Fountain Ranger Station		2.34		
15	102.2	Nez Perce Creek		2.36		
15	103.9	Fountain Paint Pot (ar.)	10 min	2.42		
15	103.9	Fountain Paint Pot (lv.)		2.52		
12	105.0	7-mile post from Old Faithful		2.56		
15	106.5	Excelsior Geyser Basin (ar.)	20 min	3.03		
15	106.5	Excelsior Geyser Basin (lv.)		3.23		
15	109.7	Biscuit Basin	Slow	3.36		
15	110.0	The Gem Spring	Slow			
15	110.2	Old Faithful view		3.38		
8	110.3	Take right-hand road		3.38		
15	110.4	Morning Glory Pool	1 min	3.39		
15	110.6	Riverside Geyser		3.41		
15	110.7	Grotto Geyser-Giant Geyser				
15	111.4	Castle Geyser		3.44		
15	111.6	Upper Geyser Basin Store				
15	111.7	Haynes Picture Shop				
15	111.8	Old Faithful Inn		3.46		
15	111.9	Old Faithful (O. F.)				
15	111.9	Old Faithful Ranger Station				
15	112.0	Old Faithful Lodge		3.47		

GENERAL INFORMATION

THE TRANSPORTATION LINE

You are riding in automobiles operated by the Yellowstone Park Transportation Co., which holds a franchise from the Federal Government permitting it to conduct a transportation business on the park road system. The national park authorities prescribe the character of service that this company must give to the public, and all rates are approved by the Director of the National Park Service.

These cars were specially constructed for park touring and are constantly inspected by park officials.

These cars do not have the right of way on the park roads, but have the same privileges with respect to the use of the roads and the speed limits that are accorded all other automobiles. Your driver is experienced in operating cars on mountain roads, and he is specifically instructed to adhere strictly to all speed and other regulations.

THE SPEED LIMITS

The speed limit is 15 miles per hour on grades, when rounding sharp curves and in restricted areas. On good roads with straight open stretches the maximum limit is 30 miles per hour or less, as prescribed in the time-tables in this manual.

If these limits are exceeded you may be in danger of accident, and you should insist upon slower operation of the car. You would also perform a public service if you would report the driver's violation of the regulations at the next hotel or lodge, or by telephone to the park authorities, giving the driver's number for identification purposes.

If the driver neglects or refuses to stop at any point of interest indicated on the map herein you should insist on his immediate compliance with his instructions.

ADMINISTRATION OF THE PARK

Yellowstone National Park is in charge of the superintendent, Mr. Roger W. Toll whose office is at Mammoth Hot Springs, the park headquarters. Complaints and suggestions should be addressed to this officer in writing. The telephone service is also available for notifying the superintendent or nearest ranger station for emergency complaints regarding reckless driving on the roads, reports of forest fires, etc.

PROTECTION—THE RANGER SERVICE

The park is protected by the ranger force under the direction of the superintendent. The principal duties of the rangers include the patrolling of the roads and trails, control of automobile traffic, protection of the geyser and hot spring formations, sanitation of camps, etc., but they also answer inquiries and give general information regarding the park as opportunity permits. Do not hesitate to consult the rangers. They are here to aid you. Ranger stations are situated near every hotel and lodge and at every junction point on the road system.

THE GUIDE AND LECTURE SERVICE

In order more completely to inform Yellowstone Park visitors regarding the natural features of the park, the National Park Service has established a nature guide service at Mammoth Hot Springs, Old Faithful, Yellowstone Lake, Canyon, and Roosevelt Lodge, where guides and lecturers are maintained on the ranger force to explain these features to the public. Trips are made afield, and are so arranged as to be available to everybody. This service is free, as are the lectures given in the evening at the various points on the history, geology, flora, and fauna of the park.

INFORMATION AND MUSEUM OFFICE

At park headquarters, Mammoth Hot Springs, there is a combined museum and information office in the building at the north end of old Fort Yellowstone. Maps and other publications relating to all of the national parks of the United States are available in this office. There is also maintained a museum and information office at Old Faithful, between Old Faithful Inn and Old Faithful Lodge.

POSTAL FACILITIES

The main post office in the park is Yellowstone Park., Wyo., located at Mammoth Hot Springs, 5 miles from the northern entrance. There are also five postal stations, as follows: Old Faithful Station at Old Faithful, 30 miles from the western entrance; Lake Station, near Lake Hotel; Fishing Bridge Station, located in the general store in the public auto camp, 26 miles from the eastern entrance; Canyon Station, in the general store at Canyon Junction; and Tower Falls Station, in the general store at Tower Falls. Mail

may be addressed to "general delivery" or in care of hotels or lodges or to any of the postal stations. Unless specifically addressed to one of the stations or in care of a particular hotel or lodge general delivery mail is held at the main post office at park headquarters to be called for, but on request will be forwarded to any postal station, hotel, or lodge.

MEDICAL AND HOSPITAL SERVICE

The medical service of Yellowstone National Park has headquarters at Mammoth Hot Springs where physicians and a surgeon of long experience are constantly available. A well-equipped hospital with trained nurses and other skilled personnel is a part of this service. A fine ambulance is kept in readiness for instant service.

Physicians of the medical service staff will promptly attend patients at any place in the park upon call. Trained nurses are also stationed in each hotel and lodge, and these establishments are provided with adequately equipped dispensaries.

In case of accident or illness requiring the service of a physician or nurse, you should proceed at once to the nearest hotel, lodge, or ranger station, where medical service can be summoned by telephone.

Rates for medical and hospital service are the same as prevailing rates in cities near the park.

LOST AND FOUND ARTICLES

Persons finding lost articles should deposit them at the nearest ranger station, leaving their own names and addresses, so that if not claimed by owners within 60 days articles may be turned over to those who found them. Also, if you have lost anything ask the ranger about it, or inquire at the information office at Mammoth.

THE PARK MILEPOST SYSTEM

The milepost signs in Yellowstone National Park are diamond-shaped steel signs with raised letters, which are in every case initials of a junction point on the loop-road system or a park gateway.

The following is a key to the milepost initials:

- N. E.---- North entrance at Gardiner, Mont.
- W. E.---- West entrance at West Yellowstone, Mont.
- E. E.---- East entrance 54 miles west of Cody, Wyo.
- S. E.---- South entrance 27 miles north of Moran, Wyo.
- M. S.---- Mammoth Hot Springs where the north approach road joins the loop system.

- N. J.---- Norris Junction near Norris Geyser Basin where a road leads directly across the park to the Grand Canyon of the Yellowstone.
- M. J.---- Madison Junction where the west approach road joins the loop system.
- O. F.---- Old Faithful at the head of Upper Geyser Basin.
- W. T.---- West Thumb of Yellowstone Lake where the south approach road joins the loop system.
- L. J.---- Lake Junction where the east or Cody approach road joins the loop system.
- C. J.---- Canyon Junction where a road leads directly across the park from the Grand Canyon of the Yellowstone to Norris Geyser Basin.
- T. J.---- Tower Falls Junction where the road to the buffalo ranch and Cooke City leaves the loop system.
- Mt. W.--- Summit of Mount Washburn.
- C. C.---- Cooke City entrance, on a branch road which leaves the loop system at Tower Falls Junction.

There is a ranger station near each of the above entrances and junction points.

As the map in the front of this booklet clearly shows, the main road system of Yellowstone Park is roughly in the form of a figure 8. This main system, called the Grand Loop Road of the park, consists of 141.8 miles of improved highways.

The approach roads, the feeders to the loop system, lead from all four park gateways to junction points as above indicated. The aggregate length of these roads in the park is 68.3 miles. Other roads in the park have a combined length of 92.3 miles.

Outside of the park boundaries, by special authority of Congress, the National Park Service maintains 28 miles of the east approach road in the Shoshone National Forest and 30 miles of the south approach road in the Teton National Forest.

STOP-OVER PRIVILEGES

Yellowstone National Park is an ideal vacation resort. It is worth your time for a week, a month, or, indeed, the entire park season.

The four and one-half days' tour is properly designated as a "sight-seeing tour." It represents the minimum time for a circuit of the park loop with one-night stops at each center of scenic interest. While this tour is satisfactory from the standpoint of giving the visitors a general knowledge of the phenomena and primary scenic attractions of the park, it must of necessity fall far short of giving the visitors the benefits which follow a leisurely visit with time for healthful and recreational pastimes in the high, dry, pine-laden air of this great nature playground. You owe it to yourself to stop over at the hotels or lodges as many additional days as your vacation

allowance will permit. These stop-overs do not entail additional transportation expense. Each hotel and lodge is a center from which radiate roads and trails for automobiles, saddle-horse, walking, and fishing trips. On Yellowstone Lake are boats for scenic excursions and fishing.

The attention of all visitors is especially directed to Roosevelt Lodge, a unique and comfortable camp near Tower Falls on the loop road. This camp is named in commemoration of the visit of President Roosevelt to this region in April, 1903. Roosevelt Lodge is a resort center for visitors who desire to get off the beaten path and enjoy to the full the stimulating climate and activities which this camp affords. It is headquarters for trips to Grasshopper Glacier, Fossil Forest, and fishing trips to near-by trout streams. In addition, it appeals to visitors who are seeking rest and less strenuous recreation.

VALIDATION OF TICKETS

Tickets to Bozeman, Mont., Cody, Wyo., Gallatin Gateway, Mont., Gardiner, Mont., Lander, Wyo., West Yellowstone, Mont., or Yellowstone National Park, Wyo., may be validated for return passage as follows:

(a) By railroad agent at Bozeman, Mont. (by Northern Pacific Railway), Cody, Wyo., Gallatin Gateway, Mont., Gardiner, Mont., Lander, Wyo., Livingston, Mont., West Yellowstone, Mont., or Three Forks, Mont. (by Chicago, Milwaukee, St. Paul & Pacific Railway).

(b) At Mammoth Hot Springs or Old Faithful.

(c) Tickets reading to West Yellowstone, Mont., or to Yellowstone National Park, Wyo., both ways via West Yellowstone, may be validated for return passage at Ashton, Idaho Falls, Pocatello, or Victor, Idaho.

(d) Tickets to Lander, Wyo., may be validated for return passage at Riverton, Wyo.

(e) Tickets reading to Yellowstone National Park or to Bozeman, Mont., Cody, Wyo., or Gardiner, Mont., through Greybull, Wyo., in both directions, may be validated at Greybull, Wyo.

(f) Tickets reading to Yellowstone National Park or to Bozeman, Mont., Cody, Wyo., or Gardiner, Mont., through Sheridan, Wyo., in both directions, may be validated for return passage at Sheridan, Wyo.

BAGGAGE AT GATEWAY RAILROAD STATIONS

The following baggage-checking arrangements are available for Yellowstone Park passengers:

Entering via—	Leaving via—	Baggage may be checked to—
Gardiner.....	Gardiner.....	Gardiner, Mont.
West Yellowstone..	West Yellowstone..	West Yellowstone, Mont.
Cody.....	Cody.....	Cody, Wyo.
Lander.....	Lander.....	Lander, Wyo.
Gallatin Gateway..	Gallatin Gateway..	Gallatin Gateway, Mont.
Bozeman.....	Bozeman.....	Bozeman, Mont.
Gardiner.....	West Yellowstone..	Gardiner, or via Nor. Pac. Ry. to Butte and U. P. system to West Yellowstone, or it may be rechecked at Gardiner to West Yellowstone via Butte. If baggage has been taken to Mammoth Hot Springs, it can be checked from that point to West Yellowstone upon payment of usual charge from Mammoth Hot Springs to Gardiner.
Gardiner.....	Cody.....	Gardiner or Cody, or it may be rechecked at Gardiner via Nor. Pac. Ry. to Billings and C. B. & Q. R. R. to Cody.
Gardiner.....	Lander.....	Gardiner, or via the C. & N. W. line to Lander.
Gardiner.....	Gallatin Gateway..	Gardiner, or may be rechecked at Gardiner to Gallatin Gateway, via Nor. Pac. Ry. to Lombard and C. M., St. P. & P. Ry.
Gardiner.....	Bozeman.....	Gardiner or Bozeman, or may be rechecked at Gardiner to Bozeman via Nor. Pac. Ry.
West Yellowstone..	Gardiner.....	West Yellowstone, or via the U. P. system to Butte and Nor. Pac. Ry. to Gardiner, or it may be rechecked at West Yellowstone to Gardiner via Butte. Passengers desiring to have their baggage delivered at Mammoth Hot Springs can arrange to have it brought from Gardiner by notifying the transportation company and paying the usual charge.
West Yellowstone..	Cody.....	West Yellowstone or to Cody, or it may be rechecked at West Yellowstone to Cody via U. P. system, Butte, Nor. Pac. Ry., Billings, and C. B. & Q. R. R.
West Yellowstone..	Lander.....	West Yellowstone or via the C. & N. W. line to Lander.
West Yellowstone..	Gallatin Gateway..	West Yellowstone, or may be rechecked at West Yellowstone to Gallatin Gateway, via U. P. system, to Butte and C. M., St. P. & P. Ry.
West Yellowstone..	Bozeman.....	West Yellowstone, or may be rechecked at West Yellowstone to Bozeman, via U. P. system, to Butte and Nor. Pac. Ry.
Cody.....	Gardiner.....	Cody or Gardiner, or it may be rechecked at Cody, via C. B. & Q. R. R. to Billings and Nor. Pac. Ry. to Gardiner.
Cody.....	West Yellowstone..	Cody, or via Butte and U. P. system to West Yellowstone, or it may be rechecked at Cody to West Yellowstone via C. B. & Q. R. R., Billings, Nor. Pac. Ry. to Butte and U. P. system.
Cody.....	Lander.....	Cody or via the C. & N. W. line to Lander, or it may be rechecked from Cody to Lander, via Orin.

BAGGAGE AT GATEWAY RAILROAD STATIONS—
Continued

Entering via—	Leaving via—	Baggage may be checked to—
Cody.....	Gallatin Gateway..	Cody, or may be rechecked at Cody to Gallatin Gateway via C., B. & Q. R. R. to Billings, Nor. Pac. Ry. to Lombard and C., M., St. P. & P. Ry.
Cody.....	Bozeman.....	Cody or Bozeman, or may be rechecked at Cody via C., B. & Q. R. R. to Billings and Nor. Pac. Ry. to Bozeman.
Lander.....	West Yellowstone..	Lander or West Yellowstone.
Lander.....	Gardiner.....	Lander or Gardiner.
Lander.....	Cody.....	Lander or Cody, or it may be rechecked from Lander to Cody via Orin.
Lander.....	Gallatin Gateway..	Lander or via C., M., St. P. & P. Ry. to Gallatin Gateway.
Lander.....	Bozeman.....	Lander or Bozeman.
Gallatin Gateway..	Gardiner.....	Gallatin Gateway, or may be rechecked at Gallatin Gateway to Gardiner via C., M., St. P. & P. Ry. to Lombard and Nor. Pac. Ry.
Gallatin Gateway..	West Yellowstone..	Gallatin Gateway, or may be rechecked at Gallatin Gateway to West Yellowstone via C., M., St. P. & P. Ry. to Butte and U. P. system.
Gallatin Gateway..	Cody.....	Gallatin Gateway, or may be rechecked at Gallatin Gateway to Cody via C., M., St. P. & P. Ry. to Lombard, Nor. Pac. Ry. to Billings and C., B. & Q. R. R.
Gallatin Gateway..	Lander.....	Gallatin Gateway, or via C. & N. W. line to Lander.
Gallatin Gateway..	Bozeman.....	Gallatin Gateway, or may be rechecked at Gallatin Gateway to Bozeman via C., M., St. P. & P. Ry. to Lombard and Nor. Pac. Ry.
Bozeman.....	Gardiner.....	Bozeman or Gardiner, or may be rechecked at Bozeman via Nor. Pac. Ry. to Gardiner.
Bozeman.....	West Yellowstone..	Bozeman or via Nor. Pac. Ry. to Butte and U. P. system to West Yellowstone, or may be rechecked at Bozeman to West Yellowstone via Nor. Pac. Ry. to Butte and U. P. system.
Bozeman.....	Cody.....	Bozeman or Cody, or may be rechecked at Bozeman via Nor. Pac. Ry. to Billings and C., B. & Q. R. R. to Cody.
Bozeman.....	Lander.....	Bozeman or via C. & N. W. line to Lander.
Bozeman.....	Gallatin Gateway..	Bozeman, or may be rechecked at Bozeman via Nor. Pac. Ry. to Lombard and C., M., St. P. & P. Ry. to Gallatin Gateway.

BAGGAGE IN YELLOWSTONE NATIONAL PARK

The Yellowstone Park Transportation Co. will carry not to exceed 25 pounds of hand baggage free. Passengers entering Yellowstone Park at Cody who desire their trunks in the park may arrange at Cody to have their baggage rechecked free to Gardiner for carriage into Yellowstone Park. A charge of \$1 in each direction is made for the transportation of each trunk on regular baggage wagon between Gardiner and Mammoth Hot Springs. Special arrangements may be made for the transportation of trunks through Yellow-

stone Park from Gardiner, West Yellowstone, Cody, or Lander.

The Lander-Yellowstone Transportation Co. will carry not to exceed 25 pounds of hand baggage free from Lander to Moran.

The liability of the Yellowstone Park Transportation Co. for loss of or damage to suitcase or grip is limited to \$25, and for loss of or damage to trunk liability is limited to \$100. Passengers desiring additional protection to baggage may obtain an insurance policy at small cost from the transportation agent at the park gateways, or in the park at the various stations.

STORAGE OF BAGGAGE WHILE ON PARK TOUR

Storage charges on baggage will be waived at Livingston, Gardiner, West Yellowstone, Pocatello, Idaho Falls, Ogden, Salt Lake City, Lander, Cody, Frannie, Billings, Gallatin Gateway, Bozeman, or at Three Forks or Butte (Chicago, Milwaukee, St. Paul & Pacific) while passengers are making the park trip.

AUTHORIZED RATES FOR PUBLIC UTILITIES

Remember that all rates are approved by the Government. Complaints regarding overcharges should be made to the superintendent. Employees of the hotels, lodges, and transportation lines are not Government employees, but discourteous treatment by public-utility employees should be reported to the park administration.

HOTELS AND LODGES

YELLOWSTONE PARK HOTEL CO.

The four hotels in the park are maintained by the Yellowstone Park Hotel Co. These are located at Mammoth Hot Springs, the Upper Geyser Basin, the outlet of Yellowstone Lake, and the Grand Canyon of the Yellowstone.

The address of the hotel company is Yellowstone Park, Wyo., from June 15 to September 20, and Helena, Mont., thereafter.

RATES OF THE YELLOWSTONE PARK HOTEL CO.

HOTEL RATES

4½-day tours: 1 14 meals and 4 lodgings (in rooms without bath), American plan, on standard tour of Yellowstone Park by passengers of Yellowstone Park Transportation Co.----- \$29. 00

¹ The 4½-day tour is planned on the basis of 14 meals and 4 nights' lodging. If the trip is so arranged that less than 14 meals are furnished, refund will be made by the hotel company. However, guests registering for rooms will be charged for meals served between the time of registering and the time of checking out, regardless of whether or not meals are actually eaten. All rates at the hotels are based upon the American plan operation.

Board and lodging, American plan, regular accommodations (not including private bath), per day, each person.....	\$6. 50
American plan hotel rates per day, per person, providing for room with private bath are:	
1 person in a room, according to location.....	10. 00-11. 00
2 persons in one room, according to location, per person.....	9. 00-10. 00
3 persons in two rooms, with bath between, corner suite, per person.....	10. 00
3 persons in two rooms with bath between, inside suite, per person.....	9. 00
3 persons in one room with private bath, according to location, per person, per day.....	8. 50-9. 00
4 persons in two rooms, with bath between, according to location per person.....	8. 50-9. 00
Meals or lodging (room without bath) part of a day:	
Lodging.....	2. 25
Breakfast.....	1. 25
Lunch.....	1. 50
Dinner.....	1. 50
Meals served in rooms, extra each.....	. 50
(Children under 8, half rates.)	
Shaving.....	. 25
Neck shave.....	. 10
Hair cutting, men.....	. 65
Women's hair cut, boy style.....	. 75
Straight bob.....	. 60
Shingle, back only.....	. 50
All other hair cuts for women.....	. 75
Shampoo:	
Men, plain.....	. 50
Women.....	. 75-1. 50
Rinses.....	. 25-. 75
Scalp treatment.....	1. 00
Face massage:	
Men.....	. 50-. 75
Women.....	1. 00-1. 50
Clay pack.....	1. 50
Manicure.....	. 75
Marcel.....	. 75-1. 00
Round curl.....	. 75
Finger wave.....	1. 00
Water wave.....	1. 00
Women's hair dressing, plain.....	. 50
Women's hair dressing, fancy.....	1. 00-2. 00
Bath.....	. 50
Shoe polish.....	. 15

THE YELLOWSTONE PARK LODGE AND CAMPS CO.

Five lodges in the park are maintained by the Yellowstone Park Lodge and Camps Co. These are located at Mammoth Hot Springs, Upper Geyser Basin, Yellowstone Lake, Grand Canyon of the Yellowstone, and near Tower Falls (Roosevelt Lodge). The company also maintains Sylvan Pass Lodge at the eastern gateway. The address of the lodge company is Yellowstone Park, Wyo., from June 15 to September 20, and Livingston, Mont., thereafter. The authorized rates at the lodges are as follows:

RATES OF THE YELLOWSTONE PARK LODGE AND CAMPS CO.

LODGE RATES

Four and one-half day tours: Fourteen meals and four lodgings, American plan, on standard tour of the Yellowstone Park by passengers of Yellowstone Park Transportation Co.	\$20. 00
Meals and lodgings, American plan:	
Per day.....	4. 50
Breakfast.....	1. 00
Lunch.....	1. 00
Dinner.....	1. 00
Lodging and breakfast.....	2. 50
Lunch at Sylvan Pass Lodge.....	1. 50
Meals served in guests' sleeping tents, extra each.....	. 25
(Children under 8, half rates; children in arms, free.)	
Shave.....	. 25
Neck shave.....	. 10
Hair cutting, men.....	. 65
Women's hair cut, boy style.....	. 75
Straight bob.....	. 60
Shingle, back only.....	. 50
All other hair cuts for women.....	. 75
Shampoo:	
Men, plain.....	. 50
Women.....	. 75-1. 50
Rinses.....	. 25-. 75
Scalp treatment.....	1. 00
Face massage:	
Men.....	. 50-. 75
Women.....	1. 00-1. 50
Clay pack.....	1. 50
Manicure.....	. 75
Marcel.....	. 75-1. 00
Round curl.....	. 75
Finger wave.....	1. 00
Water wave.....	1. 00
Women's hair dressing, plain.....	. 50
Women's hair dressing, fancy.....	1. 00-2. 00
Tub baths.....	. 50
Swimming pool at Mammoth Lodge: Admission, suit, and towel.....	. 50
Children between ages 5 and 12 (less than 5 no charge).....	. 25
Shoe polish.....	. 15

BATHHOUSES

HENRY P. BROTHERS

Swimming pool, including use of bathing suit.....	. 50
Children between ages 5 and 12 (less than 5, no charge).....	. 25
Boy and Girl Scouts, when accompanied by scoutmaster.....	. 25
Private pool, one person with or without use of bathing suit.....	1. 00
Two or more persons using same private pool, charge, for second and each additional person, with or without bathing suit.....	. 50
Tub bath.....	. 50
Stockings, each pair.....	. 25
Caps.....	. 25
Caps, higher grade.....	. 50
Shoes.....	1. 00
Use of inflated floats.....	. 25

TELEGRAMS

From or to all points in the United States to connection with lines of the Yellowstone Park Hotel Co., at Western Union rates, both hotels and lodges.

Messages exchanged between points in the park at the rate of 30 cents for 10 words and 2½ cents for each additional word. This rate is used in computing charges on day letters and night letters.

There are seven telegraph stations in the park, namely: Yellowstone Park, Wyo., located at Mammoth Hotel, Old Faithful Inn, Lake Hotel, Canyon Hotel, Mammoth Lodge, Old Faithful Lodge, and Canyon Lodge. These stations are anywhere from 1 to 60 miles apart. Address your messages to the telegraph station in the park to which the addressee will be at the time the telegram is received, such as: "John Jones, Old Faithful Inn, Yellowstone Park, Wyoming." Telegrams addressed simply "Yellowstone Park, Wyoming," are received at the office at Mammoth Hotel, and every effort made to locate addressee in park. When party is located at some other point, delivery of message entails a forwarding charge. Money transfers are handled at all hotel offices in the park. **Tourists should inquire at all telegraph offices during their tour.**

TELEPHONE MESSAGES

The Bell System maintains long-distance telephone service to any point in the country from hotels, lodges, and ranger stations at regular rates.

PHOTOGRAPHS OF THE PARK

Haynes Picture Shops (Inc.) (address, Yellowstone Park, Wyo., in summer, and 341 Selby Avenue, St. Paul, Minn., at any season), maintains picture shops at Mammoth Hot Springs, Upper Geyser Basin, Grand Canyon, Fishing Bridge, and Tower Falls, and sale stands in various hotels and lodges for sale of photographs of own manufacture in all sizes and styles, including hand-painted enlargements, lantern slides, moving pictures, souvenir post cards, a complete line of photographic supplies and guidebooks, and has laboratories in the park for developing, printing, and enlarging photographs for travelers.

SCHEDULE OF RATES

Haynes Guidebook, current edition (enlarged).....	\$1. 50
Discovery of Yellowstone Park, by N. P. Langford.....	1. 50
Maw's Vacation, by Emerson Hough.....	. 75

Trees and Flowers of Yellowstone National Park, by Frank E. A. Thone, Ph. D.....	\$0. 75
The Yellowstone National Park, by Hiram M. Chittenden.....	2. 50
(Other Yellowstone books at publishers' prices.)	
Enlargements:	
Plain, to order, 5 by 7 to 40 by 60.....	0. 50-25. 00
Hand-painted, to order, 5 by 7 to 40 by 60.....	1. 90-50. 00
Lantern slides, hand-painted, each \$1.25, set of 100.....	100. 00
Colorgraph set of 12 views in red portfolio.....	1. 50
Souvenir folder, series A and B, each 15 cents, 2 for.....	. 25
Souvenir playing cards, de luxe deck, 53 park views.....	1. 25
Souvenir post cards, colored, 100 kinds, 3 for 5 cents, set of 50.....	. 50
Gems of the Yellowstone, 24 scenes.....	. 25
Stock photographs:	
Plain, unmounted, 4 by 5 to 16 by 21....	0. 10-3. 50
Hand-painted, 7¼ by 9¼ to 16 by 21....	2. 50-7. 50
Transparencies, hand-painted, framed, boxed:	
12 by 17.....	16. 00
7 by 10.....	8. 50
Photo miniatures, several series, 12 for.....	. 25
NOTE.—Albums, books, cameras, films, frames, games, maps, motion pictures, paintings, photogravures, sand souvenirs, supplies, etc., at current prices.	
Service, mending cameras, etc., per hour....	1. 00
Developing:	
6 and 8 exposure roll films—	
1½ by 2 to 2½ by 4¼.....	0. 20
3¼ by 4¼ to 5 by 7.....	0. 25- . 45
10 and 12 exposure roll films—	
2½ by 4¼.....	. 35
3¼ by 4¼ to 4 by 5.....	0. 40- . 45
12 exposure film packs and plates, 1½ by 2½ to 5 by 7.....	0. 35- . 75
Prints, plain from film, or glass negatives:	
1½ by 1¾ to 1½ by 2½.....	. 05
2½ by 4¼.....	. 07
3¼ by 5½.....	. 09
4 by 5.....	. 10
4¼ by 6½ to 11 by 14.....	0. 15-1. 00

For other sizes, styles, and contents than above specified, see the complete itemized price lists at all Haynes' picture shops and Haynes' sales stands.

STORES AND NEWS STANDS

General stores are maintained at Upper Geyser Basin (Old Faithful), West Thumb of Lake Yellowstone, at the outlet of Yellowstone Lake, and near the Lake Hotel and Lake Lodge by Mr. C. A. Hamilton. At Mammoth Hot Springs and at Grand Canyon general stores are maintained by Mr. George Whittaker, and at Tower Falls by Mr. J. E. Haynes. At Mammoth Hot Springs, Pryor & Trischman maintain the Park Curio Shop, with coffee shop and soda fountain. In all of the general stores, in addition to complete lines

of groceries, clothing, and campers' supplies, are carried curios, souvenirs, films, photographs, post cards, tobacco, smokers' supplies, etc.

In all of the hotels and lodges there are news stands at which curios, post cards, photographs, souvenirs, newspapers, magazines, tobacco and smokers' supplies, etc., are also available.

All stores and news-stand charges are subject to control by the park superintendent.

TRANSPORTATION IN THE PARK

RATES OF YELLOWSTONE PARK TRANSPORTATION CO.

PARK TOUR

From any park entrance, full park tour and back to the same entrance or to any other entrance... \$25. 00

NOTE.—The \$25 transportation rate for the standard tours shown on pages 5, 6, 7, 8, 9, 10, and 11, which include Cody, Gallatin, Bozeman, and Lander gateways, applies only in connection with authorized paid rail tickets of C., B. & Q. Ry., C., M., St. P. & P. Ry., N. P. Ry., and C. & N. W. Ry. Via Cody in either direction, C., B. & Q. Ry. passengers must hold paid railroad tickets to or from Cody, Wyo.; otherwise extra auto fare from Cody to eastern entrance of the park or vice versa is \$2.25. Via Gallatin, C., M., St. P. & P. Ry., passengers must hold paid rail tickets to or from Gallatin Gateway, Mont.; otherwise extra auto fare Gallatin Gateway to west entrance to Park, West Yellowstone, or vice versa, is \$4. Via Bozeman, N. P. Ry. passengers must hold paid rail tickets to or from Bozeman, Mont.; otherwise extra auto fare from Bozeman to west entrance to the park, West Yellowstone, or vice versa, is \$5. Via Lander, C. & N. W. Ry. passengers must hold paid rail tickets from east of O'Neill, Nebr.; otherwise, extra auto fare from Lander to south entrance of park or vice versa is \$16.50.

On regular park tour, cars will be routed over top Mount Washburn, each passenger, extra... 2. 00

On regular park tour, passengers holding In Gardiner—Out Cody (G.—C.) or In Gardiner—Out West Yellowstone (G.—W.) tickets may make round trip from Grand Canyon to Roosevelt Lodge, returning via Mammoth, each passenger, extra... 5. 00

On regular park tour, passengers leaving Old Faithful may be relayed from Lake to Canyon, provided accommodations are available at Canyon, each passenger, extra... 5. 00

From Old Faithful to foot of Jackson Lake in Teton Mountain region (Jackson Hole) and return to Lake Hotel and Lodge, each passenger, extra... 12. 50

SIDE TRIPS

From Mammoth:

Terraces and Buffalo Corral... \$1. 00

Gardiner and return... 1. 50

Around Bunsen Peak via Golden Gate and Osprey Falls... 2. 50

Roosevelt Lodge (Tower Falls Junction)—

One way... 3. 50

Round trip... 7. 00

From Old Faithful:

Hurry trips to geysers... \$1. 00

Black Sand Basin... 1. 00

Lone Star Geyser... 1. 50

Jackson Lake and Teton Mountains (see above)... 12. 50

From Canyon:

Top of Mount Washburn and return... 4. 00

Either side of canyon... 1. 00

From Roosevelt Lodge (minimum, 5 fares):

Soda Butte and return... 5. 00

Cooke City and return... 14. 00

SPECIAL AUTOMOBILE SERVICE

Special touring cars for complete park tours (minimum, 5 fares), at \$25, plus \$25 per day from time car is taken at park entrance until release of car at exit gateway, railway terminal, or station in the park.

Six-passenger touring cars for short trips in the vicinity of the various hotels and lodges, when available for such service, maximum charge per hour... \$6. 00

Storage, per day... . 50

GUIDES, HORSES, AND CONVEYANCES

Saddle animals for riding trips of one day or less duration from hotels and lodges except those at Lake Yellowstone (rates do not include guide service):

Per full day of 8 hours... 3. 50

Per half day of 4 hours... 2. 50

Per hour... . 75

(Horses kept out over 8 hours will be charged hourly rates for each hour over the 8-hour period.)

Mounted guides for saddle-horse parties:

Per day of 8 hours... 5. 00

Per half day of 4 hours... 3. 00

Per hour... 1. 00

Personally conducted saddle-horse trips escorted by mounted guide are available from both hotels and lodges, except at Lake Yellowstone, as follows:

Mammoth Hotel and Lodge—

To summit of Mount Everts and return (10 miles)... 4. 00

To summit of Mount Sepulcher and return (14 miles)... 4. 00

Around Bunsen Peak to foot of Osprey Falls and return (12 miles)... 4. 00

To point near Gardiner and return, via old road (9 miles)... 2. 50

Ranger Nature Trail (loop trip) (5 miles)... 2. 00

Old Faithful—Inn or Lodge—

To Mallard Lake and return (8 miles)... 3. 00

To Lone Star Geyser and return (7 miles)... 2. 50

To Shoshone Lake and return (18 miles)... 4. 00

Roosevelt Lodge—

To Garnet Hill and return (8 miles)... 3. 00

To Specimen Ridge and return (14 miles)... 5. 00

To Tower Falls and return (4 miles)... 1. 50

To Lost Lake and return (4 miles)... 3. 00

Canyon Lodge—

To Sulphur Mountain and return (10 miles)... 3. 00

To Crystal Lake and return (9 miles)... 3. 00

To Elk Park and return (9 miles)... 2. 00

To Point Sublime and return (6 miles)... 2. 50

Personally conducted saddle-horse trips, etc.—Con.

Canyon Hotel—	
To Cascade Lake and return (8 miles) ..	\$2. 50
To Grebe Lake and return (12 miles) ..	3. 00
To Silver Cord Cascade and return (8 miles) ..	3. 00
To Sulphur Mountain and return (14 miles) ..	3. 00
To Seven Mile Hole and return (14 miles) ..	4. 00
To Devil's Ink Well and return (8 miles) ..	4. 00

RATES OF THE YELLOWSTONE PARK BOAT CO.

SPEED BOATS

Thumb of Lake to Yellowstone Lake Hotel and Lodge, per passenger ..	\$2. 50
Southeast Arm and return, per passenger (minimum of 10 fares) ..	3. 00
Half-hour trips, per passenger ..	1. 00

POWER BOATS

Excursions to Southeast Arm of lake, per individual (this trip not made for less than \$40) ..	\$2. 00
16-foot and 18-foot launches:	
Per day (price includes use of fishing tackle) ..	20. 00
Per hour (price includes use of fishing tackle) ..	3. 50

ROWBOATS

Per day of 8 hours ..	\$2. 50
Per hour ..	. 50

ROWBOATS EQUIPPED WITH MOTORS

Per day of 8 hours ..	\$10. 00
Per hour ..	2. 50

Boat rental and services of motor boat and attendants' time commence from the moment of leaving the dock until return; or if boat is engaged in advance, charges start from time for which boat is engaged.

FISHING TACKLE

Outfit, consisting of rod, reel, line, and landing net, per day ..	\$0. 50
Charges may be made for broken rods or lost outfit at regular price.	
Flies and fishing accessories sold at reasonable prices, according to quality.	

FISHING

Fishing is usually excellent throughout the park, but the best fishing is obtained off the beaten routes of travel. Fishing tackle may be purchased at any of the stores of the park or an outfit consisting of rod, reel, line, and landing net may be rented at the hotels, lodges, and stores at 50 cents per day. Flies and fishing accessories can also be procured at reasonable prices.

Ten fish per person fishing constitute the limit of a day's catch. Read carefully the rules regarding fishing.

No fishing license required.

A book entitled "FISHES OF THE YELLOWSTONE NATIONAL PARK," published by the United States Bureau of Fisheries, may be purchased at the headquarters Information Office. Price, 5 cents.

FISHING TRIPS

The following fishing trips are available from all lodges of the Yellowstone Park Lodge and Camps Co.

All day, 8 hours, per person ..	\$5. 00
Three-fourths day, 6 hours, per person ..	4. 00
One-half day, 4 hours, per person ..	3. 00

Rate includes saddle horse and mounted guide, who personally conducts the party.



USE THIS BLANK SHEET FOR
NOTES OF YOUR PARK VISIT

Ruled area for notes on the left side of the page, consisting of 25 horizontal dashed lines.

USE THIS BLANK SHEET FOR
NOTES OF YOUR PARK VISIT

Ruled area for notes on the right side of the page, consisting of 25 horizontal dashed lines.

USE THIS BLANK SHEET FOR
NOTES OF YOUR PARK VISIT

USE THIS BLANK SHEET FOR
NOTES OF YOUR PARK VISIT

Ruled area for notes on the left side of the page, consisting of 25 horizontal dashed lines.

Ruled area for notes on the right side of the page, consisting of 25 horizontal dashed lines.

PROMINENT GEYSERS AND SPRINGS OF THE YELLOWSTONE

NORRIS GEYSER BASIN

Name	Height of eruption	Duration of eruption	Interval between eruption	Remarks	Heat of water
	<i>Feet</i>				<i>° F.</i>
Black Growler				Great steam vent	284.0
Constant Geyser	15-35	5 to 15 seconds	20 to 55 seconds	Irregular	188.1
Coral Geyser			Irregular	Coral like sinter	
Echinus Geyser	30	3 minutes	40 to 50 minutes	Spiny sinter	195.8
Hurricane Vent				Whirling steam vent	
Ledge Geyser	75	Irregular	Irregular	Plays from three vents	
Minute Man Geyser	8-15	15 to 30 seconds	do	Quiet for long periods	
New Crater Geyser	6-25	1 to 4 minutes	2 to 5 minutes	Beautiful ruddy sinter	199.4
Pearl Geyser			Irregular	Glistening sinter	171.5
Valentine Geyser	60	15 to 60 minutes	do	In crater-like pit	199.4
Vixen Geyser			do	Vigorous	195.8
Whirligig Geyser	10-15	Irregular	do	Near Constant Geyser	189.9

LOWER GEYSER BASIN (INCLUDING MIDWAY GEYSER BASIN)

Black Warrior Springs				Near Steady Geyser	
Clepsydra Geyser	10-40	Few seconds	3 minutes	Named for water clock	197.6
Excelsior Geyser Crater	200-300	About 1/2 hour	Irregular	Ceased playing in 1888	193.3
Fountain Geyser	75	10 minutes	do	Seldom in eruption	
Fountain Paint Pot				Basin of boiling clay	200.3
Firehole Lake				Underwater "flames"	
Grand Prismatic Spring				Size about 200 by 400 feet; remarkable coloring	149.8
Great Fountain Geyser	75-150	45 to 60 minutes	8 to 12 hours	Spouts 4 or 5 times	204.8
New 1928 Geyser	100-125	4 to 5 hours	12 to 15 hours	Started playing at its present dimensions in July, 1928	
Steady Geyser	20-40	Steady	None	Plays continuously	
Turquoise Pool				About 100 feet in diameter	

UPPER GEYSER BASIN (OLD FAITHFUL GEYSER BASIN)

Artemisia Geyser	50	10 to 15 minutes	24 to 30 hours	Irregular	
Beehive Geyser	200	6 to 8 minutes	Irregular	Averaged 3 or 4 times per month in 1928	
Black Sand Pool				Deep Blue Pool	199.4
Castle Geyser	50-75	30 minutes	Irregular	Played daily in 1928	
Chinaman Spring				Active bubbler	200.3
Cliff Geyser	40-50	Irregular	Irregular	Seldom in eruption	
Cub, Big	60	8 minutes	With Lioness		201.0
Cub, Little	3-10	17 minutes	1 to 2 hours		201.0
Daisy Geyser	70	3 minutes	80 to 90 minutes		200.1
Emerald Pool				Beautiful Green Pool	156.7
Giant Geyser	200-250	60 minutes	Irregular	Played once or twice a month in 1928	202.7
Giantess Geyser	150-200	12 to 36 hours	do	Once a year	201.6
Grand Geyser	200	15 to 30 minutes	16 to 20 hour average	Spectacular eruption	
Grotto Geyser	20-30	Varies	2 to 5 hours	Distinctive cone	201.0
Jewel Geyser	5-20	1 minute	5 minutes	Near Sapphire Pool	197.6
Lion Geyser	50-60	2 to 4 minutes	Irregular	2 to 17 times a day	200.6
Lioness Geyser	80-100	10 minutes	do	Played once in 1910, once in 1912, once early in 1914, and once in 1920	202.6
Morning Glory Pool				Beautiful blue pool	170.6
Oblong Geyser	20-40	7 minutes	Irregular	About once a day	201.8
Old Faithful	120-170	4 minutes	60 to 80 minutes	Usual interval 65 minutes	200.1
Punch Bowl Spring				Crested spring near road	202.1
Riverside Geyser	80-100	15 minutes	7 to 8 hours	Very regular; plays over the river	201.2
Sawmill Geyser	20-35	1 to 3 hours	Irregular	Usually 5 to 8 times a day	192.1
Splendid Geyser Crater	200	10 minutes	Extinct	Has not played since 1892	200.48
Sponge Geyser		1 minute	2 to 3 minutes	A small but perfect geyser	203.0
Sunset Lake				A beautiful hot lake	
Turban Geyser	20-40	10 minutes to 3 hours	Irregular	Turban-like pieces of sinter in the crater	

KEEP THIS BOOK

KEEP THIS BOOK